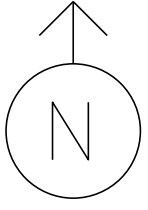


MS # 901



VT 191 NORTH

WESTERN AVE


14'

11'

14'

LANE LINE 375'

ONLY



STOP BAR 27'

17'

19'

YIELD

STOP BAR 20'

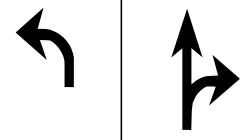
STOP BAR 30'

20'

18'

WESTERN AVE

STOP BAR 37'



ONLY

LANE LINE 265'

VT 191 SOUTH

12'

12'

12'

13'

NOT TO SCALE