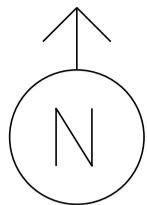


MS # 829

I-89 EXIT 17 SOUTH

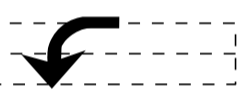



US 2 WEST

US 2 EAST









ONLY



PB



-  CONTROL BOX
-  MAST ARM
-  COORDINATION
-  LOOP DETECTION
-  PULL BOX
-  STANCHION
-  ROADWAY SIGN
-  (B) = 
-  (C) = 
-  (U) = 

I-89 EXIT 17 SOUTH

NOT TO SCALE