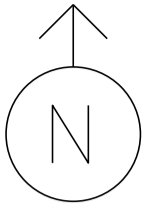










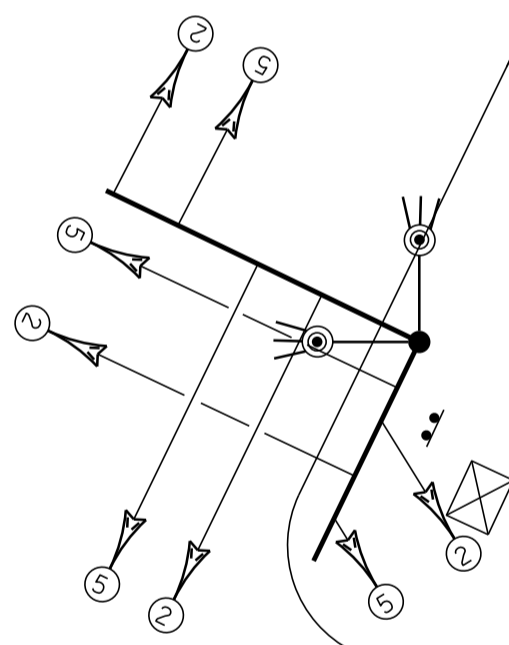
MS # 810

VT 105 NORTH



VT 105 SOUTH

-  CONTROL BOX
-  MAST ARM
-  LOOP DETECTION
-  PULL BOX
-  LUMINAIRE
-  STANCHION
-  = 



2

8

4

DRIVEWAY

6

VT 104 WEST