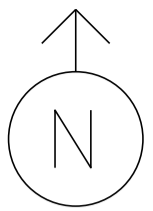


MS # 636 VT 100 NORTH













I-89 EXIT 10 RAMP




JB



-  VIDEO CAMERA
-  CONTROL BOX
-  MAST ARM
-  VIDEO DETECTION
-  JUNCTION BOX
-  ROADWAY SIGN
-  = 
-  = 

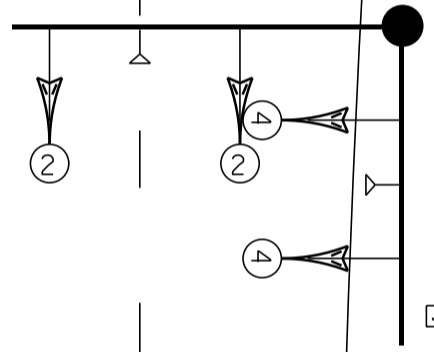
VT 100 SOUTH



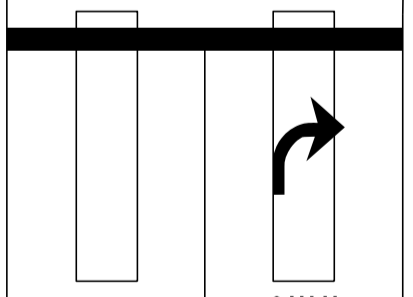
JB



JB



JB



ONLY



NOT TO SCALE