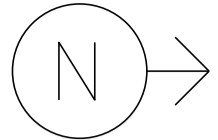
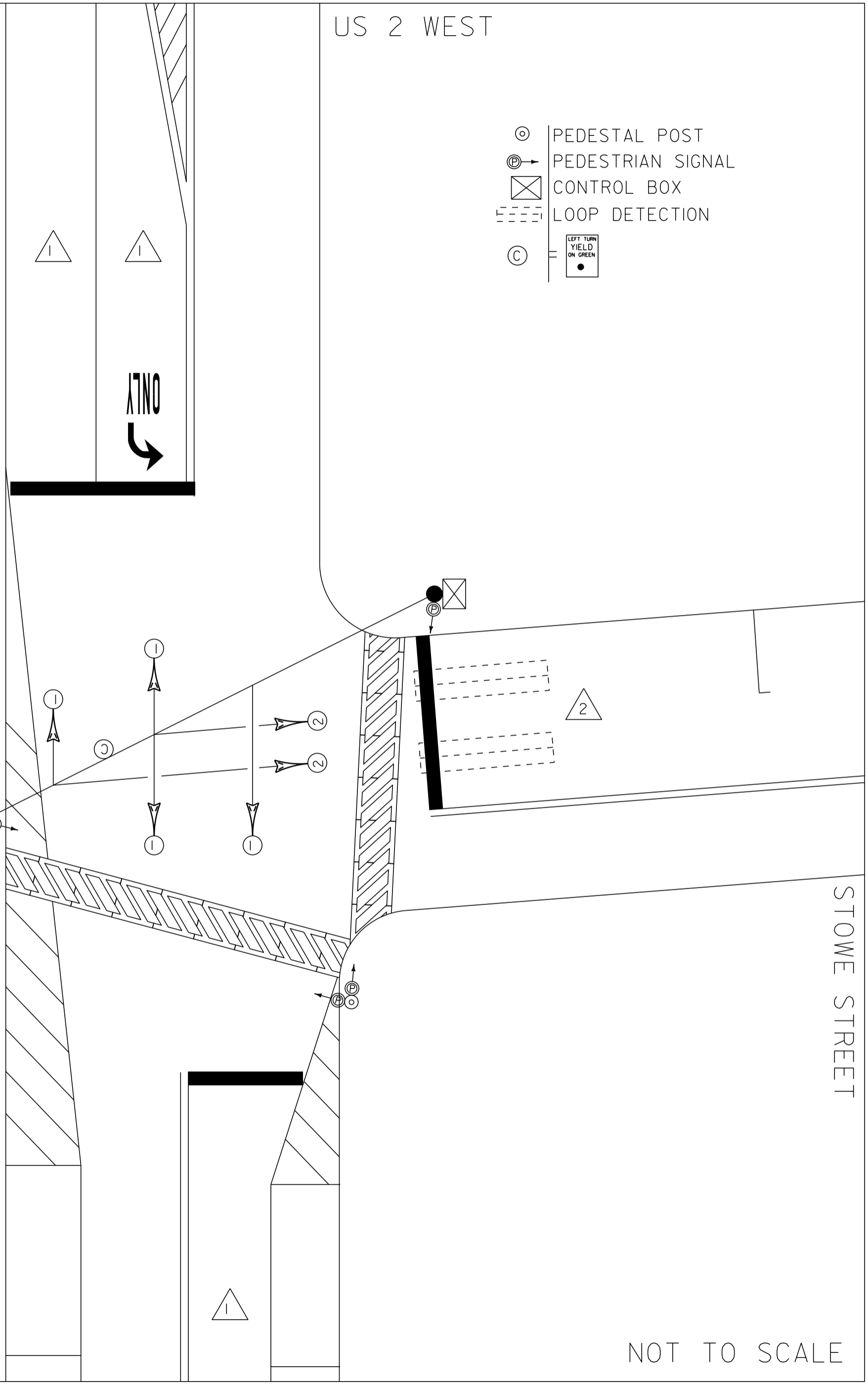


MS # 633



US 2 WEST

- ⊙ PEDESTAL POST
- Ⓟ PEDESTRIAN SIGNAL
- ⊠ CONTROL BOX
- LOOP DETECTION
- Ⓢ LEFT TURN YIELD ON GREEN



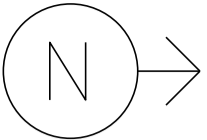
US 2 EAST

NOT TO SCALE

STOWE STREET

MS # 633

US 2 WEST



11' 10'  
LANE LINE 75'



STOP BAR 21'

STOP BAR 44'

CROSSWALK 12'

CROSSWALK 41'


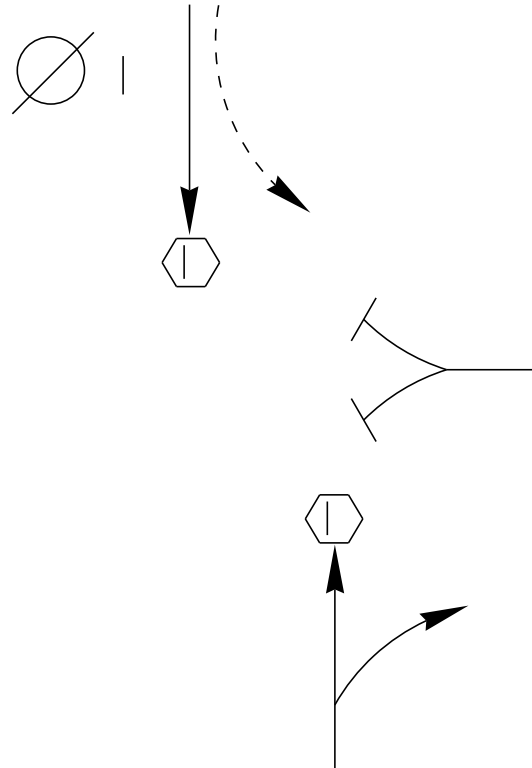
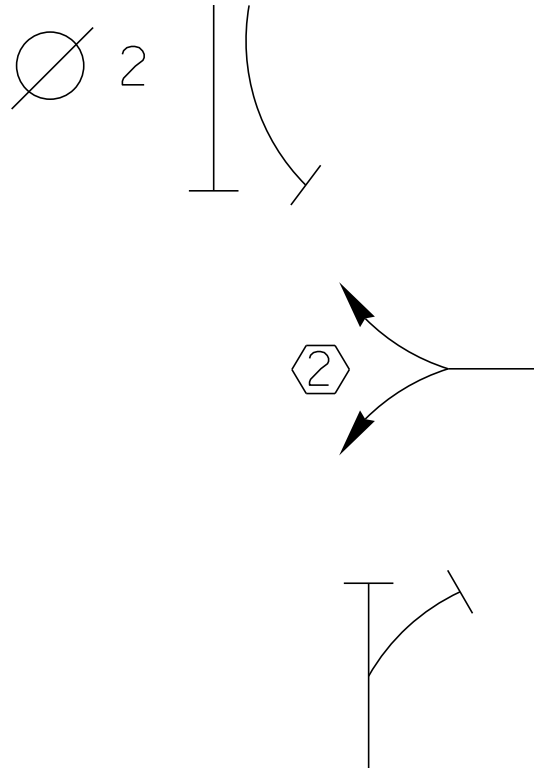
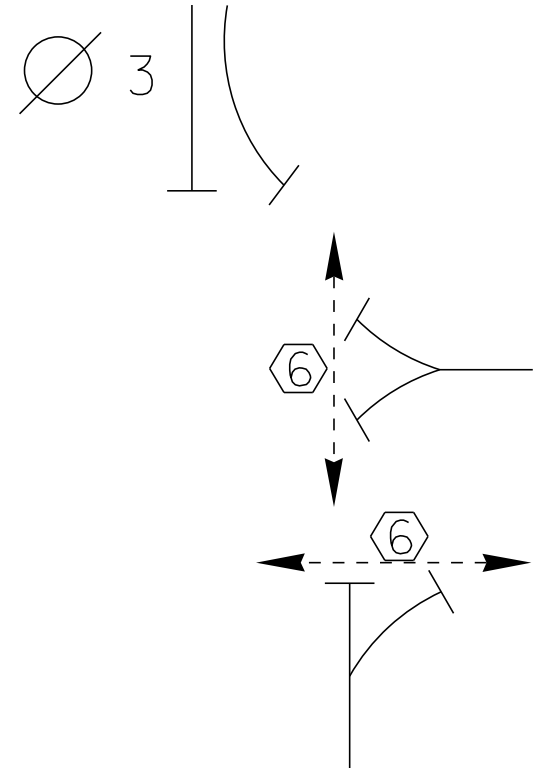

STOP BAR 13'


13'

STOWE STREET

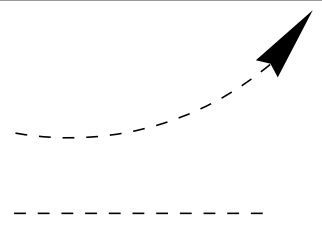
US 2 EAST

NOT TO SCALE

|   |   |  |  |  |
|---|---|--|--|--|
| <p style="text-align: center;">D<br/>-<br/>I<br/>A<br/>G<br/>R<br/>A<br/>M</p> <p style="text-align: right;">N</p>  | <p>Ø 1</p>  | <p>Ø 2</p>  | <p>Ø 3</p>  | <p>Ø 4</p>  |
| <p>TIMING</p>   | <p>G =<br/>Y =</p>  | <p>G =<br/>Y =</p>   | <p>G =<br/>Y =</p>   | <p>G =<br/>Y =</p>   |
| <p style="text-align: center;">D<br/>-<br/>I<br/>A<br/>G<br/>R<br/>A<br/>M</p>  | <p>Ø 5</p>  | <p>Ø 6</p>   | <p>Ø 7</p>   | <p>Ø 8</p>   |
| <p>TIMING</p>   | <p>G =<br/>Y =</p>  | <p>G =<br/>Y =</p>   | <p>G =<br/>Y =</p>   | <p>G =<br/>Y =</p>   |



PROTECTED  
TURNS



PERMITTED  
TURNS  
PEDESTRIAN

CYCLE LENGTH, C= \_\_\_\_\_ S

ECONOLITE  
ANAHEIM, CALIFORNIA

PICK UP LITTER





**DANGER**  
115 VOLTS A.C.

**WARNING**  
DO NOT OPERATE  
CABINET WITHOUT  
CONFLICT MONITOR UNIT

1155-18

70SE 1/2 AMP  
100 115 120 140  
FAN ON TEMP  
ECONOLITE #1222



RING STATUS PHASE STATUS COORD STATUS  
INTERVAL TIMING 1 2 3 4 5 6 7 8

RED REST

YES/ON NO/OFF

1 2 3

4 5 6

7 8 9

0 CLEAR

RED CALL SPEC FUNC

F1 MAIN MENU F2 SUB. MENU F3 PAGE UP F4 PAGE DOWN F5 DISPLAY ADJUST F6 STATUS DISPLAY

**ECONOLITE**

NCMU-6

POWER

CONFLICT

RED

STATUS

10 SEC

VARIABLE INSTANT 4 SEC 7 SEC

START DELAY

AC 1 AMP

RESET

ECONOLITE CONTROL PRODUCTS INC. ANAHEIM, CA.

A B C D

TELEMETRY TERMINAL

ASC-8000 S/N 6966

ASC-8000 S/N 6388

MODEL 200

MODEL 200

LS-3 LS-4 LS-5




LS-6 LS-7



LS-9 LS-10 LS-11 LS-12 LS-13



LS-5 Y LS-6 LS-8




FUSE



CABINET LIGHT ON OFF



002





DA  
115

115  
115  
115

PHASE STARTER PHASE STARTER PHASE STARTER  
1 2 3  
4 5 6  
7 8 9  
0 CLEAR  
ECONOLITE

ASC-8000 S/N 8985

THE RESERVE  
RESTAURANT & TAP

GENERAL  ELECTRIC

Rr13 3/4



KILOWATTHOURS

CL200 • 240 V 3 W • FM2S TA 30  
TYPE GE WATTHOUR METER 60 Hz  
I-70-S CAT. NO. • 720 X 70 G381

002464

Kh  
7.2

• 73 312 626 •  
MADE IN U. S. A.

EMERSON



THE RESERVOIR  
RESTAURANT & TAP ROOM

FIVE HILLS BIKES

bike29  
ride big, rethink

OAKLEY

BYVADS GRILL & PUB EST. 1989

RESTAURANT

FAN 803

362



THE RESERVOIR  
RESTAURANT & TAP ROOM

FIVE HILLS BIKES

bike29  
ride big wheels

OAKLEY  
FACTORY FLOTT









THE RESERVOIR  
RESTAURANT & TAP BEER

ENTRANCE

FIVE HILLS BREWING

PINES CLUB

Gulf  
379  
289  
389

STONE ST







2 HR PARKING  
9 AM - 6 PM  
EXCEPT SUNDAYS  
and HOLIDAYS



ONE HOUR

ONE HOUR

ONE HOUR





STREET

LEFT TURN  
YIELD  
ON GREEN

62AN151



ONE STOWE STREET

WINE BAR - MARKET - LIGHT FARE

LEFT TURN  
YIELD  
ON GREEN

RESTAURANT









