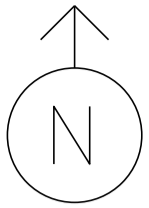


MS # 605

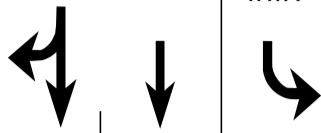
US 302 WEST



12' 12' 10' 12' 12'

LANE LINE 160'

ONLY



STOP BAR 34'

STOP BAR 24'

LANE LINE 50'

12'

12'

CROSSWALK 55'

CROSSWALK 85'

STOP BAR 24'


12' LANE LINE 50'

12'

CROSSWALK 82'

MCDONALD'S

STOP BAR 36'



ONLY

LANE LINE 110'

12' 12' 12' 12' 12'

US 302 EAST

NOT TO SCALE

BURGER KING