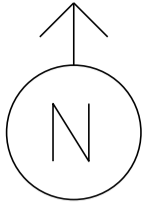


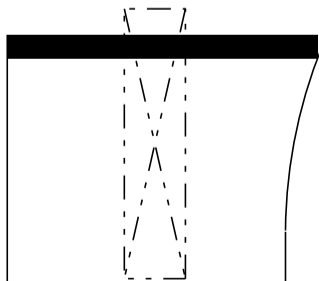
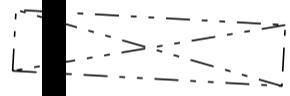
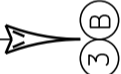
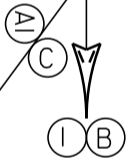
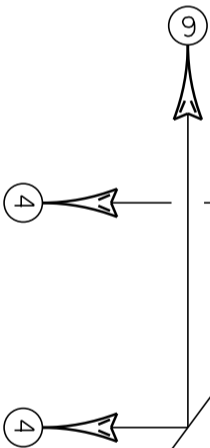
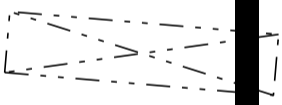
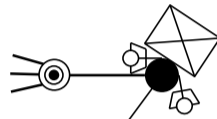
MS # 574



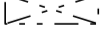










VT 116 NORTH

SHELburne FALLS RD

CVU RD



-  RADAR DETECTOR
-  CONTROL BOX
-  RADAR DETECTION
-  PULL BOX
-  LUMINAIRE

-  = 
-  = 
-  = 

VT 116 SOUTH



NOT TO SCALE