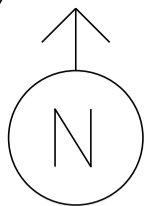


MS # 532



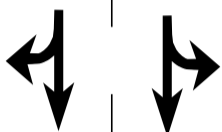
US 7 NORTH

RATHE RD

12'

11'

14'



STOP BAR 23'

12'

STOP BAR 27'

LANE LINE 55'

10'

ONLY

12'

LANE LINE 40'

STOP BAR 31'

11'

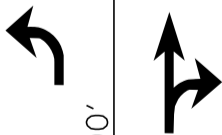
10'

ONLY

12'

CHAMPLAIN DR.

STOP BAR 25'



LANE LINE 300'

12'

12'

12'

12'

US 7 SOUTH

ONLY

NOT TO SCALE