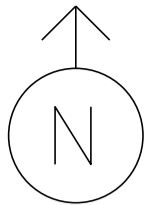


MS # 519



US 7 NORTH

SATURN WAY



ONLY



BALDWIN AVE




ONLY



CONTROL BOX



COORDINATION



LOOP DETECTION



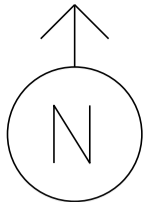
=



US 7 SOUTH

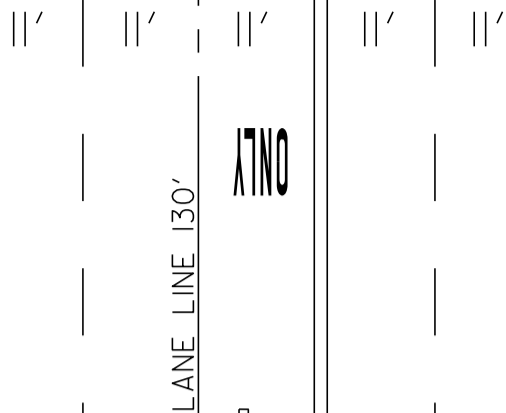
NOT TO SCALE

MS # 519



US 7 NORTH

SATURN WAY



LANE LINE 130'

ONLY



STOP BAR 34'

17'

17'

CROSSWALK 46'

STOP BAR 18'

STOP BAR 14'

14'

14'

CROSSWALK 30'

BALDWIN AVE

STOP BAR 36'

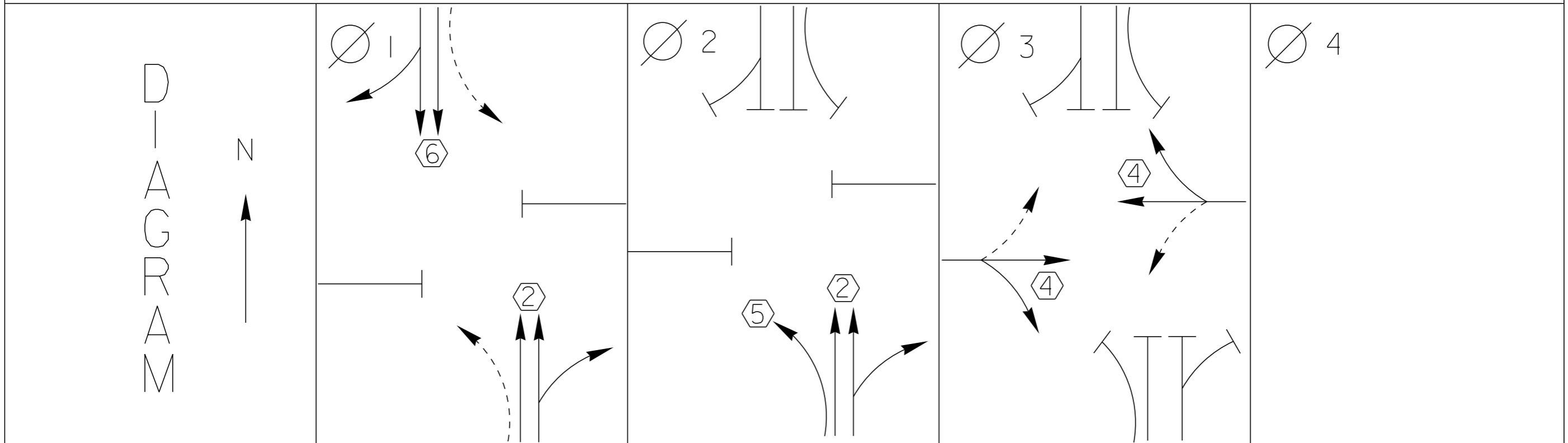


ONLY


LANE LINE 120'

US 7 SOUTH

NOT TO SCALE



T I M I N G	G = Y =	G = Y =	G = Y =	G = Y =
----------------------------	------------	------------	------------	------------



T I M I N G	G = Y =	G = Y =	G = Y =	G = Y =
----------------------------	------------	------------	------------	------------

PROTECTED TURNS	PERMITTED TURNS PEDESTRIAN	CYCLE LENGTH, C= _____ S
--------------------	----------------------------------	--------------------------

PROPERTY OF
VT. AGENCY OF TRANS.
MAINTENANCE DIV.
EMERGENCY CALL
DST. TRANS. OFFICE
855-7600
NIGHTS & WEEKENDS 878-7700



PROPERTY OF:
VT. AGENCY OF TRANS.
MAINTENANCE DIV.

IN EMERGENCY CALL:
DIST. TRANS. OFFICE
655-1580


NIGHTS & WEEKENDS: 878-7111




VEHICLES
01 02 03 04
01 02 03 04
PEDS
1 2 3 4
PREEMPT
TRACONEX
Sp
OFF
CONTROLLER
STOP TIMING
PUSH

VEHICLE DETECTOR
PEDESTRIAN DETECTOR
PREEMPT DETECTOR
STOP TIMING
CONTROLLER









GENERAL ELECTRIC

Rr13%



KILOWATTHOURS

CL200 • 240V 3W • FM2S TA 30

TYPE I-70-S
GE WATTHOUR METER 60Hz
CAT. NO. 720X706100

GREEN MOUNTAIN POWER CORP.

78 652

57 793 626

MADE IN U.S.A.















BALDWIN AVE

← ORCHARD
ELE. ENTARY
SCHOOL







Freedom NISSAN

SHELBURNE R

Vermont
ENX 202
Green Mountain State

ACCORD
EX









goodwill



Mobil













SATURN WAY













Date: 08/09/2012

Timing Data:

Phase	1	2	3	4	5	6	7	8	9
Phases in use	x	x		x	x	x		x	
Min Green	5	25	0	5	5	25	0	5	0
Walk	0	0	0	0	0	0	0	0	0
Ped Clr	0	0	0	0	0	0	0	0	0
Veh Ext	1.5	1.5	0	1.5	1.5	1.5	0	1.5	0
MAX 1	11	69	0	17	0	54	0	17	0
MAX 2	9	68	0	16	0	55	0	16	0
MAX 3	11	76	0	18	0	61	0	18	0
Yellow	4	4	0	4	4	4	0	4	0
All Red	2	2	0	2	2	2	0	2	0
Recall to Max	0	0	0	0	0	0	0	0	0

Coordination Patterns: ACS3/Naztec Coord. Phases 2 & 6

Pattern 1								
Cycle Length	98	Offset	82	COS	111			
Splits	Ph 1	0	Ph 2	77	Ph 3	0	Ph 4	23
	Ph 5	15	Ph 6	61	Ph 7	0	Ph 8	23
	Ph 9	0	Ph 10	0	Ph 11	0	Ph 12	0
Pattern 2(21)								
Cycle Length	96	Offset	19	COS	212			
Splits	Ph 1	0	Ph 2	77	Ph 3	0	Ph 4	23
	Ph 5	14	Ph 6	63	Ph 7	0	Ph 8	23
	Ph 9	0	Ph 10	0	Ph 11	0	Ph 12	0
Pattern 3(41)								
Cycle Length	106	Offset	65	COS	313			
Splits	Ph 1	0	Ph 2	77	Ph 3	0	Ph 4	23
	Ph 5	14	Ph 6	63	Ph 7	0	Ph 8	23
	Ph 9	0	Ph 10	0	Ph 11	0	Ph 12	0

Day Plan [1]

Event	Action Plan	Step Begins
1	1	0600
2	2	0930
3	3	1430
4	2	1900
5	4	0000

Action Plan

Action Plan	Pattern
1	1
2	2
3	3
4	2
5	FREE