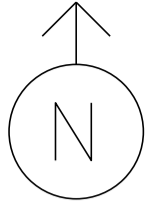



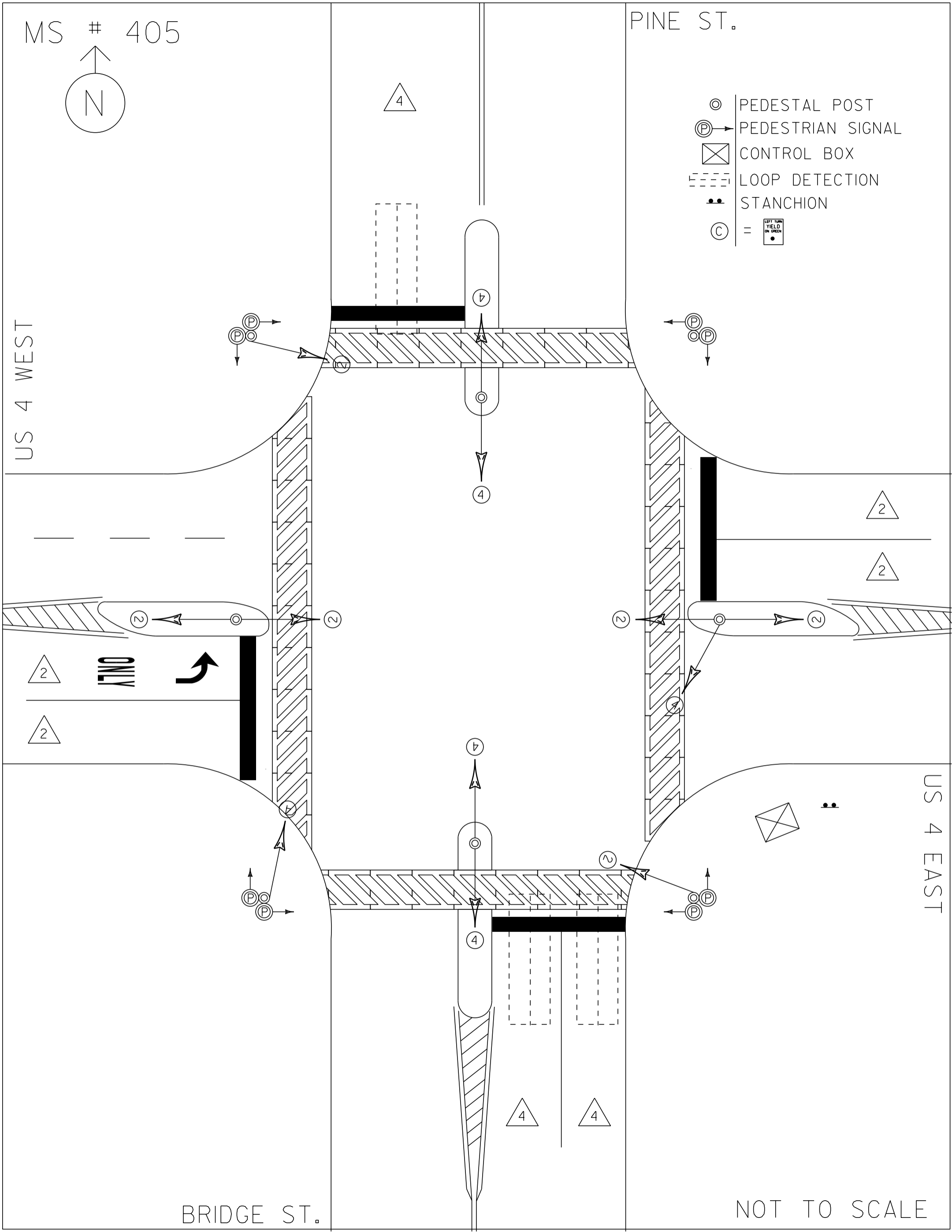
MS # 405



PINE ST.

- ⊙ PEDESTAL POST
- Ⓟ PEDESTRIAN SIGNAL
- ⊠ CONTROL BOX
- ⋯ LOOP DETECTION
- ⦿ STANCHION
- Ⓢ =  LEFT TURN YIELD ON GREEN

US 4 WEST



2

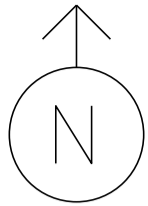
2

US 4 EAST

BRIDGE ST.

NOT TO SCALE

MS # 405



PINE ST.

13'

20'

US 4 WEST

CROSSWALK 55'

STOP BAR 14'

11'

STOP BAR 29'

10'

LANE LINE 70'

12'

10'

11'

ONLY



LANE LINE 200'

STOP BAR 23'

25'

12'

CROSSWALK 93'

US 4 EAST

STOP BAR 32'

CROSSWALK 87'

25'


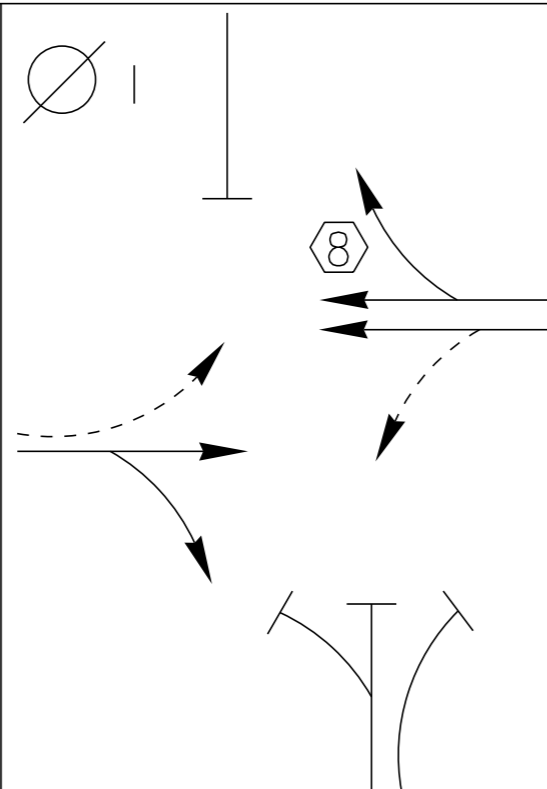
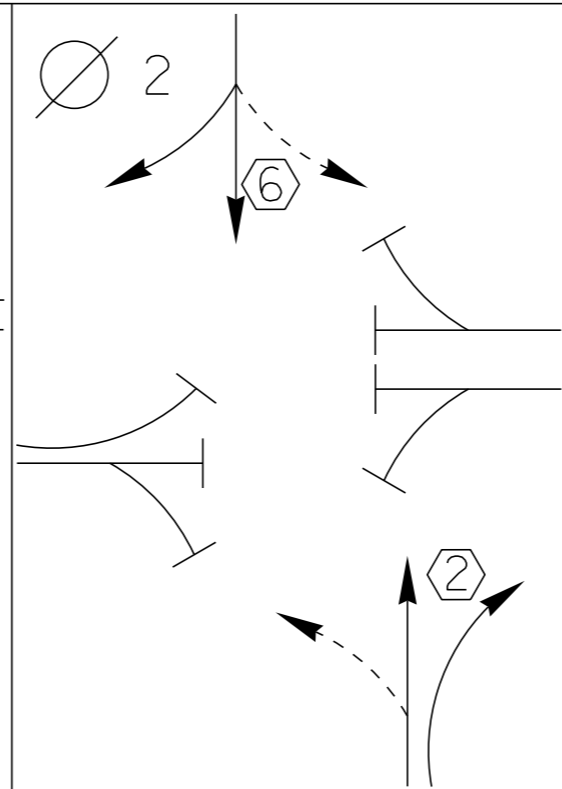
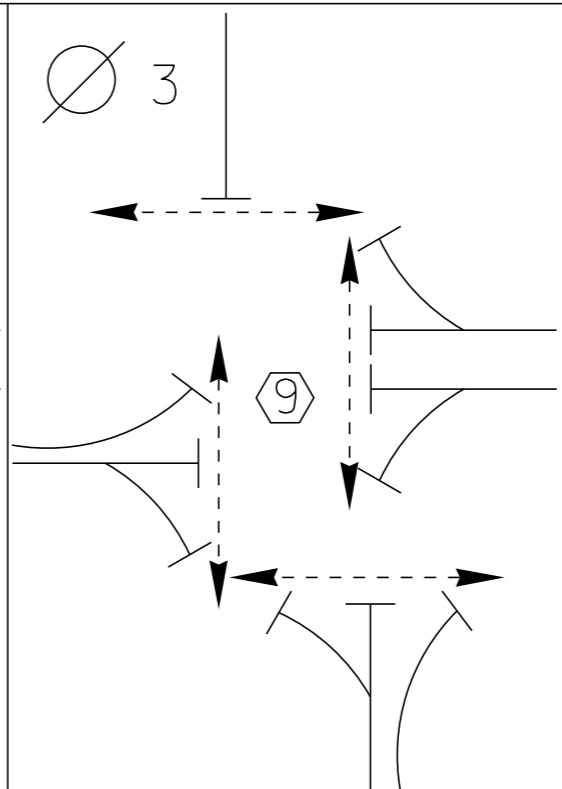





13'


13'

LANE LINE 75'

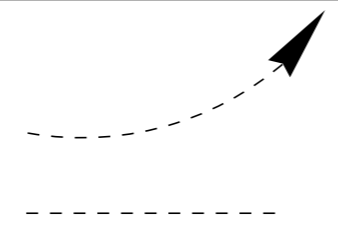
BRIDGE ST.

NOT TO SCALE

D - I A G R A M 				
	TIMING G = Y =	TIMING G = Y =	TIMING G = Y =	TIMING G = Y =
D - I A G R A M				
	TIMING G = Y =	TIMING G = Y =	TIMING G = Y =	TIMING G = Y =



PROTECTED
TURNS



PERMITTED
TURNS
PEDESTRIAN

CYCLE LENGTH, C = _____ S




PROPERTY OF:
VT. AGENCY OF TRANS.
MAINTENANCE DIV.

IN EMERGENCY CALL:
DIST. TRANS. OFFICE

295 8888

NIGHTS & WEEKENDS: 1457 1416

 ECONOLITE




elster

-000000 kWh

CONTAINS FCC ID: GZC-RX2EA SERIAL # 14 677 374
CONTAINS FCC ID: G8J20B1


elster
TYPE R2SD

G.M.P.
E14677374



CL200, 240V, 3W, 60Hz FM 2S Walthour Meter Kh1.0 TA 30

LAN ID: 076-0007293844



ZFCWMAB0000-05
R4.1-1204

an tv



TURNED ON 5-2-95

WARNING

DO NOT OPERATE
CABINET WITHOUT
CONFLICT MONITOR UNIT

DANGER

115 VOLTS A.C.

FORMAL REPORT OF THE INVESTIGATION OF THE
CIVILIAN AIRCRAFT ACCIDENT
REPORT NO. 8-15-12345-99-012

DATE	TIME	1	2	3	4	5	6	7	8	9	10	11	12
0000	00												
0005	05												
0010	10												
0015	15												
0020	20												
0025	25												
0030	30												
0035	35												
0040	40												
0045	45												
0050	50												
0055	55												
0100	00												
0105	05												
0110	10												
0115	15												
0120	20												
0125	25												
0130	30												
0135	35												
0140	40												
0145	45												
0150	50												
0155	55												
0200	00												
0205	05												
0210	10												
0215	15												
0220	20												
0225	25												
0230	30												
0235	35												
0240	40												
0245	45												
0250	50												
0255	55												
0300	00												
0305	05												
0310	10												
0315	15												
0320	20												
0325	25												
0330	30												
0335	35												
0340	40												
0345	45												
0350	50												
0355	55												
0400	00												
0405	05												
0410	10												
0415	15												
0420	20												
0425	25												
0430	30												
0435	35												
0440	40												
0445	45												
0450	50												
0455	55												
0500	00												

CONTROL PANEL

MAIN ON OFF

STOP MANUAL AUTO

FLASH

VOLT TEST SW



PIA PIA PIA PIA


P1 P2 P3 P4

P1A P1B P1C P1D

P2 P3 P4







tsc

MODEL 300

RED

YELLOW

GREEN

NORTH BOUND

SOUTH BOUND
TRAFFIC

200

tsc

MODEL 300

RED

YELLOW

GREEN

EAST BOUND

WEST BOUND
TRAFFIC

200

LS1

LS4

LS8

LS9

LS10

LS11

LS12

LS13

LS14

LS15

LS16

tsc

MODEL 300

RED

YELLOW

GREEN

NEMA
MEMBER

CUB
200

K2
CONTROL



BUSINESS DISTRICT
←

WEST NORTH
4
↓

TO
5
↓

HARTFORD
MOTORS
Sales
New & Used Cars





LEFT TURN
YIELD
ON GREEN

BUSINESS
DISTRICT
←

WEST NORTH
4
14

TO
5
↓

HARTFORD
MOTORS.
Select
New & Used Cars





LEFT * TURN
YIELD
ON GREEN



BUSINESS
DISTRICT
←

WEST NORTH
4 14
↓

TO
5
↓

Citizens Bank





LEFT TURN
YIELD
ON GREEN



TO
5

Citizens
Bank









PUSH
BUTTON
FOR
WALK
SIGNAL

RD
LDING
STON





PINE ST
TOWN OF HARTFORD



HARTFORD













Patrick E.
FLANAGAN

REAL ESTATE
603 **298-7670**
www.flanaganre.com

PUSH
BUTTON
FOR
WALK
SIGNAL







ONLY

EAST
4

ONLY

Citizens
Bank

ONLY

ONLY

ONLY

ONLY

EAST
4
↓

ONLY

AMTRAK
STATION
PARK &
RIDE

HARTFORD
TRITONS



Senior
Center & Club

Senior
Center & Club

Senior
Center & Club

Senior
Center & Club

Senior
Center & Club

Senior
Center & Club

Senior
Center & Club

Senior
Center & Club

Senior
Center & Club

Senior
Center & Club

Senior
Center & Club

Senior
Center & Club

Senior
Center & Club

Senior
Center & Club

Senior
Center & Club

Senior
Center & Club

Senior
Center & Club

Senior
Center & Club

Senior
Center & Club

Senior
Center & Club

Senior
Center & Club

Senior
Center & Club

Senior
Center & Club



HARTFORD
MOTORS

Select
New & Used Cars

HARTFORD
MUNICIPAL BUILDING

7

25

ROAD
WORK
AHEAD







SPEED
LIMIT
25









BRIDGE ST

WWW.WVTRANSIT.COM





BUSINESS DISTRICT

WEST NORTH
TO

7

4 4 EAST

















Coordination Patterns

```

-----
Pattern 1
Cycle Length . . 100  COS . . . . . 111
Offset . . . . . 12
Vehicle Permissive . . [1] 0 [2] 0
Vehicle Perm 2 Displacement 0 Phase Reservice. . NO
Splits: Phase 1- 0 2- 20 3- 0 4- 30
          Phase 5- 0 6- 20 7- 0 8- 30
          Phase 9- 30 10- 0 11- 0 12- 0 Split Sum: 0
Split Extension/Ring [1] 0 [2] 0
Split Demand Pattern [1] 0 [2] 0
XRT Pattern. . . 0
  Phase Number: 1 2 3 4 5 6 7 8 9 10 11 12
Coord Phases . . . . . X . . . X . . . .
Veh Recall . . . . . . . . . . . . . .
Veh Max Recall . . . . . . . . . . . . . .
Ped Recall . . . . . . . . . . . . . .
Veh Omit . . . . . . . . . . . . . .
Alt Sequence . . A: . B: . C: . D: . E: . F: .
-----
    
```

```

-----
Pattern 3
Cycle Length . . 83  COS . . . . . FREE
Offset . . . . . 0
Vehicle Permissive . . [1] 0 [2] 0
Vehicle Perm 2 Displacement 0 Phase Reservice. . NO
Splits: Phase 1- 0 2- 15 3- 0 4- 35
          Phase 5- 0 6- 15 7- 0 8- 35
          Phase 9- 30 10- 0 11- 0 12- 0 Split Sum: 0
Split Extension/Ring [1] 0 [2] 0
Split Demand Pattern [1] 0 [2] 0
XRT Pattern. . . 0
  Phase Number: 1 2 3 4 5 6 7 8 9 10 11 12
Coord Phases . . . . . . . . . . . . . .
Veh Recall . . . . . . . . . . . . . .
Veh Max Recall . . . . . . . . . . . . . .
Ped Recall . . . . . . . . . . . . . .
Veh Omit . . . . . . . . . . . . . .
Alt Sequence . . A: . B: . C: . D: . E: . F: .
-----
    
```


NIC Program Steps

Step	Program	Step Begins	Pattern	Override
------	---------	-------------	---------	----------

TOD Program Steps

Step 1 Program 1 Step Begins 0600

Flash.
 Red Rest
 Spare 5.
 Spare 3.
 Type 0 Dly Enable. . .
 Det Diag Plan. . . . 0

Dimming Enable.
 Alt Veh Extension
 Det Log Enable.
 Spare 4
 Spare 2

Phase Number

	1	2	3	4	5	6	7	8	9	10	11	12
Max 2 Enable
Max 3 Enable
Veh Recall
Veh Max Recall
Ped Recall
Cond Service Inhibit.
Phase Omit
Special Function

Alt Sequence A B C D E F

Step 2 Program 1 Step Begins 0000

Flash. X
 Red Rest
 Spare 5.
 Spare 3.
 Type 0 Dly Enable. . .
 Det Diag Plan. . . . 0

Dimming Enable.
 Alt Veh Extension
 Det Log Enable.
 Spare 4
 Spare 2

Phase Number

	1	2	3	4	5	6	7	8	9	10	11	12
Max 2 Enable
Max 3 Enable
Veh Recall
Veh Max Recall
Ped Recall
Cond Service Inhibit.
Phase Omit
Special Function

Alt Sequence A B C D E F