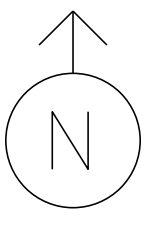
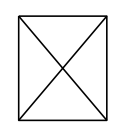
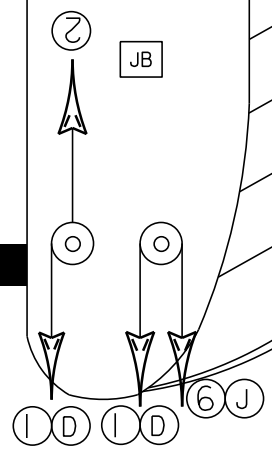
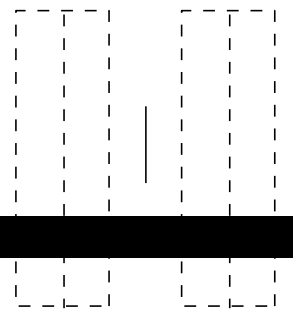
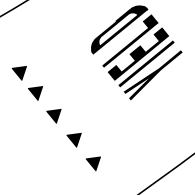


MS # 403

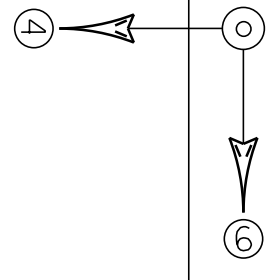
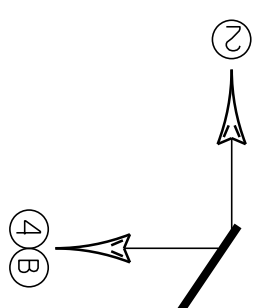
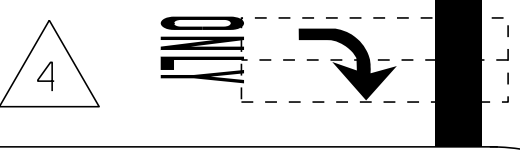
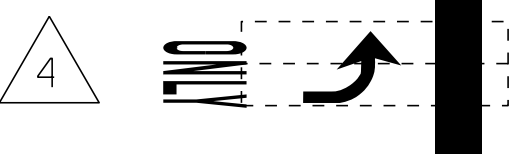
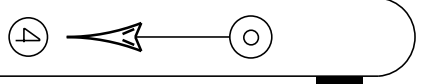


JB

US-5 NORTH



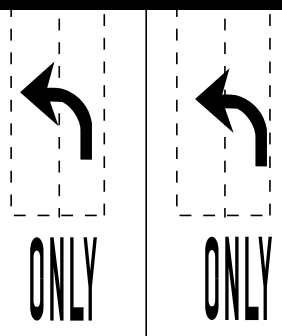
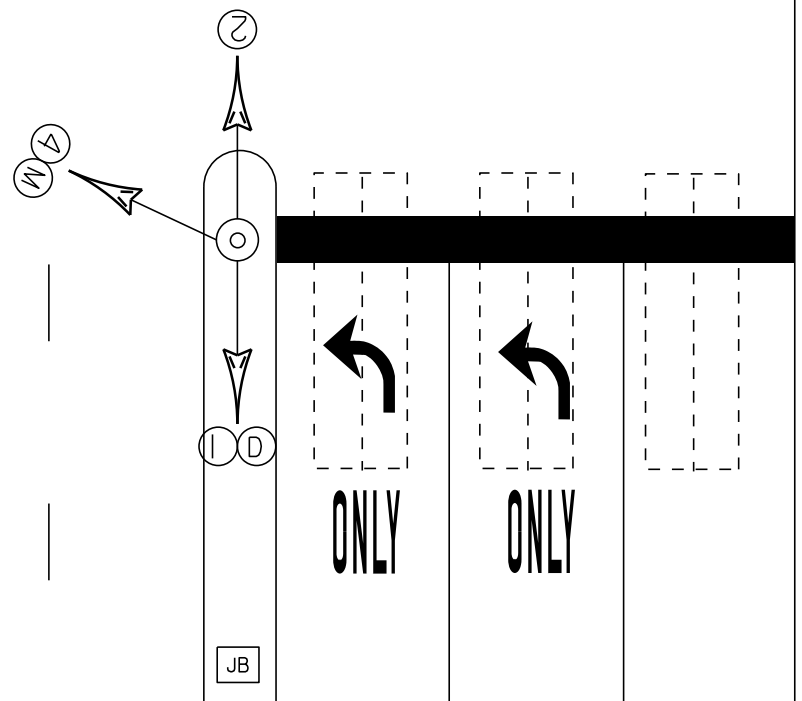
JB



JB

JB

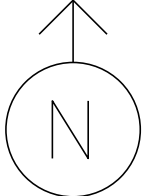
- PEDESTAL POST
- CONTROL BOX
- MAST ARM
- LOOP DETECTION
- JUNCTION BOX
- STANCHION
- =
- =
- =
- =



US-5 SOUTH

NOT TO SCALE

MS # 403



12' | 12'

NORTH MAIN ST

US-5 NORTH

16'

LANE LINE 75'

12'

STOP BAR 24'

12'

12'

12'

STOP BAR 25'

LANE LINE 320'

12'

STOP BAR 36'

12' | 12'

12'

12'


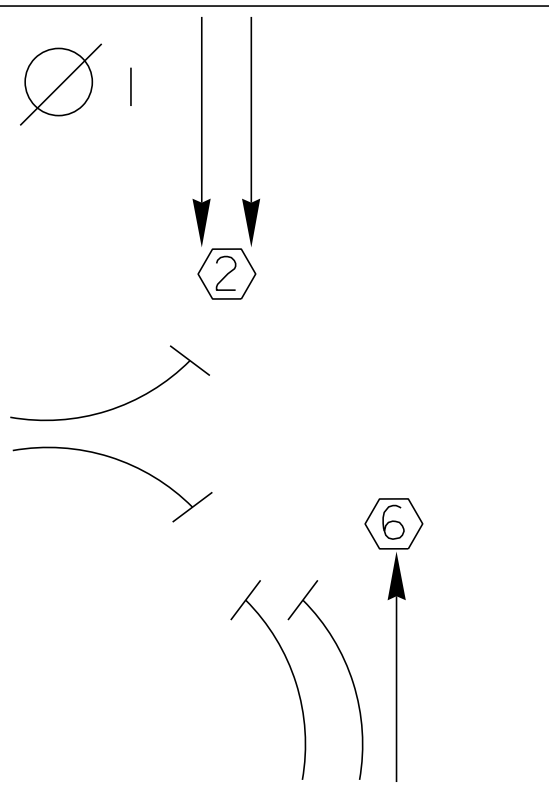
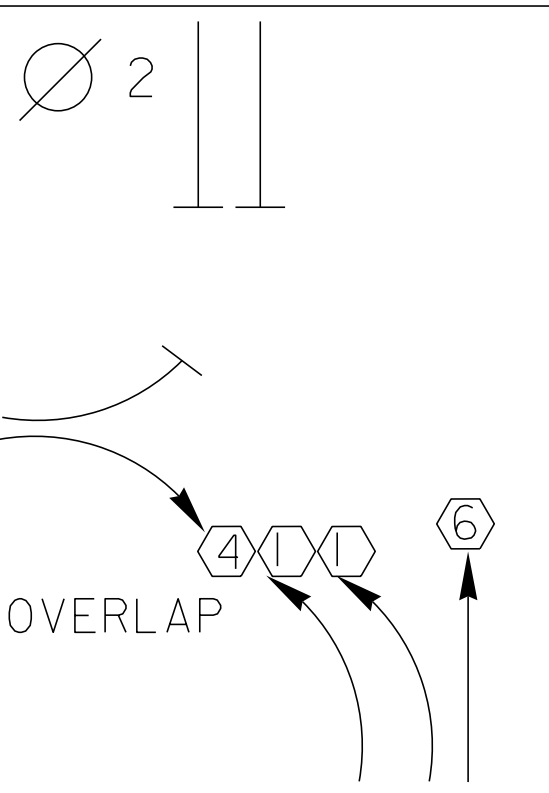
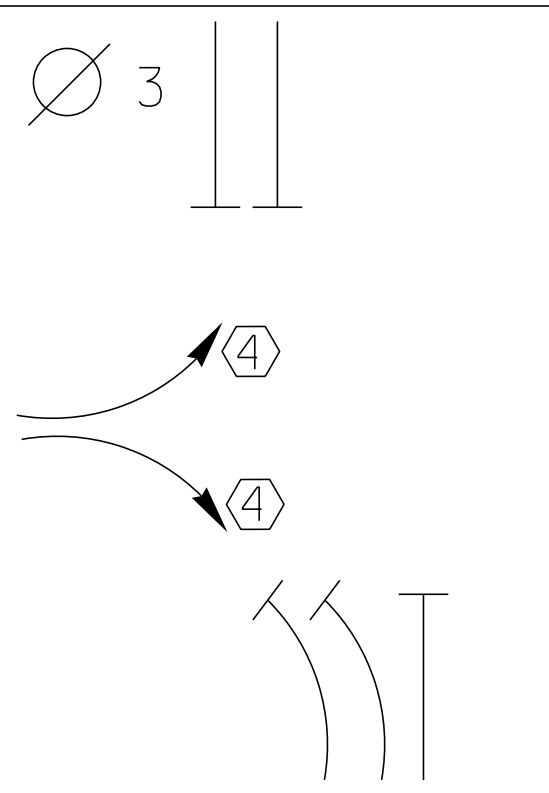





12'

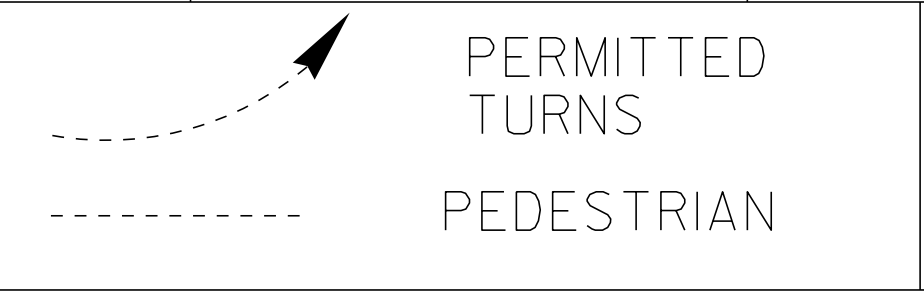
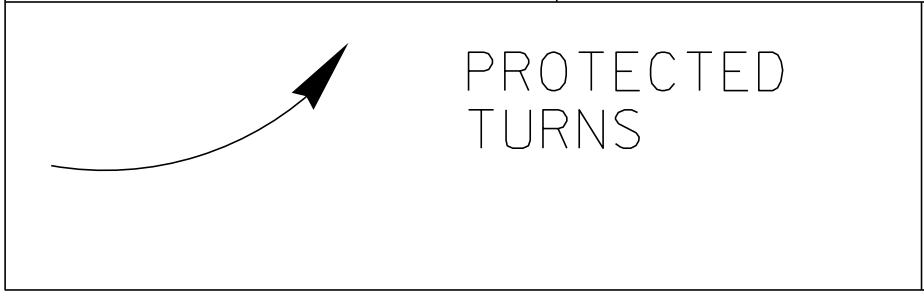
LANE LINE 540'

LANE LINE 520'

US-5 SOUTH

NOT TO SCALE

<p style="writing-mode: vertical-rl; transform: rotate(180deg);">D I A G R A M</p> 				
<p>TIMING</p>	<p>G = Y =</p>	<p>G = Y =</p>	<p>G = Y =</p>	<p>G = Y =</p>
<p style="writing-mode: vertical-rl; transform: rotate(180deg);">D I A G R A M</p>				
<p>TIMING</p>	<p>G = Y =</p>	<p>G = Y =</p>	<p>G = Y =</p>	<p>G = Y =</p>



CYCLE LENGTH, C = \_\_\_\_\_ S




PROPERTY OF:  
VT. AGENCY OF TRANS.  
MAINTENANCE DIV.

IN EMERGENCY CALL:  
DIST. TRANS. OFFICE

295 8888

NIGHTS & WEEKENDS

457 1416



PS 100

1/4A SB

FUSE FUSE

FUSE FUSE

FUSE FUSE

FUSE FUSE

FUSE FUSE

ON  
1  
2  
3  
4

LM 602f  
C 1  
DET  
FLT  
SENS  
15-HI  
10-NORM  
5-LO  
0-OFF  
MODI  
FREQ  
0-HI  
1-M.HI  
2-M.LO  
3-LO

LM 602f  
C 2  
DET  
FLT  
SENS  
15-HI  
10-NORM  
5-LO  
0-OFF  
MODI  
FREQ  
0-HI  
1-M.HI  
2-M.LO  
3-LO

LM 60  
DET  
FLT  
SENS  
15-HI  
10-NORM  
5-LO  
0-OFF  
MODE  
PR LG  
FREQ  
0-HI  
1-M.HI  
2-M.LO  
3-LO

LM 602f  
C 2  
DET  
FLT  
SENS  
15-HI  
10-NORM  
5-LO  
0-OFF  
MODE  
PR LG  
FREQ  
0-HI  
1-M.HI  
2-M.LO  
3-LO

DETECTOR DELAY INPUTS

L2A-MSTH L1A-NBLT  
Q2 Q1  
Q2 Q1  
L2B-MSTH L1B-NBLT

L6-NBTH L4A-SBTH  
Q6 Q4  
N/U Q4-DLY  
L4B-SBRT

HW






F1 MAIN MENU  
F2 NEXT SCREEN  
F3 SUB MENU  
F4 NEXT DATA  
F5 DISPLAY ADJUST  
F6 NEXT PAGE  
F7 STATUS  
F8 HELP

CURSOR

1 2 3  
4 5 6  
7 8 9  
TRIPLE 0 CLEAR

ENTER









elster

373128

CONTAINS FCC ID: Q2C-RZ224 SERIAL: 14 755 468

CONTAINS FCC ID: Q12201

G.M.P.

E14755468

elster  
TYPE R2SD



14755468

CL200, 240V, 3W, 60Hz FM 2S Watthour Meter Kh 1.0 TA 30

LAN ID: 076-0007354541



ZFCWMA0000-05

RA-1-1207

ALABAMA BPO, CO.  
SACRAMENTO, CA  
TO SERVICE  
TO RESET BREAKER

**SERVICE DISCONNECTED**





↑  
DIE STRE













White River  
Junction  
←

SOUTH TO WEST  
5 89 91 4

ONLY

←


White River  
Junction  
←

SOUTH TO WEST  
5 89 91 4  
↑













10.75.2 15 8.6 30  
50 7GA 50 7GA







←  
ONLY

↙ ONLY | ↘ ONLY | ↑

Overhead highway signs and traffic lights in the distance.



NORTH  
5

EAST  
4

White River  
Junction

WELCOME  
CENTER

PARK &  
RIDE





LEFT ON  
GREEN  
ARROW  
ONLY







LEFT  
GREEN  
ARROW  
ONLY

0050  
1408  
0385















NIC Program Steps

-----

Step	Program	Step Begins	Pattern	Override
------	---------	-------------	---------	----------

