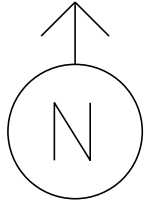

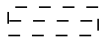







MS # 401



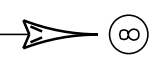
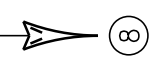
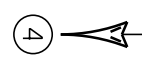
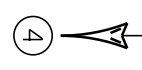
US-5 NORTH

-  CONTROL BOX
-  LOOP DETECTION
-  JUNCTION BOX
-  PULL BOX
-  STANCHION
-  = 




PB


ONLY



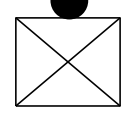

JB



ONLY



ONLY



ONLY

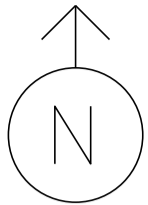


US-5 SOUTH

SYKES MOUNTAIN AVE.

NOT TO SCALE

MS # 401



US-5 NORTH

12' 12' 12' 12' 12'

LANE LINE 195'

ONLY



STOP BAR 36'

LANE LINE 75'

16'

STOP BAR 27'



ONLY

11'

LANE LINE 80'

16'

STOP BAR 25'



ONLY

10'

13'

SYKES MOUNTAIN AVE.

STOP BAR 48'



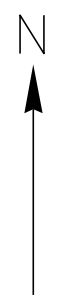
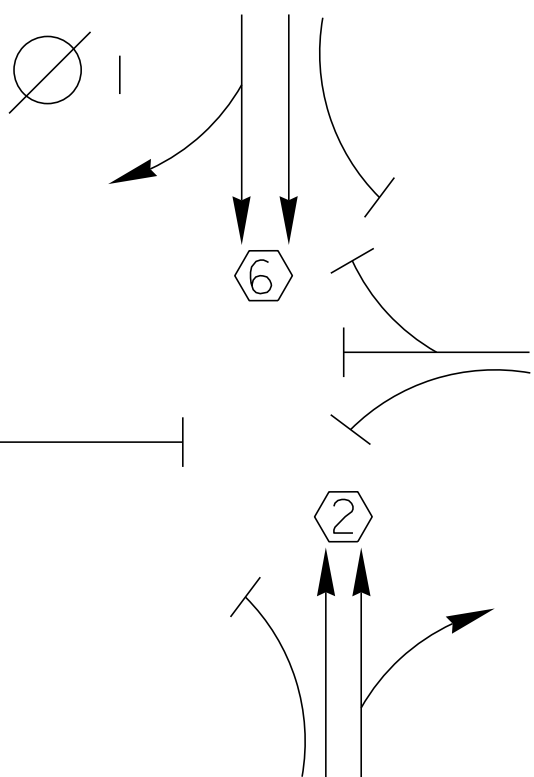
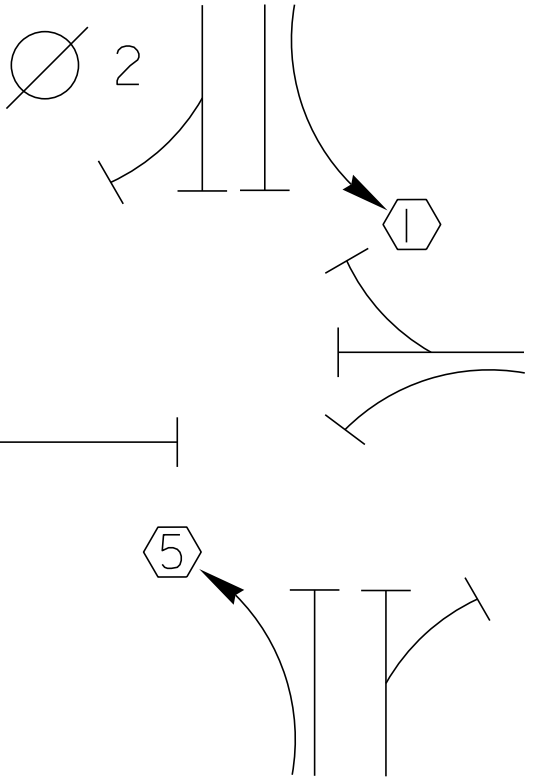
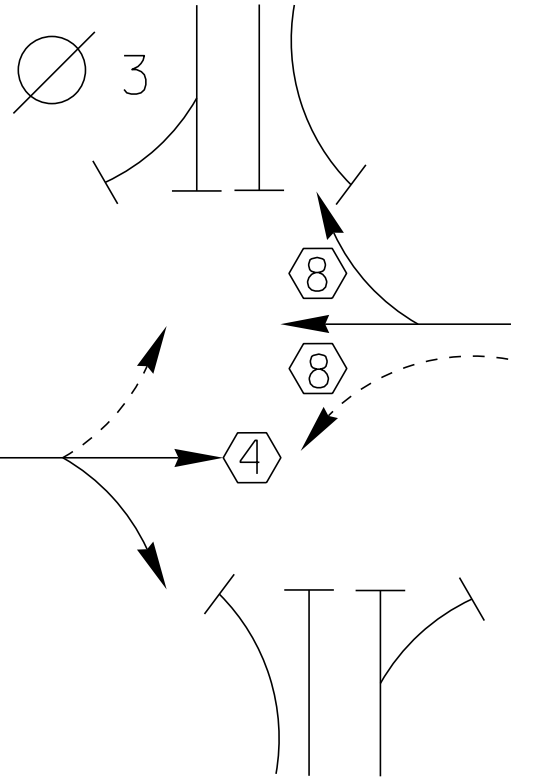





ONLY

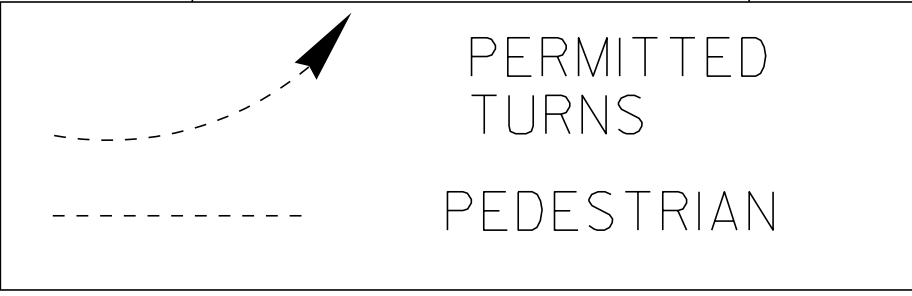
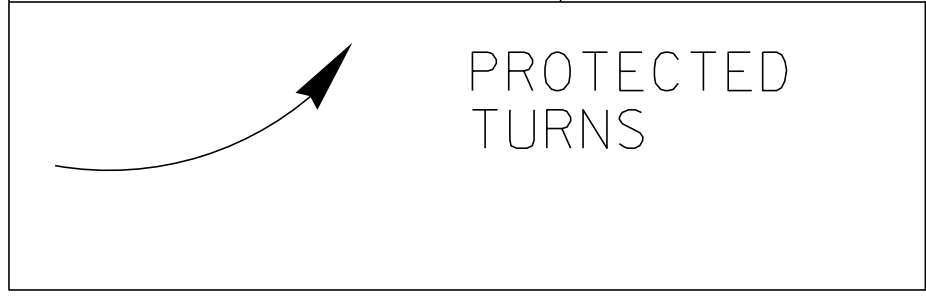
LANE LINE 85'

12' 12' 13' 13' 14'

US-5 SOUTH

NOT TO SCALE

<p style="text-align: center;">D I A G R A M</p> 				
<p style="text-align: center;">T I M I N G</p>	<p>G = Y =</p>	<p>G = Y =</p>	<p>G = Y =</p>	<p>G = Y =</p>
<p style="text-align: center;">D I A G R A M</p>				
<p style="text-align: center;">T I M I N G</p>	<p>G = Y =</p>	<p>G = Y =</p>	<p>G = Y =</p>	<p>G = Y =</p>



CYCLE LENGTH, C = _____ S



PROPERTY OF:
VT. AGENCY OF TRANS.
MAINTENANCE DIV.

IN EMERGENCY CALL:
DIST. TRANS. OFFICE

295 8888


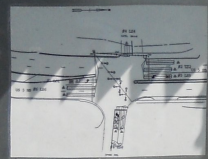

NIGHTS & WEEKENDS: 457 1416


DANGER

115 VOLTS A.C.

WARNING

DO NOT OPERATE
CABINET WITH OUT
CONFLICT MONITOR UNIT





Ø4 LS4
MOTEL DRIVE

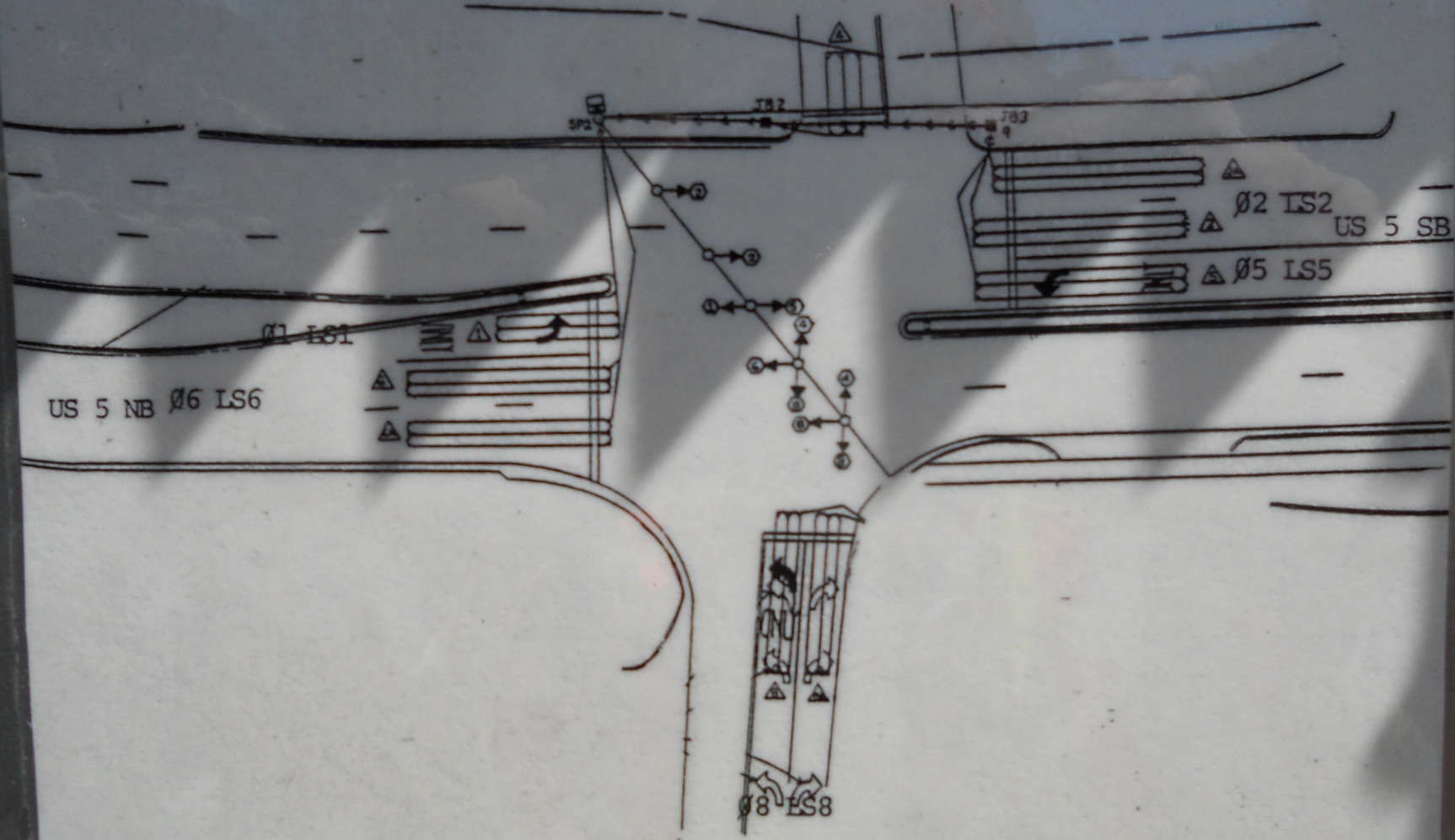
SP2 TR2 783

Ø2 LS2
US 5 SB
Ø5 LS5

Ø1 LS1
US 5 NB Ø6 LS6

Ø8 ES8

SYKES AVE.





TURN ON DATE 23 MAY 94

SENSOR AMPS

LM 301

NO. BND 6

NO. OF BND

NO. OF BND

NO. OF BND

NO. OF BND



RING STATUS PHASE STATUS COORD STATUS

INTERNAL TIMING 1 2 3 4 5 6 7 8

VERMONT A.O.T. 802 829 2680

MAIN MENU SUB-MENU PAGE UP PAGE DOWN DISPLAY ADJUST STATUS DISPLAY

1 2 3 4 5 6 7 8 9 0 CLEAR

YES/ON NO/OFF

HOME

← →

↓

ECONOLITE

RESET AFTER MODIFYING SWITCHES

FAULT MONITOR FAIL

RESET

POWER

MODE

MIN-FLASH DUAL SEL

8421AB ADDRESS

CM LOG D/ENABLE

1 2 3 4 5

7 8 9 10 11 12

CONFLICT MONITOR

ECONOLITE

CONTROL PRODUCTS, INC.

AMHERST, MA 01004

VERMONT A.O.T. 802 829 2680


24 VDC 1 AMP SLO-BLO

115 VAC 1 AMP SLO-BLO

A B C D

TERMINAL TELEMETRY

AS 300 S/N 8971



CONTROL

MODEL 31

MODEL 306

MODEL 304-15

200

200

RED

YELLOW

SERIES 2
0.25ms
5
LONG PULSE NORM
MED HI LO
SOUTH BND
LEFT

SERIE
0.25ms
3
LONG PULSE NORM
MED HI LO
FUSE
SOUTH BND 2A
LEFT

SERIES 2
0.25ms
6
LONG PULSE NORM
MED HI LO
FUSE
MOTEL

SERIES 2
0.25ms
5
LONG PULSE NORM
MED HI LO
FUSE
NO. BND 6

LM 301
ED1
DETECT
FAULT
ON
OFF
PRES LONG
0.25ms
1/4 AMP

SERIES
0.25ms
6
LONG PULSE NORM
MED HI LO
FUSE
SOUTH BND 6A
LEFT

SERIES 2
0.25ms
5
LONG PULSE NORM
MED HI LO
FUSE
DELAY (SEC)
1 1.2 4.0
4.1
EXTEND (SEC)

SENSOR AMPS

DT1 NBTH

DT1

DT2

DT2


SPRING STATUS PHASE STATUS COORD STATUS


0	INTERVAL	TIMING	1	2	3	4	5	6	7	8	STATUS
1	GRY	XFER	T-1	-	-	-	-	-	-	-	FREE
2	VEH	C-C	-	-	-	-	-	-	-	-	
3	UBXT	2.0	PED	-	-	-	-	-	-	-	
4	MAXS	4	PRE	-	-	-	-	-	-	-	15:13:23

F1 F2 F3 F4 F5 F6

MAIN MENU SUB-MENU PAGE UP PAGE DOWN DISPLAY ADJUST STATUS DISPLAY

ES 2







ONLY





Mobil
The Station
CAR WASH
CAR WASH
CAR WASH
CAR WASH

SPEED LIMIT
40



LANE







NORTH HARTLAND RD

SYKES MTN AVE




Saturn of White River







Saturn of White River









Mobil
The Station
Shell
Exxon

HARTLAND 9
WINDSOR 14
BARRE 51
CONCORD NH 41
BRATTLEBORO 62

TRY OUR
TOUCHSCREEN
MAPS

ONLY



LEFT ONLY





FAMILY FUN DAY AND OPEN HOUSE
SAT JULY 28 11-2
PUTTING HOLES, BOCCE, BASKETBALL
103 MAPLE ST. BUFFYOND
CROQUET GAMES FRI 236 0400



STOP
HERE ON
RED
↓





Thrifty







Mobil
The Station
Shell
Valvoline
Wash & Wax
W

Wash & Wax

Wash & Wax

PLEASE FORGET AND
STOP JULY 20 11
PARKING SIGN REMOVAL - SEE THE
AND REMOVE ST. BRIDGE
CONTRACT NUMBER FOR 2011









NIC Program Data

```

-----
Step No. Pgm Time Cycle Offset Split Flash Dim Max2 Max3 Sp Functions
              1 2 3 4
  1      1 0600   1     0     1     .     .     .     .     .     .     .
  2      1 0900   1     0     1     .     .     X     .     .     .     .
  3      1 1500   1     0     1     .     .     .     X     .     .     .
  4      1 1800   1     0     1     .     .     X     .     .     .     .
  5      1 0000   1     0     1     X     .     .     .     .     .     .
  6      2 0600   1     0     1     .     .     X     .     .     .     .
  7      2 0000   1     0     1     X     .     .     .     .     .     .
  8      3 0500   1     0     1     .     .     .     .     .     .     .
  9      3 0800   1     0     1     .     .     X     .     .     .     .
 10     3 1400   0     0     1     .     .     .     X     .     .     .
 11     3 1700   0     0     1     .     .     X     .     .     .     .
 12     3 2300   0     0     1     X     .     .     .     .     .     .
 13     4 0700   0     0     1     .     .     .     .     .     .     .
 14     4 1000   0     0     1     .     .     X     .     .     .     .
 15     4 1600   0     0     1     .     .     .     X     .     .     .
 16     4 1900   0     0     1     .     .     X     .     .     .     .
 17     4 0100   0     0     1     X     .     .     .     .     .     .

```