MS # 118

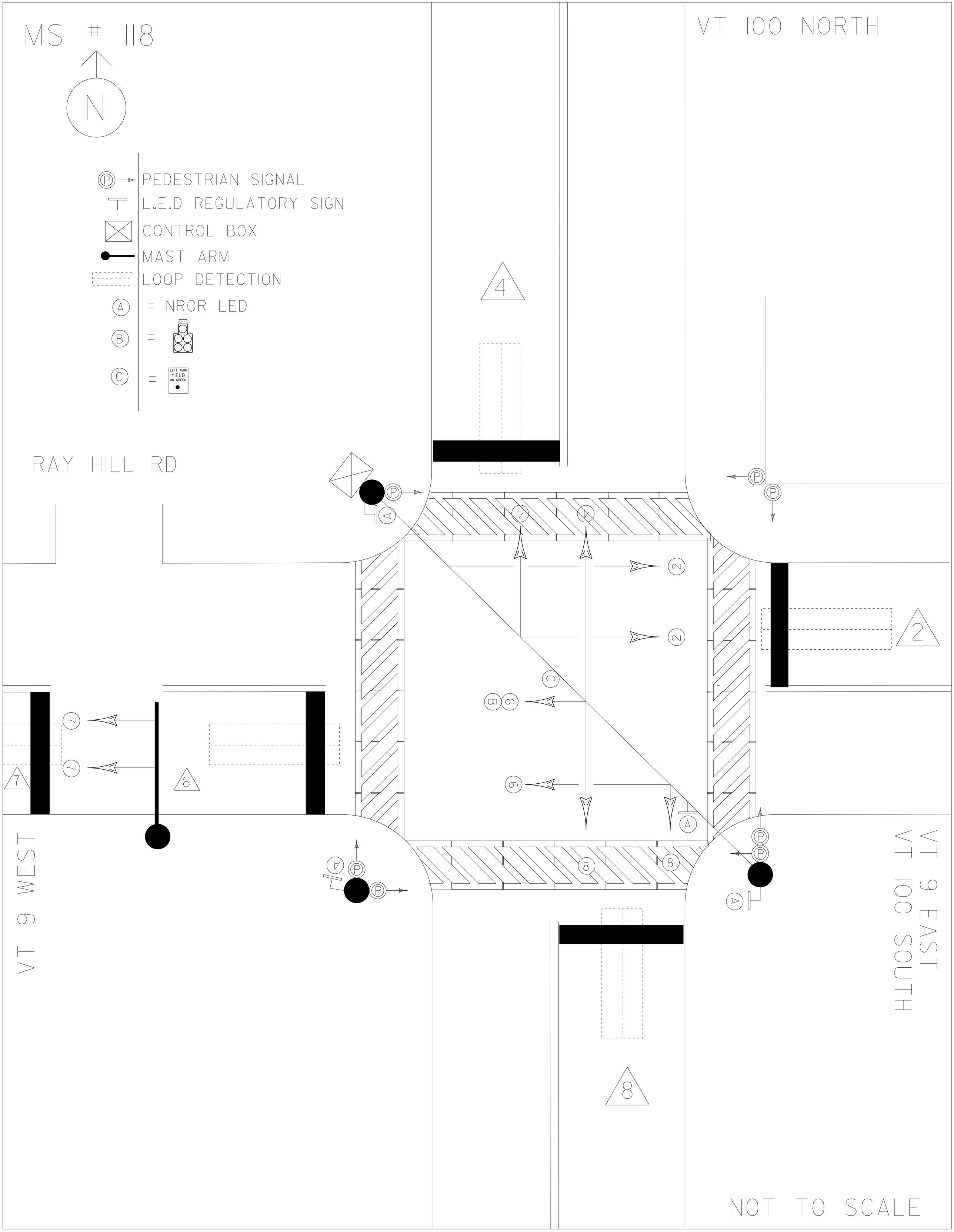
N
PEDESTRIAN SIGNAL
L.E.D REGULATORY SIGN
CONTROL BOX
MAST ARM
LOOP DETECTION
A = NROR LED
B =
C =
LEFT TURN
YIELD
ON GREEN
VT 100 NORTH
RAY HILL RD
VT 9 WEST
VT 9 EAST
VT 100 SOUTH
NOT TO SCALE

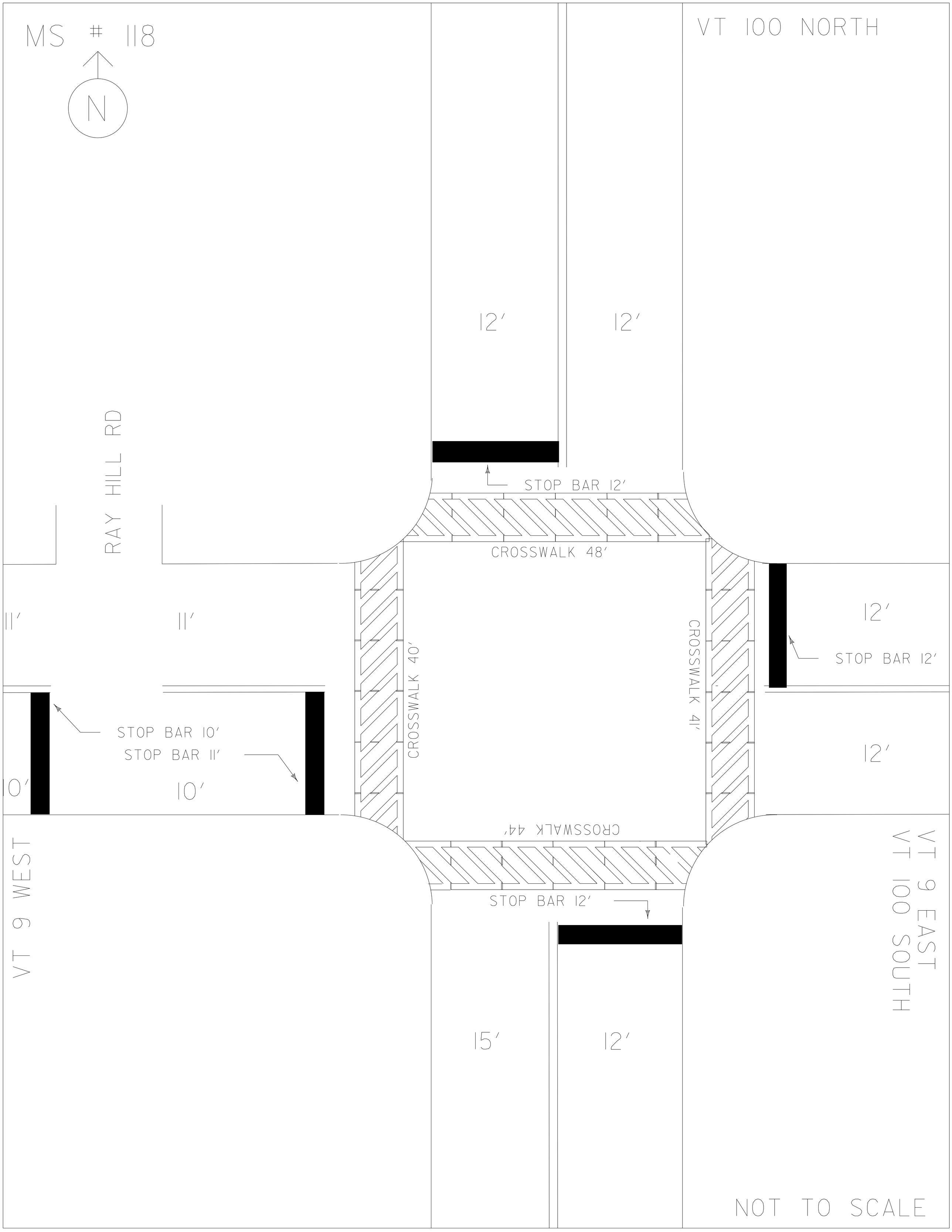
MS # 118
N
VT 100 NORTH
12′
12′
STOP BAR 12′
CROSSWALK 48′
RAY HILL RD
11′
11′
12′
STOP BAR 12′
CROSSWALK 40′
CROSSWALK 41′
STOP BAR 10′
STOP BAR 11′
10′
10′
12′
CROSSWALK 44′
VT 9 WEST
VT 9 EAST
VT 100 SOUTH
STOP BAR 12′
15′
12′
NOT TO SCALE

INTERSECTION: VT 9 AND VT 100 NORTH

MS # 118

DIAGRAM	Ø 1 EB ADVANCE		Ø 2	Ø 3
TIMING	G = Y =	G = Y =	G = Y =	G = Y =
DIAGRAM	Ø 4	Ø 6	Ø 7	Ø 8
TIMING	G = Y =	G = Y =	G = Y =	G = Y =

PROTECTED TURNS

PERMITTED TURNS

PEDESTRIAN

CYCLE LENGTH, C= _____ S

ECONOLITE
VT. AGENCY OF TRANS.
MAINTENANCE DIV.

PROPERTY OF:
VT. AGENCY OF TRANS.
MAINTENANCE DIV.
IN EMERGENCY CALL:
DIST. TRANS. OFFICE
802 447 2790
NIGHTS & WEEKENDS 442 5421

WARNING
DO NOT OPERATE
CABINET WITHOUT
CONFLICT MONITOR UNIT
DANGER
115 VOLTS A.C.

RESET AFTER MODIFYING SWITCHES
FAULT
MONITOR FAIL
RESET
POWER
MODE
MIN.FLASH
DUAL SEL.
OPTIONS
ECONOLITE
CONTROL PRODUCTS, INC.
F1 MAIN MENU
F2 NEXT SCREEN
F3 SUB MENU
F4 NEXT DATA
F5 DISPLAY ADJUST
F6 NEXT PAGE
F7 STATUS DISPLAY
F8 HELP
CURSOR
ENTER
SPEC FUNC
TOGGLE
CLEAR
ECONOLITE
CONTROL PRODUCTS, INC.
TELEMETRY
PORT 3
TELEMETRY
PORT 1
SDLC
TERMINAL
ECONOLITE
ASC-8000
"D" CONNECTOR INTERFACE
-DCI-


MODEL 200
LS3
tsc
MODEL 300
RED
YELLOW
GREEN
LS10
LS11
LS12
LS13
LS14
LS15
LS16
FR1
FR2
FR3
K1
K2
GB3
CHASSIS END
COMMON GROUND HERE

elster
SERIAL # 14 680 491
G.M.P.
E14680491
elster
TYPE R2SD
CL200, 240V, 3W, 60Hz FM 2S Watthour Meter Kh 1.0 TA 30
LAN ID: 076-0007296961
ZFCWMAB0000-05
R4.1-1204

EAST
9
NORTH
100
SOUTH
100

EAST
VERMONT
9
NORTH
VERMONT
100
SOUTH
VERMONT
100

EAST
VERMONT
9
NORTH
VERMONT
100
SOUTH
VERMONT
100

Budget

LEFT TURN
YIELD
ON GREEN
EAST
VERMONT
9
NORTH
SOUTH
VERMONT
100
VERMONT
100

LEFT TURN
YIELD
ON GREEN
Deerfield Valley Blueberry Festival
Donated by merchants
BANK / TRUST COMPANY
www.mbvt.com
Parade AUGUST 4
Block Party JULY 28

MANYUS BOUTIQUE LTD

PUSH
BUTTON
FOR

NO
PARKING
HERE TO
CORNER



ley Blueberry Festival
Block Party JULY 25
EAST
VERMONT
9
NORTH
VERMONT
100
SOUTH
VERMONT
100
PUSH
BUTTON
FOR

100
100
PUSH
BUTTON
FOR

y Festival
EAST
VERMONT
9
NORTH
SOUTH
VERMONT
100
VERMONT
100

12 75 1N 23
43K61 3GA

PROFESSIONAL BUILDING

Deerfield Valley Blueberry Festival
www.mbvt.com
Parade AUGUST 4
Block Party JULY 28
Donated by merchants
BANK / TRUST COMPANY
WEST
NORTH
9
100
GREY WOLF

WEST
VERMONT
9
NORTH
VERMONT
100
MANUS Boutique LTD

PUSH BUTTON

GALLERY
NO PARKING

EAST
9
NORTH
SOUTH
100
100
NO PARKING ON
STREET AUG
8TH 6AM TO 6PM



PUSH
BUTTON
FOR

PUSH
BUTTON
FOR

WEST
VERMONT
9
NORTH
VERMONT
100

12751123
48K8138GA

District 1 MS 118 VT9 & VT100 8/8/2012 12:37

By-Phase Timing Data

	Phase											
	1	2	3	4	5	6	7	8	9	10	11	12
Direction												
Minimum Green	5	9	0	9	0	9	0	9	0	0	0	0
Bike Min Green	0	0	0	0	0	0	0	0	0	0	0	0
Cond Serv Min Grn	0	0	0	0	0	0	0	0	0	0	0	0
Walk	0	0	0	0	0	0	0	0	7	0	0	0
Ped Clearance	7	7	7	7	7	7	7	7	9	7	7	7
Veh Extension	0.0	3.0	0.0	3.0	0.0	4.0	0.0	3.0	0.0	0.0	0.0	0.0
Alt Veh Exten	0.0	0.0	0.0	0.0	0.0	0.0	0.0	0.0	0.0	0.0	0.0	0.0
Max Extension	0	0	0	0	0	0	0	0	0	0	0	0
Max 1	8	27	0	23	0	27	0	23	20	0	0	0
Max 2	8	32	0	18	0	32	0	18	20	0	0	0
Max 3	8	23	0	49	0	23	0	25	20	0	0	0
Det. Fail Max	0	0	0	0	0	0	0	0	0	0	0	0
Yellow Change	4.0	4.0	3.0	4.0	4.0	4.0	3.0	4.0	4.0	3.0	3.0	3.0
Red Clearance	0.0	2.0	0.0	2.0	2.0	2.0	0.0	2.0	2.0	0.0	0.0	0.0
Red Revert	2.0	2.0	2.0	2.0	2.0	2.0	2.0	2.0	2.0	2.0	2.0	2.0
Act. B4 Init	0	0	0	0	0	0	0	0	0	0	0	0
Sec/Actuation	0.0	0.0	0.0	0.0	0.0	0.0	0.0	0.0	0.0	0.0	0.0	0.0
Max Initial	0	0	0	0	0	0	0	0	0	0	0	0
Time B4 Reduction	0	0	0	0	0	0	0	0	0	0	0	0
Cars Waiting	0	0	0	0	0	0	0	0	0	0	0	0
Time To Reduce	0	0	0	0	0	0	0	0	0	0	0	0
Minimum Gap	0.0	0.0	0.0	0.0	0.0	0.0	0.0	0.0	0.0	0.0	0.0	0.0

District 1 MS 118 VT9 & VT100 8/8/2012 12:37

Recall Data, Dimming

	Phase											
	1	2	3	4	5	6	7	8	9	10	11	12
Locking Detector. . . .	.	.	.	.	.	.	.	.	.	.	.	.
Vehicle Recall.	.	.	.	.	.	.	.	.	.	.	.	.
Pedestrian Recall . . .	.	.	.	.	.	.	.	.	.	.	.	.
Recall To Max	.	.	.	.	.	.	.	.	.	.	.	.
Soft Recall	.	X	.	.	.	X	.	.	.	.	.	.
Don't Rest Here	.	.	.	.	.	.	.	.	X	.	.	.
Ped Dark if No Call . .	.	.	.	.	.	.	.	.	.	.	.	.

Dimming:

	Load Switch															
	1	2	3	4	5	6	7	8	9	10	11	12	13	14	15	16
Green/Walk. . . .	NO	NO	NO	NO	NO	NO	NO	NO	NO	NO	NO	NO	NO	NO	NO	NO
Yellow/Ped Clear.	NO	NO	NO	NO	NO	NO	NO	NO	NO	NO	NO	NO	NO	NO	NO	NO
Red/Don't Walk. .	NO	NO	NO	NO	NO	NO	NO	NO	NO	NO	NO	NO	NO	NO	NO	NO

District 1 MS 118 VT9 & VT100 8/8/2012 12:37

TOD Weekly/Yearly

Weekly Program Numbers

	1	2	3	4	5	6	7	8	9	10	
Sunday . . .	1	3	1	1	5	1	1	1	1	1	Program No.
Monday . . .	1	4	1	1	5	1	1	1	1	1	Program No.
Tuesday. . .	2	4	1	1	5	1	1	1	1	1	Program No.
Wednesday. .	2	4	1	1	5	1	1	1	1	1	Program No.
Thursday . .	2	4	1	1	5	1	1	1	1	1	Program No.
Friday . . .	2	4	1	1	5	1	1	1	1	1	Program No.
Saturday . .	1	3	1	1	5	1	1	1	1	1	Program No.

Week of Year

	1	2	3	4	5	6	7	8	9	10	11	12	13	14	15	16	17	18
Prog	1	1	1	1	1	1	1	5	1	1	1	1	1	1	1	2	2	2

	19	20	21	22	23	24	25	26	27	28	29	30	31	32	33	34	35	36
Prog	2	2	2	2	2	2	2	2	2	2	2	2	2	2	1	2	2	2

	37	38	39	40	41	42	43	44	45	46	47	48	49	50	51	52	53
Prog	2	2	2	2	2	2	2	2	2	1	1	1	1	1	1	1	1

District 1 MS 118 VT9 & VT100 8/8/2012 12:37

NIC Program Steps

Step	Program	Step Begins	Pattern	Override
1	1	0000	3	NO
2	1	0600	1	NO
3	1	0900	3	NO
4	1	1500	3	NO
5	1	1800	3	NO
6	2	0000	3	NO
7	2	0600	1	NO
8	2	0900	3	NO
9	2	1500	3	NO
10	2	1800	0	NO
11	3	0000	3	NO
12	3	0600	3	NO
13	4	0000	3	NO
14	4	0600	3	NO

District 1 MS 118 VT9 & VT100 8/8/2012 12:37

TOD Program Steps

Step 1 Program 1 Step Begins 0000

Flash. . . . . Dimming Enable. . . . . .
Red Rest . . . . . Alt Veh Extension . . . .
Spare 5. . . . . Det Log Enable. . . . . .
Spare 3. . . . . Spare 4 . . . . . .
Type 0 Dly Enable. . . Spare 2 . . . . . .
Det Diag Plan. . . . 0

	Phase Number											
	1	2	3	4	5	6	7	8	9	10	11	12
Max 2 Enable	.	.	.	.	.	.	.	.	.	.	.	.
Max 3 Enable	.	X	.	X	.	X	.	X	.	.	.	.
Veh Recall	.	.	.	.	.	.	.	.	.	.	.	.
Veh Max Recall	.	.	.	.	.	.	.	.	.	.	.	.
Ped Recall	.	.	.	.	.	.	.	.	.	.	.	.
Cond Service Inhibit. . . .	.	.	.	.	.	.	.	.	.	.	.	.
Phase Omit	.	.	.	.	.	.	.	.	.	.	.	.
Special Function	.	.	.	.	.	.	.	.				

	A	B	C	D	E	F
Alt Sequence	.	.	.	.	.	.

Step 2 Program 2 Step Begins 0000

Flash. . . . . Dimming Enable. . . . . .
Red Rest . . . . . Alt Veh Extension . . . .
Spare 5. . . . . Det Log Enable. . . . . .
Spare 3. . . . . Spare 4 . . . . . .
Type 0 Dly Enable. . . Spare 2 . . . . . .
Det Diag Plan. . . . 0

	Phase Number											
	1	2	3	4	5	6	7	8	9	10	11	12
Max 2 Enable	.	.	.	.	.	.	.	.	.	.	.	.
Max 3 Enable	.	.	.	.	.	.	.	.	.	.	.	.
Veh Recall	.	.	.	.	.	.	.	.	.	.	.	.
Veh Max Recall	.	.	.	.	.	.	.	.	.	.	.	.
Ped Recall	.	.	.	.	.	.	.	.	.	.	.	.
Cond Service Inhibit. . . .	.	.	.	.	.	.	.	.	.	.	.	.
Phase Omit	.	.	.	.	.	.	.	.	.	.	.	.
Special Function	.	.	.	.	.	.	.	.				

	A	B	C	D	E	F
Alt Sequence	.	.	.	.	.	.

TOD Program Steps

Step 3 Program 3 Step Begins 0000

Flash. . . . . .
Red Rest . . . . . .
Spare 5. . . . . .
Spare 3. . . . . .
Type 0 Dly Enable. . .
Det Diag Plan. . . . 0

Dimming Enable. . . . . .
Alt Veh Extension . . . .
Det Log Enable. . . . . .
Spare 4 . . . . . .
Spare 2 . . . . . .

	Phase Number											
	1	2	3	4	5	6	7	8	9	10	11	12
Max 2 Enable	.	X	.	X	.	X	.	X	.	.	.	.
Max 3 Enable	.	.	.	.	.	.	.	.	.	.	.	.
Veh Recall	.	.	.	.	.	.	.	.	.	.	.	.
Veh Max Recall	.	.	.	.	.	.	.	.	.	.	.	.
Ped Recall	.	.	.	.	.	.	.	.	.	.	.	.
Cond Service Inhibit. . . .	.	.	.	.	.	.	.	.	.	.	.	.
Phase Omit	.	.	.	.	.	.	.	.	.	.	.	.
Special Function	.	.	.	.	.	.	.	.				

	A	B	C	D	E	F
Alt Sequence	.	.	.	.	.	.

Step 4 Program 4 Step Begins 0000

Flash. . . . . .
Red Rest . . . . . .
Spare 5. . . . . .
Spare 3. . . . . .
Type 0 Dly Enable. . .
Det Diag Plan. . . . 0

Dimming Enable. . . . . .
Alt Veh Extension . . . .
Det Log Enable. . . . . .
Spare 4 . . . . . .
Spare 2 . . . . . .

	Phase Number											
	1	2	3	4	5	6	7	8	9	10	11	12
Max 2 Enable	.	.	.	.	.	.	.	.	.	.	.	.
Max 3 Enable	.	.	.	.	.	.	.	.	.	.	.	.
Veh Recall	.	.	.	.	.	.	.	.	.	.	.	.
Veh Max Recall	.	.	.	.	.	.	.	.	.	.	.	.
Ped Recall	.	.	.	.	.	.	.	.	.	.	.	.
Cond Service Inhibit. . . .	.	.	.	.	.	.	.	.	.	.	.	.
Phase Omit	.	.	.	.	.	.	.	.	.	.	.	.
Special Function	.	.	.	.	.	.	.	.				

	A	B	C	D	E	F
Alt Sequence	.	.	.	.	.	.