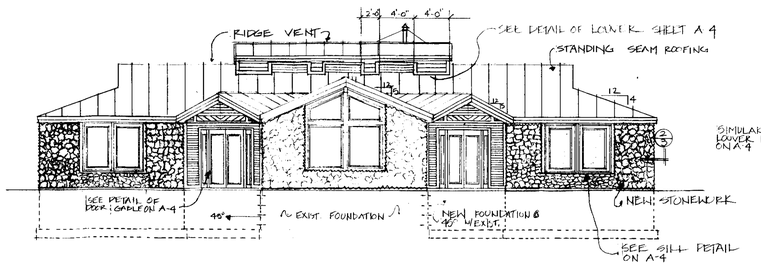

NORTH ELEVATION
SCALE: 1/8" = 1'-0"

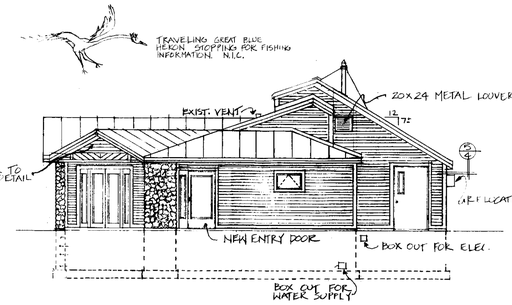

EAST ELEVATION
SCALE: 1/8" = 1'-0"

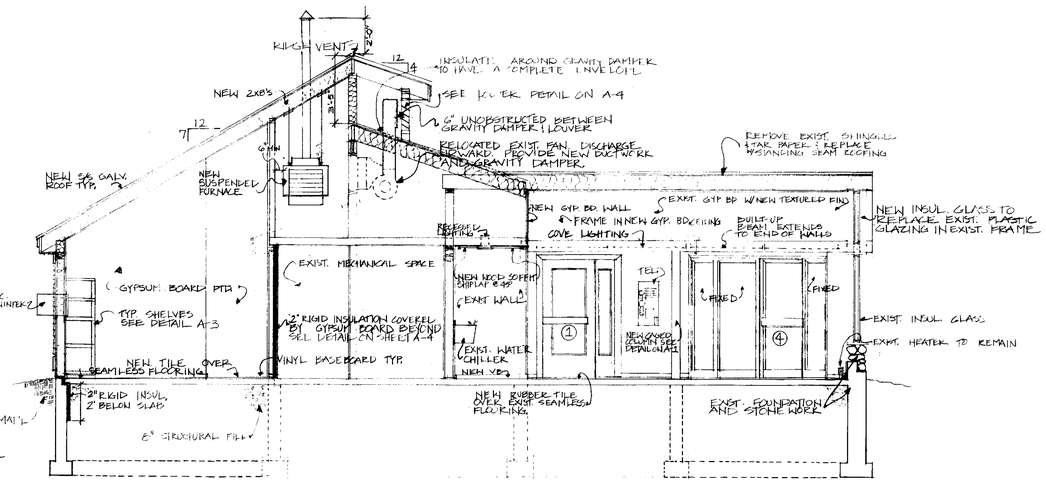

SECTION A-A
SCALE: 1/4" = 1'-0"

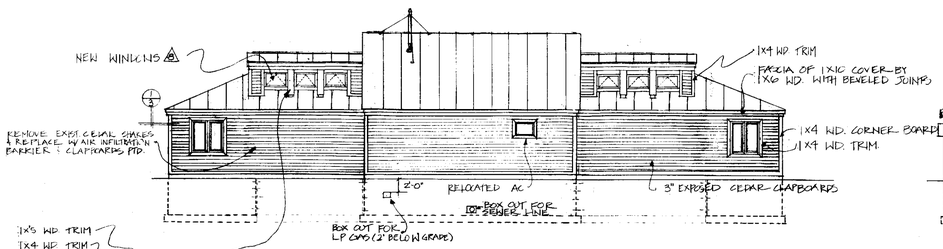

SOUTH ELEVATION
SCALE: 1/8" = 1'-0"

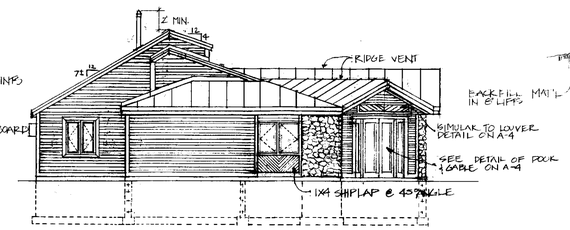

WEST ELEVATION
SCALE: 1/8" = 1'-0"

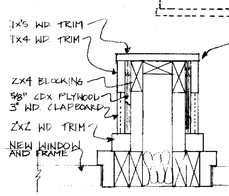

EXTENSION PLAN
SCALE: 1 1/2" = 1'-0"

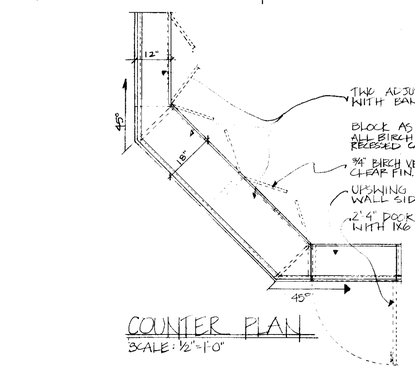

COUNTER PLAN
SCALE: 1/2" = 1'-0"

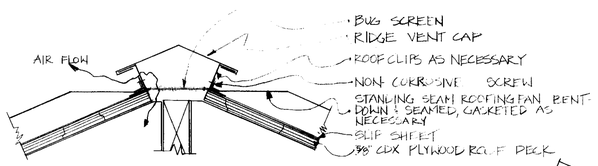

RIDGE VENT DETAIL
SCALE: 3" = 1'-0"

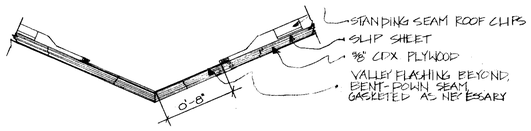

ROOF VALLEY DETAIL
SCALE: 1 1/2" = 1'-0"

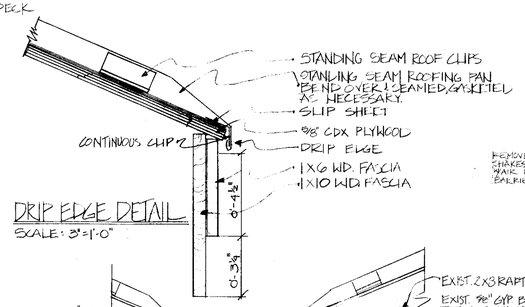

DRIP EDGE DETAIL
SCALE: 3" = 1'-0"

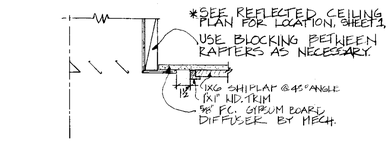

RECESSED DIFFUSER DETAIL
SCALE: 1 1/2" = 1'-0"

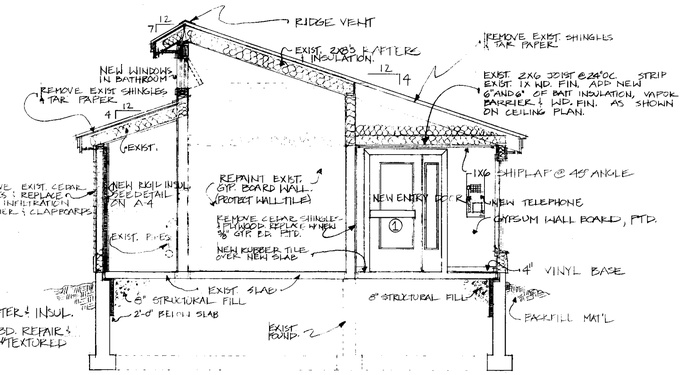

SECTION B-B
SCALE: 1/4" = 1'-0"

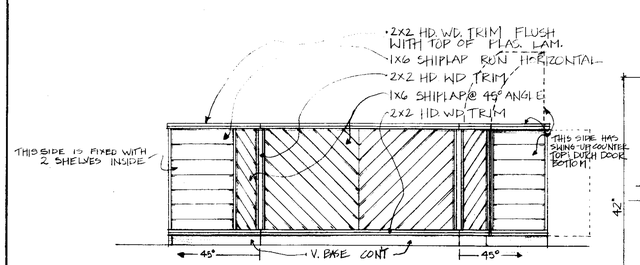

COUNTER FRONT ELEVATION
SCALE: 1 1/2" = 1'-0"

*NOTE: PRE-STAIN EXPOSED & SHIPLAP JOINTS

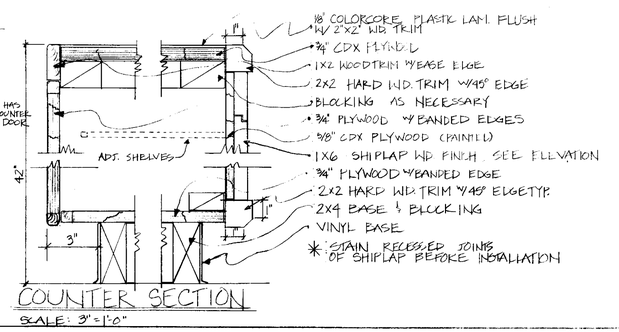

COUNTER SECTION
SCALE: 3" = 1'-0"

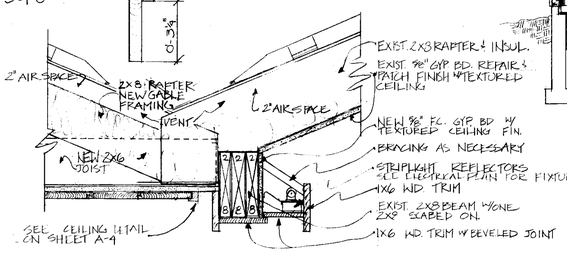

COVE LIGHTING DETAIL
SCALE: 1 1/2" = 1'-0"

STATE OF VERMONT
DEPARTMENT OF STATE BUILDINGS
AGENCY OF ADMINISTRATION
MONTPELIER, VERMONT

ELEVATION & BUILDING SECTIONS
HIGHGATE WELCOME CENTER
ADDITION & RENOVATION

HIGHGATE SPRINGS, VERMONT

16 DEC. 1988	AS SHOWN	A-2
K. HENDERSON	D. BAILEY	2 OF 8