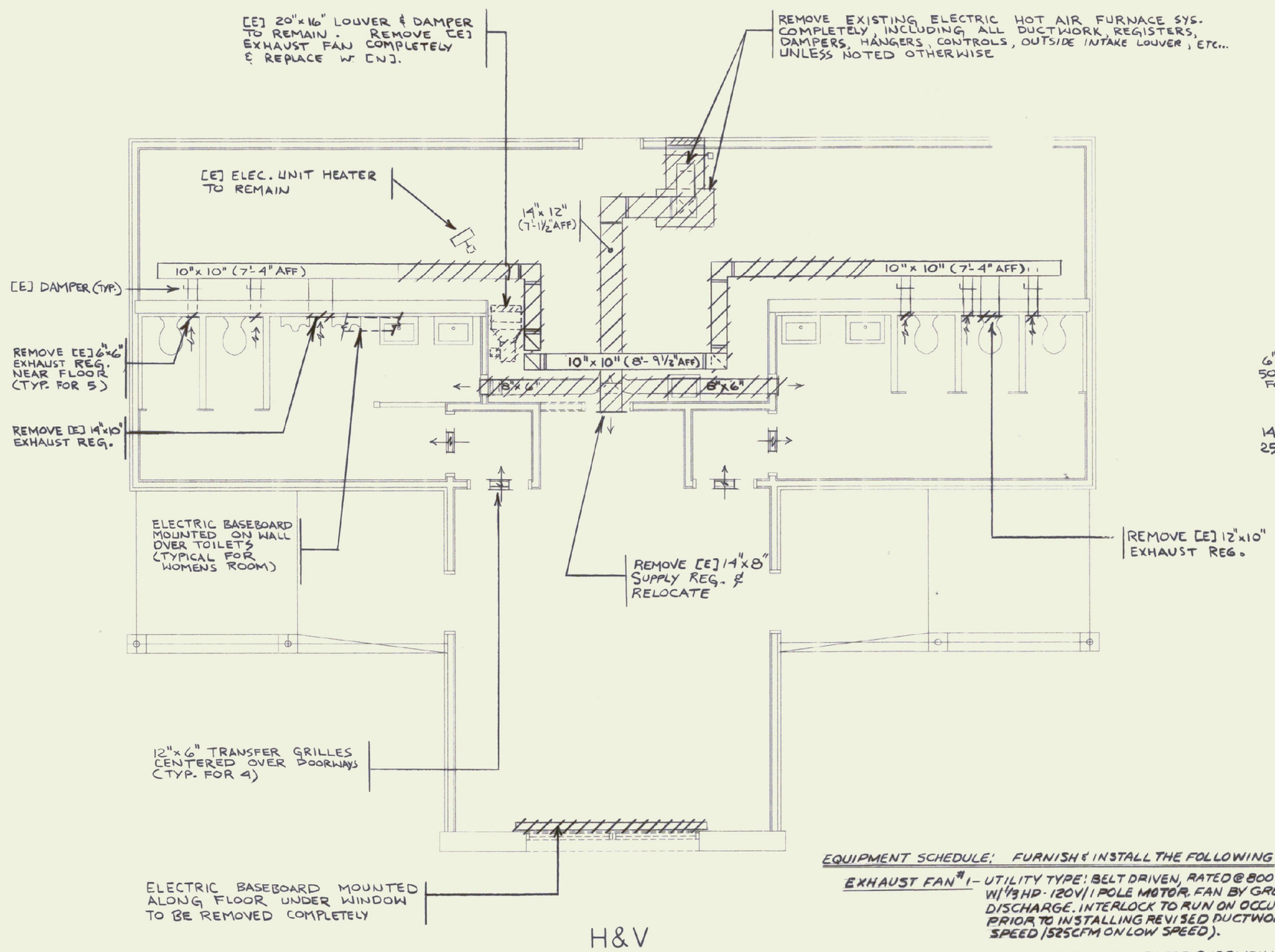

H&V DEMOLITION EXISTING FLOOR PLAN

SCALE: 1/4" = 1'-0"

EQUIPMENT SCHEDULE: FURNISH & INSTALL THE FOLLOWING

EXHAUST FAN #1 – UTILITY TYPE: BELT DRIVEN, RATED @ 800 CFM, ⅜" STATIC PRESS. @ 951 RPM - 2 SPEED W/ 1/3 HP - 120V/1 POLE MOTOR. FAN BY GREENHECK MODEL SFB-9 W/ BOTTOM HORIZ. DISCHARGE. INTERLOCK TO RUN ON OCCUPIED CYCLE. (SEE SPEC.) NOTE: INSTALL FAN PRIOR TO INSTALLING REVISED DUCTWORK, FOR FITTING INTO SPACE (800 CFM HIGH SPEED / 525 CFM ON LOW SPEED).

GAS FIRED MAKE-UP AIR UNIT #1 – GAS FIRED FURNACE RATED @ 125 MBH LPG INPUT, 100 MBH OUTPUT, 1680 CFM @ .5" STATIC PRESS., ¾ HP - 120V/1 POLE MOTOR W/ 4 MIN. SPEED SETTINGS WIRED TO MH SETTING. FURNISH W/ VENT, DAMPER & FILTER, UNIT BY THERMO PRIDE. HIGHBOY SECTIONAL GAS FURNACE MODEL NO. 1HA-125 (SEE SPEC.).

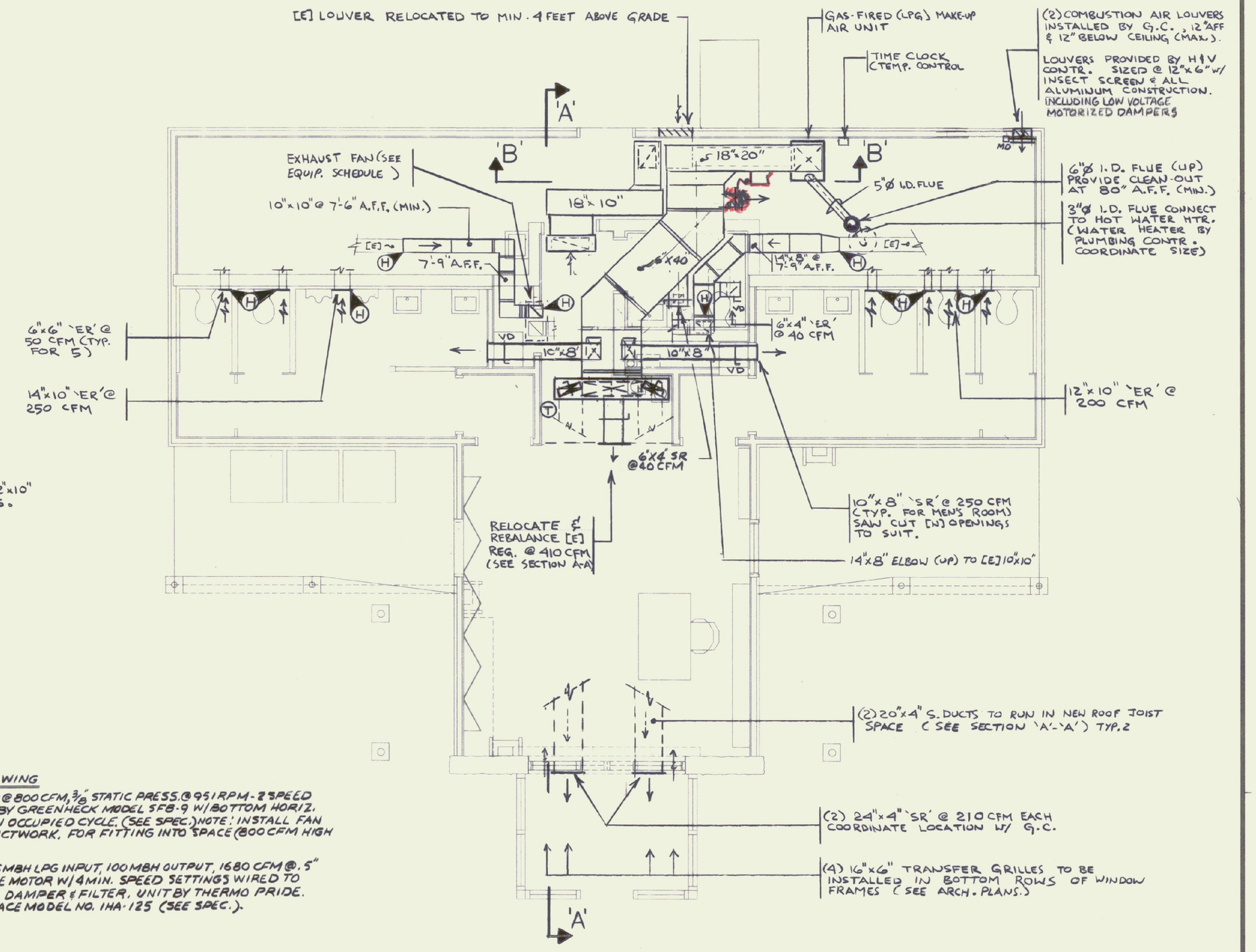

RENOVATION - H & V FLOOR PLAN

SCALE: 1/4" = 1'-0"

H&V LEGEND	
N	NEW
E	EXISTING
	EXISTING TO BE REMOVED
	TRANSFER GRILLE
H	POINT OF CONNECTION - NEW TO EXIST.
	AIR SUPPLY
	AIR EXHAUST
VD	VOLUME DAMPER
MD	MOTORIZED DAMPER
AFF	ABOVE FINISH FLOOR
'ER'	EXAUST REGISTER
'SR'	SUPPLY DAMPER

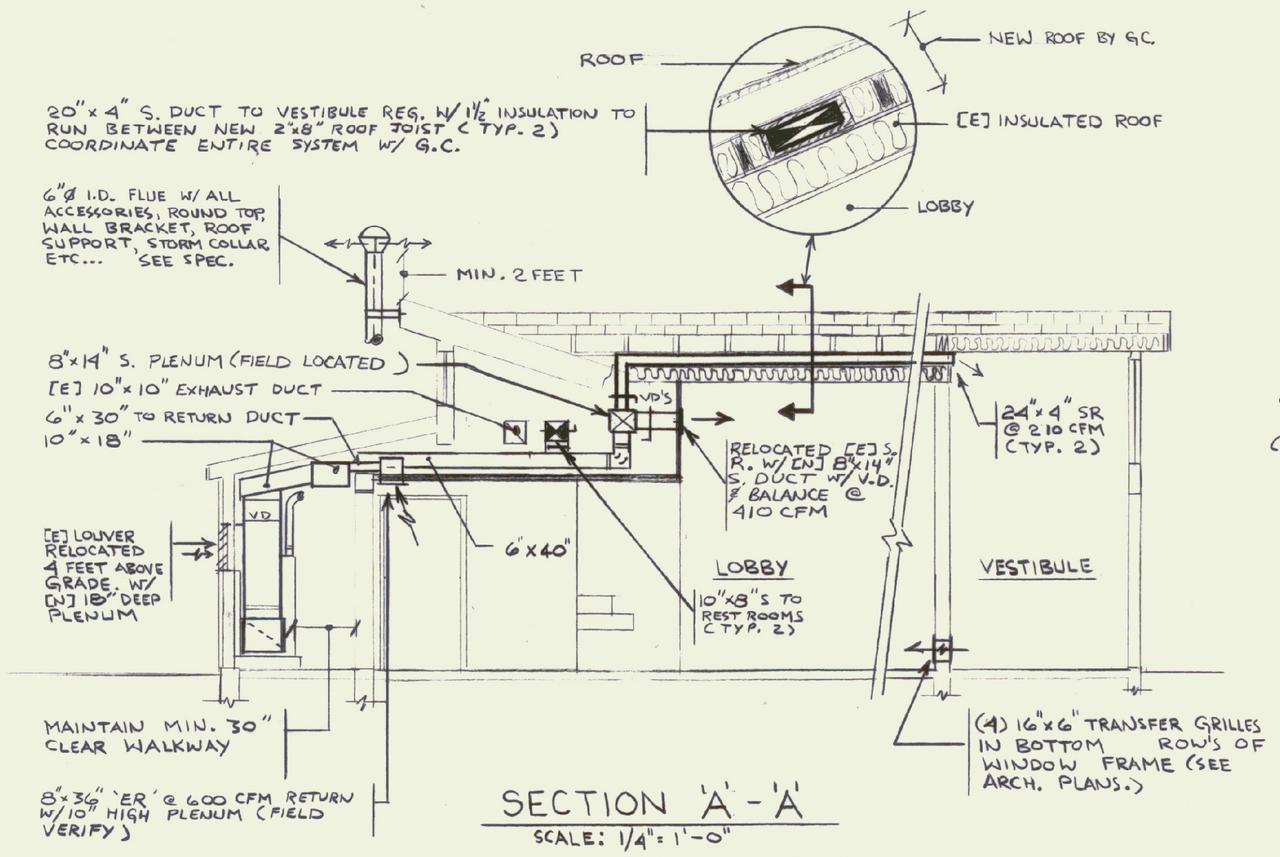

SECTION 'A' - 'A'

SCALE: 1/4" = 1'-0"

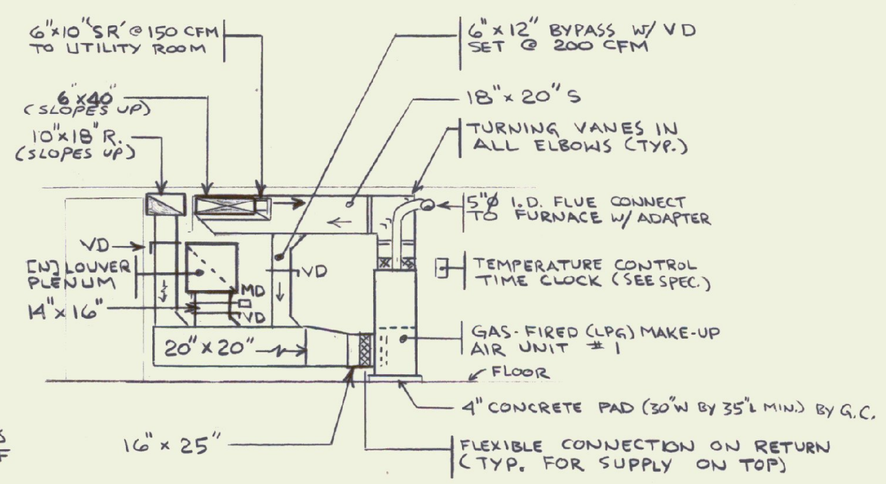

SECTION 'B' - 'B'

SCALE: 1/4" = 1'-0"

RECORD DRAWING

STATE OF VERMONT
DEPARTMENT OF STATE BUILDINGS
AGENCY OF ADMINISTRATION
MONTPELIER, VERMONT

REST AREA REHABILITATION
GEORGIA - I-89 SOUTHBOUND
HEATING & VENTILATING – DEMOLITION & RENOVATION FLOOR PLANS & DETAILS

STATE OF VERMONT
NEIL F. LAURENCE
No. 3448
REGISTERED PROFESSIONAL ENGINEER

DATE: 8-21-98	SCALE: 1/4"=1'-0"	REVISIONS:	DRAWING NO: H-2.0
DRAWN BY: KA, DG	APPROVED BY: NFL	DRAWING NAME: HEATING & VENTILATING	SHEET: __ OF __

779C