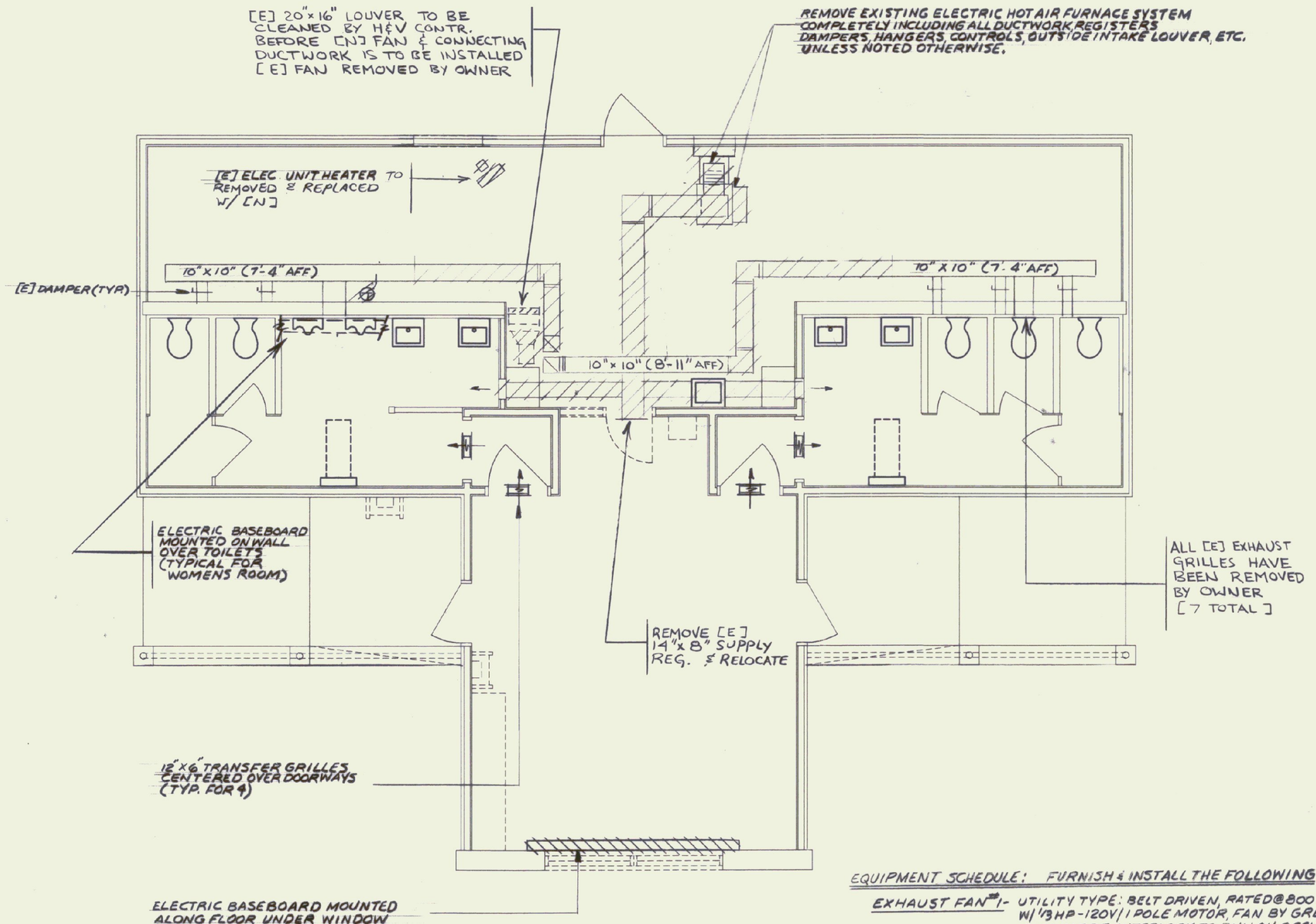

H&V DEMOLITION EXISTING FLOOR PLAN

SCALE: 1/4"=1'-0"

EQUIPMENT SCHEDULE: FURNISH & INSTALL THE FOLLOWING

EXHAUST FAN #1 - UTILITY TYPE; BELT DRIVEN, RATED @ 800 CFM, 3/8" STATIC PRESS. @ 951 RPM - 2 SPEED W/ 1/3 HP - 120V/1 POLE MOTOR, FAN BY GREENHECK MODEL SFB-9 W/ BOTTOM HORIZ. DISCHARGE. INTERLOCK TO RUN ON OCCUPIED CYCLE. (SEE SPEC.) NOTE: INSTALL FAN PRIOR TO INSTALLING REVISED DUCTWORK. FOR FITTING INTO SPACE (800 CFM HIGH SPEED/325 CFM ON LOW SPEED.)

GAS FIRED MAKE-UP AIR UNIT #1 - GAS FIRED FURNACE RATED @ 125 MBH LPG INPUT, 100 MBH OUTPUT, 1680 CFM @ .5" STATIC PRESS., 3/4 HP-120V/1 POLE MOTOR W/ 4 MIN. SPEED SETTINGS, WIRED TO MH SETTING. FURNISH W/ VENT, DAMPER & FILTER. UNIT BY THERMO PRIDE - HIGHBOY SECTIONAL GAS FURNACE MODEL NO. HA-125. (SEE SPEC.)

ELECTRIC UNIT HEATER - ELECTRIC UNIT HEATER @ 17 MBH, 5KW, 277V (VERIFY VOLTAGE WITH ELECTRICAL CONTR.) WITH MOUNTING HARDWARE TO MOUNT ON [E] BRACKET, LINE T'STAT (SET @ 50°F) AND ALL OTHER ACCESSORIES FOR A COMPLETE WORKING INSTALLATION.

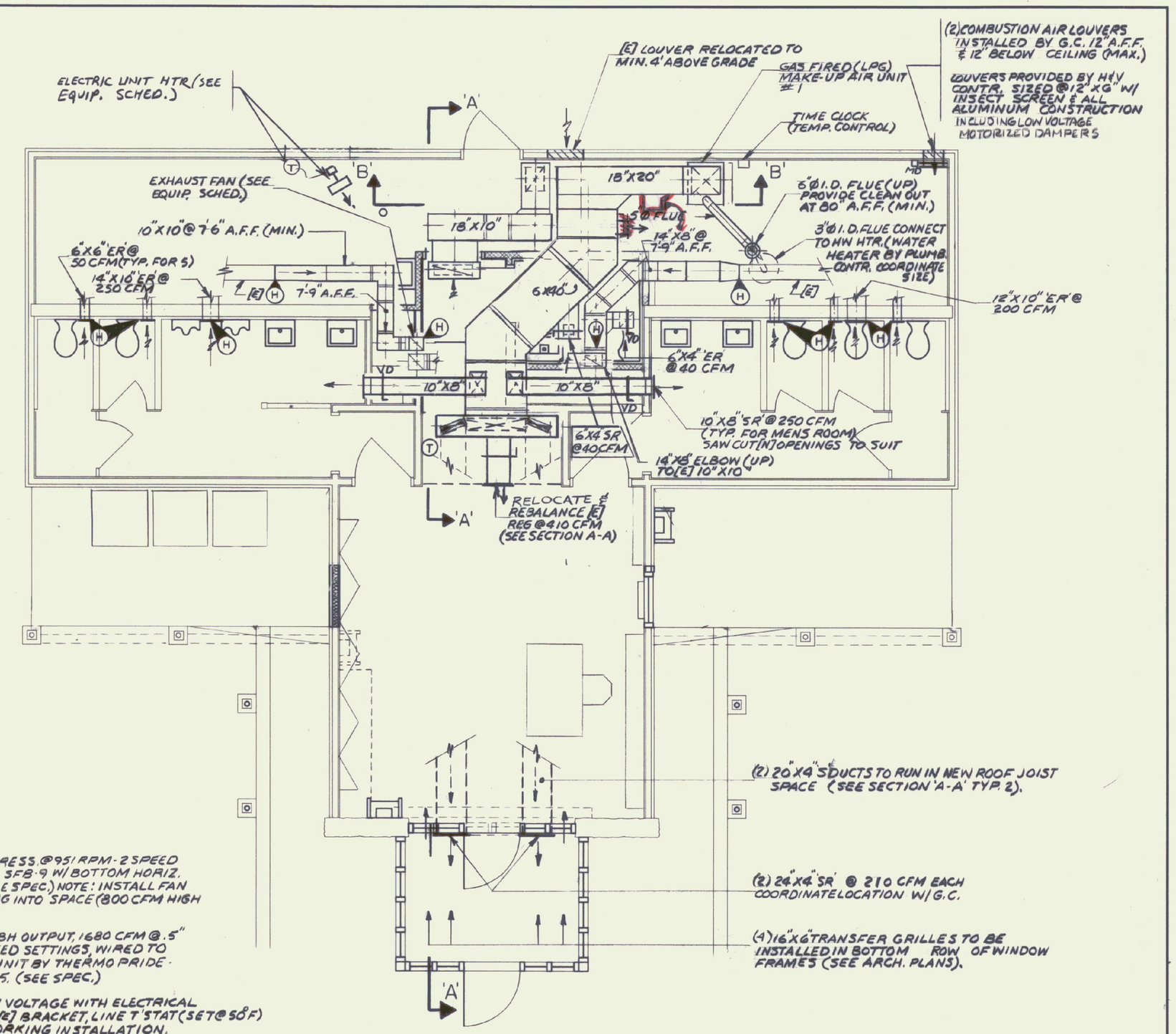

RENOVATION H&V FLOOR PLAN

SCALE: 1/4"=1'-0"

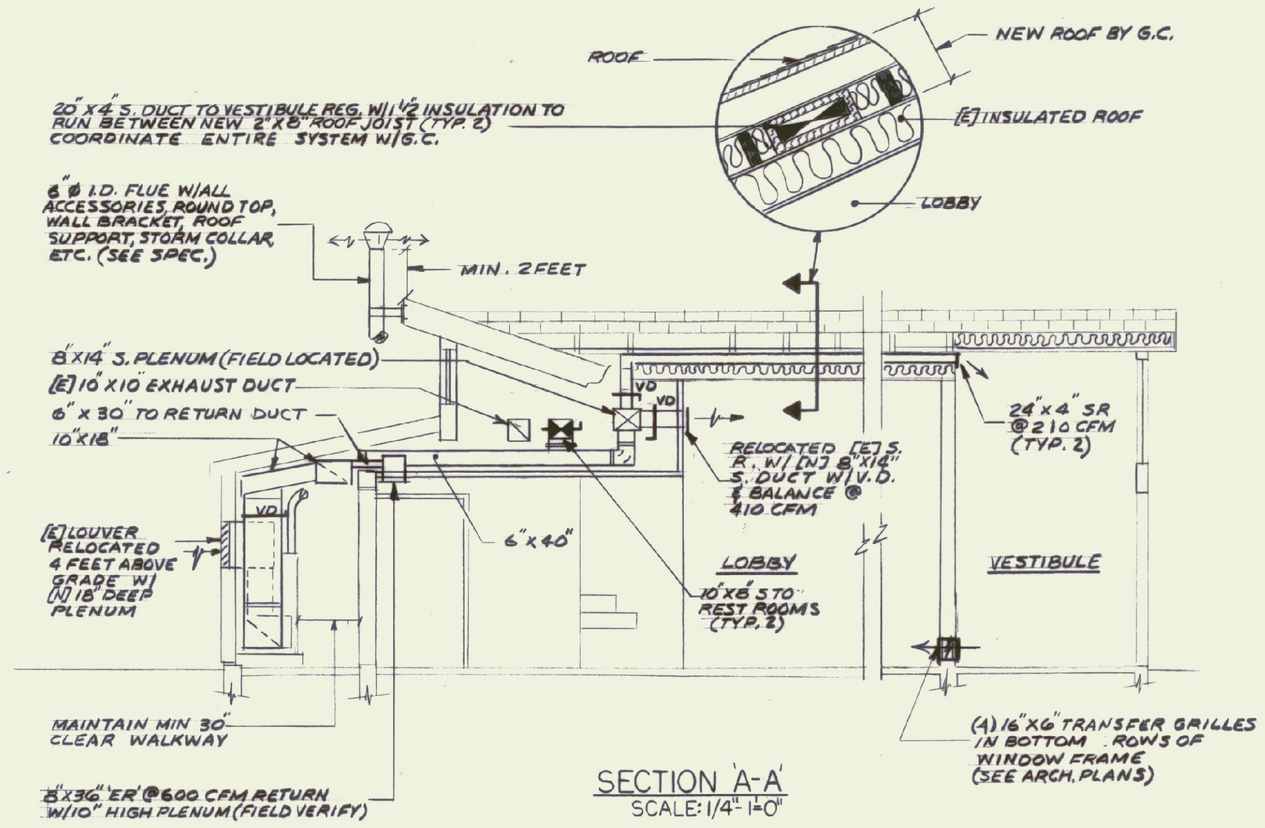

SECTION 'A-A'

SCALE: 1/4"=1'-0"

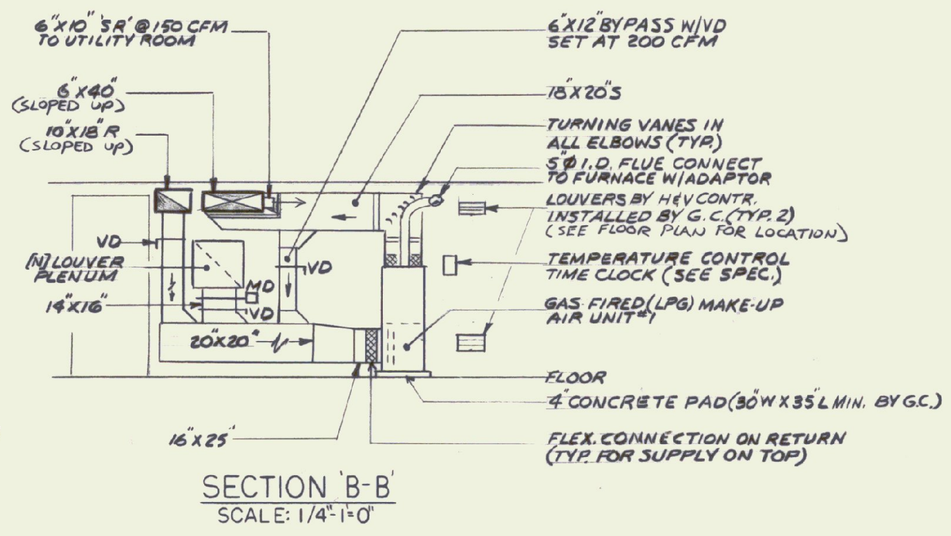

SECTION 'B-B'

SCALE: 1/4"=1'-0"

H&V LEGEND	
[N]	NEW
[E]	EXISTING
	EXISTING TO BE REMOVED
	TRANSFER GRILLE
(H)	POINT OF CONNECTION-NEW TO EXIST.
	AIR SUPPLY
	AIR EXHAUST
VD	VOLUME DAMPER
MD	MOTORIZED DAMPER
AFF	ABOVE FINISH FLOOR
'ER'	EXAUST REGISTER
'SR'	SUPPLY DAMPER

RECORD DRAWING

STATE OF VERMONT
DEPARTMENT OF STATE BUILDINGS
AGENCY OF ADMINISTRATION
MONTPELIER, VERMONT

REST AREA REHABILITATION
GEORGIA I-89 NORTHBOUND

DATE: 8-21-89	SCALE: 1/4"=1'-0"	REVISIONS:	DRAWING NAME: HEATING & VENTILATING PLANS & LEGEND
DRAWN BY: DG	PROJECT NO. 97-368		DRAWING NO: H-1.0
CHECKED BY: NFL 779A			

WALTER L. LAWRENCE III, No. 3442, REGISTERED PROFESSIONAL ENGINEER

SHEET ____ OF ____

G:\PROJECTS\ADA\GEORGIA\H-P-PLAN Tue Feb 10 15:26:12 1998 Plotted by: Michael S. Simanskas