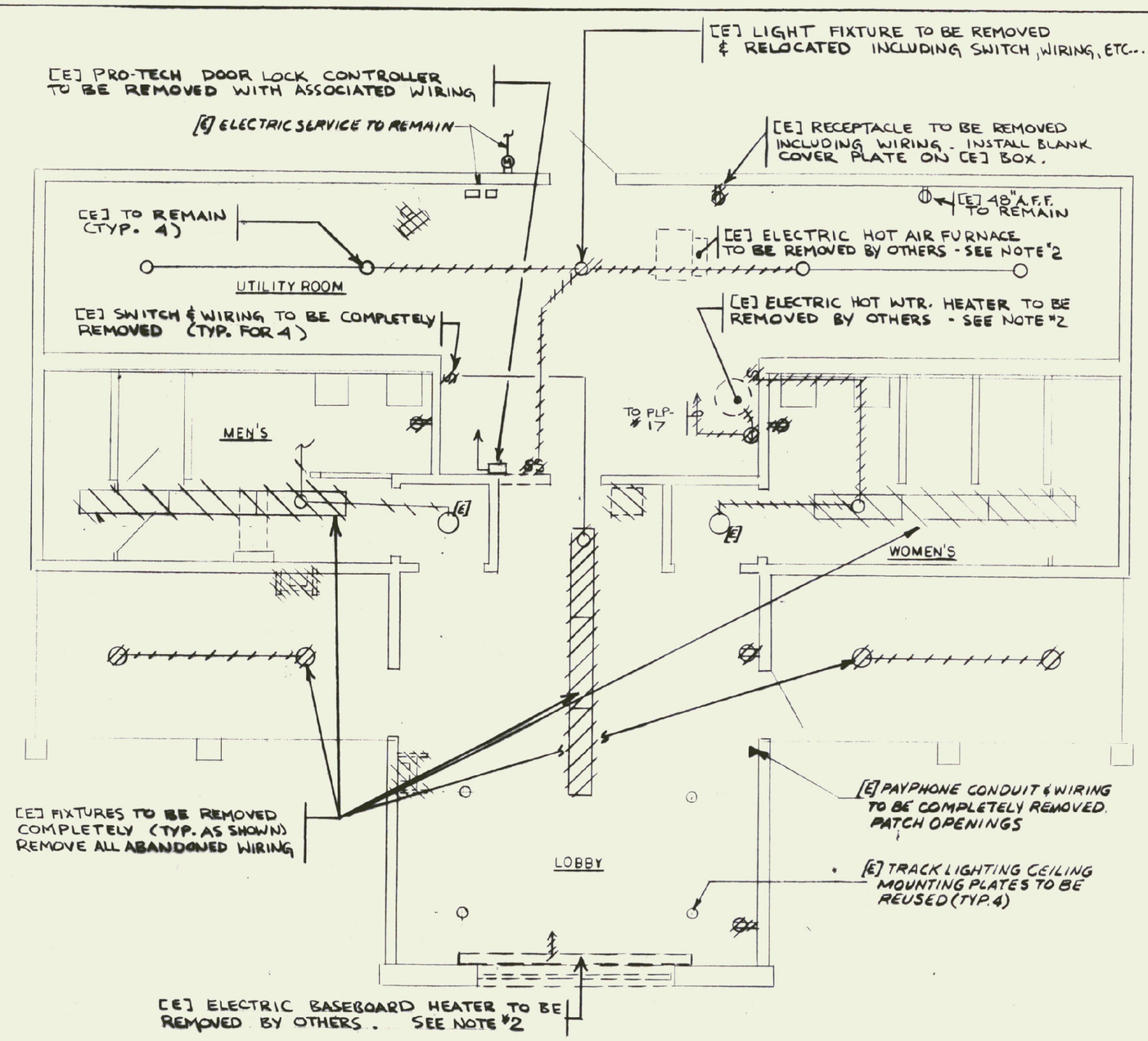

GENERAL NOTE:
ALL [N] LIGHT FIXTURES WHICH ARE TO REMAIN SHALL BE THOROUGHLY CLEANED & RELAMPED WITH NEW IN-KIND.

ELECTRICAL - FLOOR PLAN - EXISTING CONDITIONS

SCALE: 1/4"=1'-0"

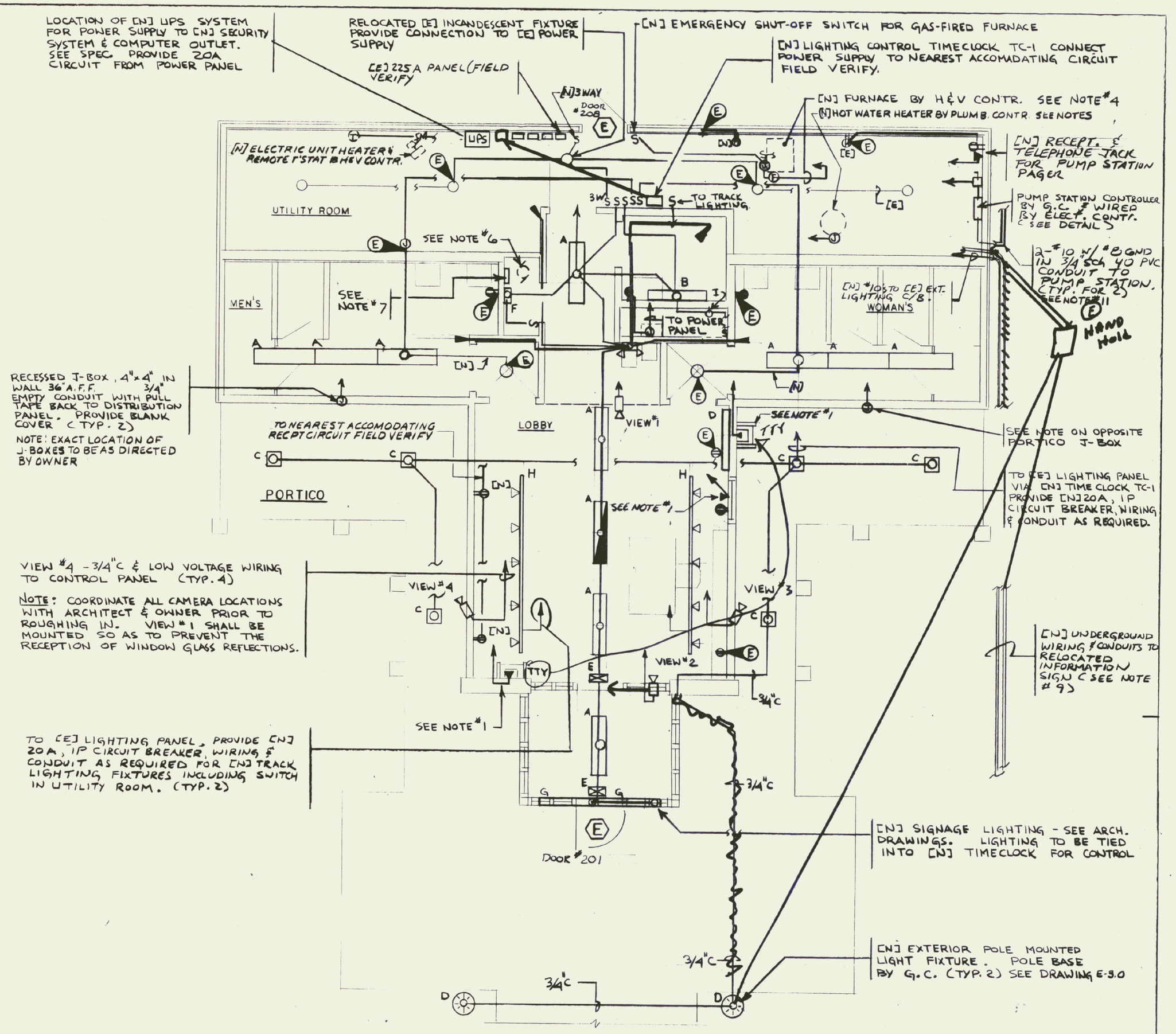

ELECTRICAL - FLOOR PLAN - RENOVATIONS

SCALE 1/4"=1'-0"

NOTES:

1. The Electrical Contractor shall coordinate with the Owner before installing telephone outlet boxes and conduit to determine the exact height requirements of each telephone outlet box. These heights may vary depending on the actual equipment purchased by the Owner and the individual type and ADA Requirements of each phone location. The Owner shall inform the Electrical Contractor in a timely manner to avoid any work stoppages or delays as to the exact characteristics of the equipment to be used.
2. The Electrical Contractor shall disconnect one [1] electric baseboard heater in the Lobby Area, one [1] electric unit heater in the Utility Room, one [1] electric hot air furnace in Utility Room and one [1] electric hot water heater in Utility Room.

   Electrical Contractor shall remove all abandoned wiring and conduit to these units wherever possible. Field verify. See DWG. P-1 & DWG. HV-1 for electric heater locations. Electric heat in existing Men's and Women's Rooms to remain in place. The Heating Contractor shall be responsible for the removal of the disconnected electric baseboard radiation.
3. All new and relocated conduit and wiring shall be run concealed. When not possible, coordinate with the Architect and Engineer before installation.
4. Provide power wiring, service switch, Fire-O-Matic, conduit and connection to new gas-fired furnace. Provide new 20 amp single pole breaker in panel in abandoned electric furnace breaker position. Provide wiring and conduit to service new furnace, control power supply and new wall mount temperature control timeclock. Power wiring only. All temperature control wiring by HV Contractor. See Specification.
5. Provide power wiring, conduit and connection to new gas-fired hot water heater. Provide new 20 amp single pole breaker in panel abandoned electric hot water heater breaker position. See Specification.
6. The Electrical Contractor to reconnect [E] power supply to new exhaust fan. [Fan by HV Contractor]. Coordinate with HV Contractor [existing fan presently removed].
7. The Electrical Contractor to relocate [E] surveillance door control to this Room. Provide power from [N] UPS System and tie into [E] power panel. [See Specification]
8. The Electrical Contractor shall, at the completion of all Work, verify all connected loads to power and lighting panels as to the circuit breaker numbers and fill out a new, accurate Panel Schedule for each panel which has been affected by the Work under this Contract.
9. The Electrical Contractor to disconnect and remove all [E] power wiring to [E] INFORMATION sign which is to be removed and relocated by General Contractor. Provide [N] wiring from [E] C/B in lighting panel to relocated sign and provide all connections. Underground wiring to run in minimum 1" Schedule 40 PVC conduit and provide one [1] empty 1" telephone Schedule 40 conduit from existing telephone board location in Building to sign with nylon pull strings.
10. Disconnect and remove [E] light pole wiring and conduit for light relocation. Light fixture to be relocated by Electrical Contractor with [N] #10 wires from [E] C/B through [E] and [N] conduits sealed. Concrete bases by General Contractor.
11. THE ELECT. CONTR. TO FURNISH & INSTALL [N] POWER WIRING & ALARM WIRING TO [N] SEWAGE PUMP STATION (#1). PUMP STATION #1 BY G.C. COORDINATE ALL ELECTRICAL REQ. W/ PUMP STATION SUPPLIER & LOCATION OF [N] PUMP STA. W/S.P. DRAWINGS & G.C.
12. SEE DWG E-3.0 FOR LEGEND, SCHEDULE & DETAILS.

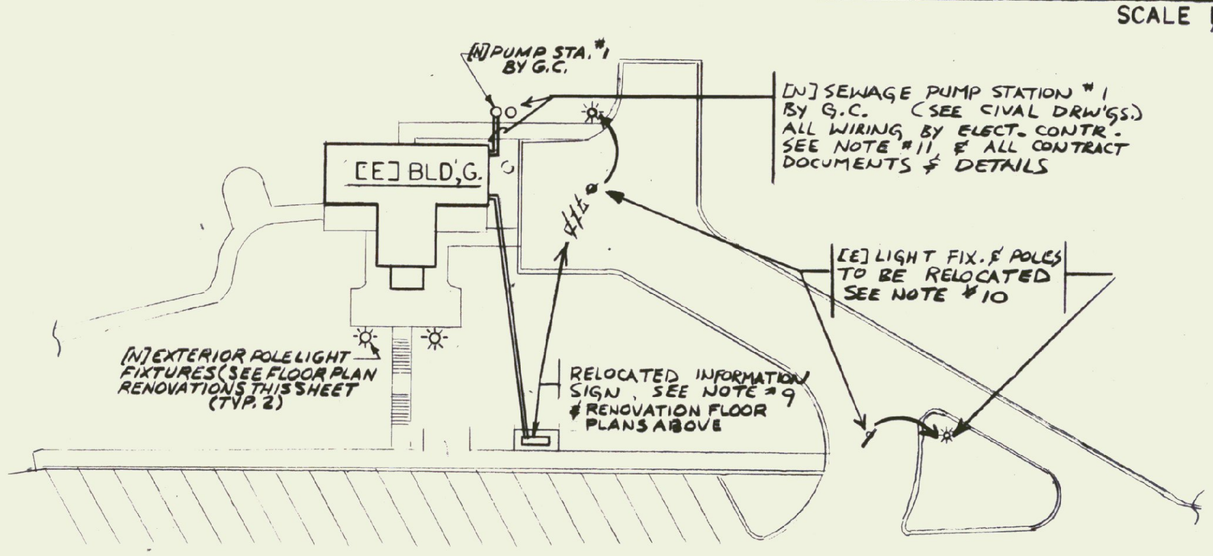

PARTIAL SITE PLAN

N.T.S.

RECORD DRAWING

STATE OF VERMONT
DEPARTMENT OF STATE BUILDINGS
AGENCY OF ADMINISTRATION
MONTPELIER, VERMONT

REST AREA REHABILITATION
GEORGIA I-89 NORTHBOUND

DATE: 8-21-98	SCALE: 1/4"=1'-0"	REVISIONS:	DRAWING NAME: ELECTRICAL FLOOR PLANS
DRAWN BY: DG	PROJECT NO.		DRAWING NO: E-1.0
CHECKED BY:			

STATE OF VERMONT
DALE F. LAURENCE
No. 3448
REGISTERED PROFESSIONAL ENGINEER