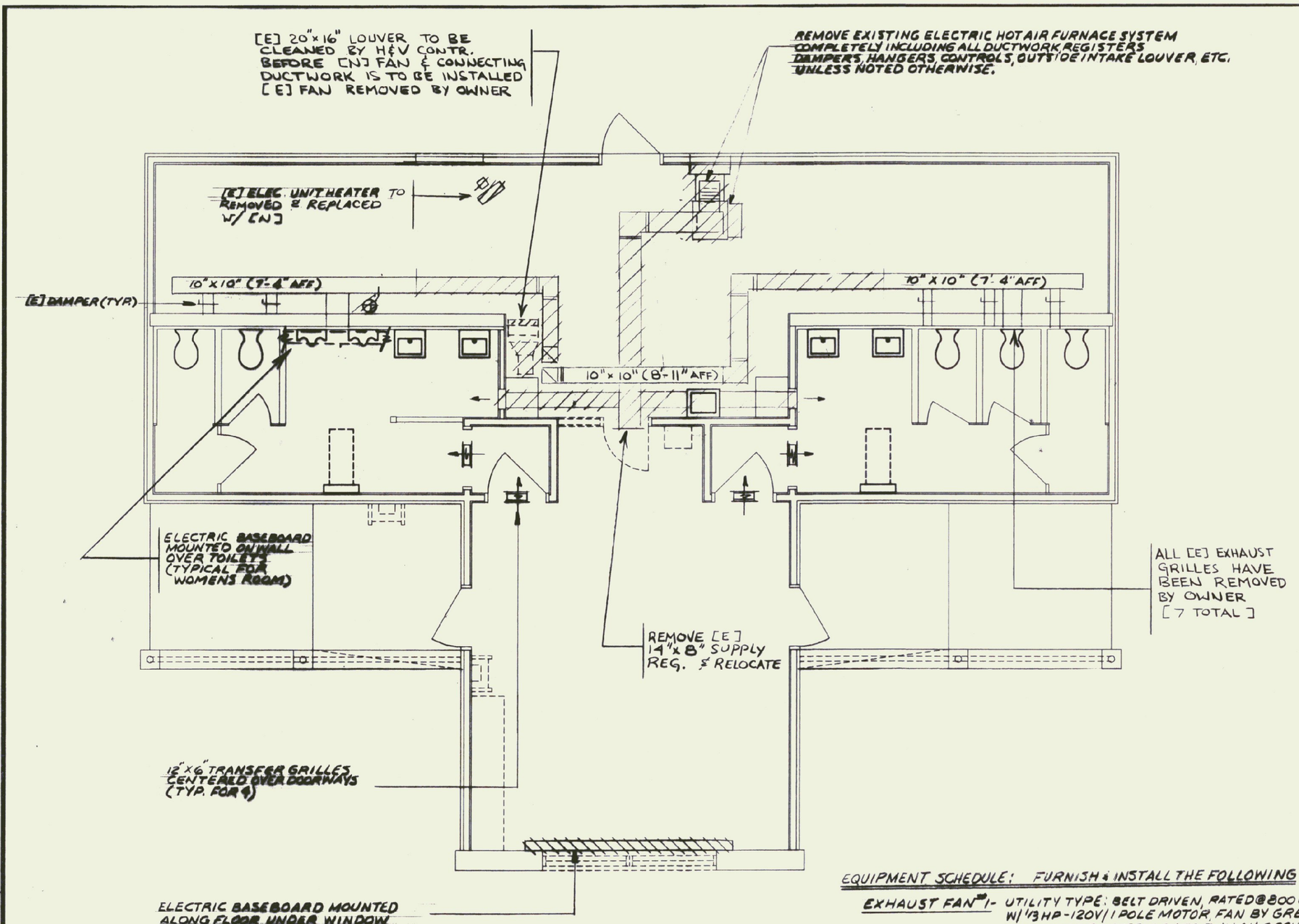

H&V DEMOLITION EXISTING FLOOR PLAN

SCALE: 1/4"=1'-0"

EQUIPMENT SCHEDULE: FURNISH & INSTALL THE FOLLOWING

EXHAUST FAN #1 - UTILITY TYPE: BELT DRIVEN, RATED @ 800 CFM, 3/8" STATIC PRESS. @ 951 RPM - 2 SPEED W/ 1/3 HP - 120V/1 POLE MOTOR. FAN BY GREENHECK MODEL SFB-9 W/ BOTTOM HORIZ. DISCHARGE, INTERLOCK TO RUN ON OCCUPIED CYCLE. (SEE SPEC.) NOTE: INSTALL FAN PRIOR TO INSTALLING REVISED DUCTWORK. FOR FITTING INTO SPACE (800 CFM HIGH SPEED/325 CFM ON LOW SPEED.)

GAS FIRED MAKE-UP AIR UNIT #1 - GAS FIRED FURNACE RATED @ 125 MBH LPG INPUT, 100 MBH OUTPUT, 1680 CFM @ .5" STATIC PRESS. 3/4 HP-120V/1 POLE MOTOR W/ 4 MIN. SPEED SETTINGS, WIRED TO MH SETTING. FURNISH W/ VENT, DAMPER & FILTER. UNIT BY THERMO PRIDE HIGHBOY SECTIONAL GAS FURNACE MODEL NO. HA-125. (SEE SPEC.)

ELECTRIC UNIT HEATER - ELECTRIC UNIT HEATER @ 17 MBH, 5KW, 277V (VERIFY VOLTAGE WITH ELECTRICAL CONTR.) WITH MOUNTING HARDWARE TO MOUNT ON [E] BRACKET, LINE T'STAT (SET @ 50°F) AND ALL OTHER ACCESSORIES FOR A COMPLETE WORKING INSTALLATION.

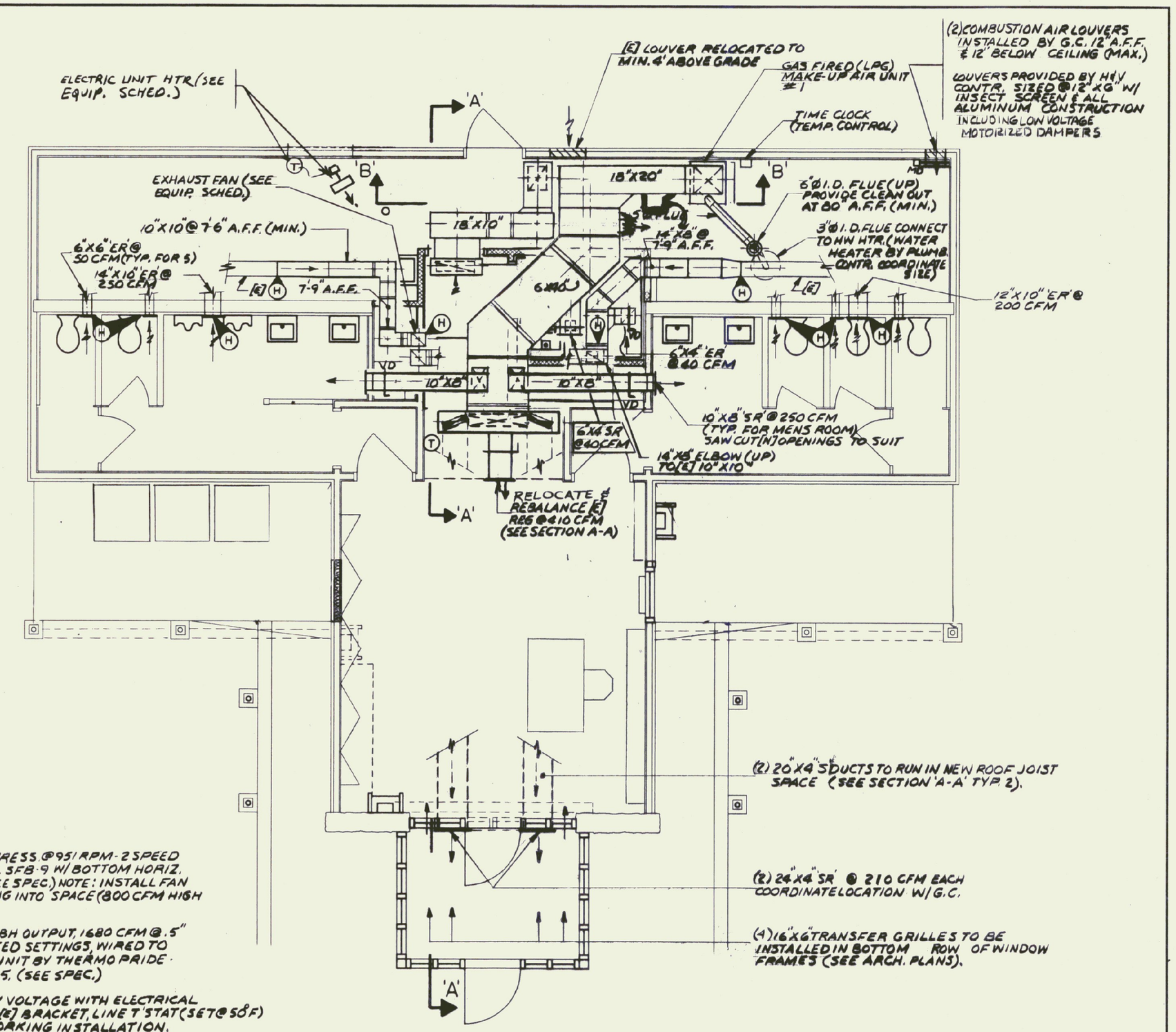

RENOVATION H&V FLOOR PLAN

SCALE: 1/4"=1'-0"

H&V LEGEND	
N	NEW
E	EXISTING
	EXISTING TO BE REMOVED
	TRANSFER GRILLE
H	POINT OF CONNECTION-NEW TO EXIST.
	AIR SUPPLY
	AIR EXHAUST
VD	VOLUME DAMPER
MD	MOTORIZED DAMPER
AFF	ABOVE FINISH FLOOR
'ER'	EXAUST REGISTER
'SR'	SUPPLY DAMPER

RECORD DRAWING

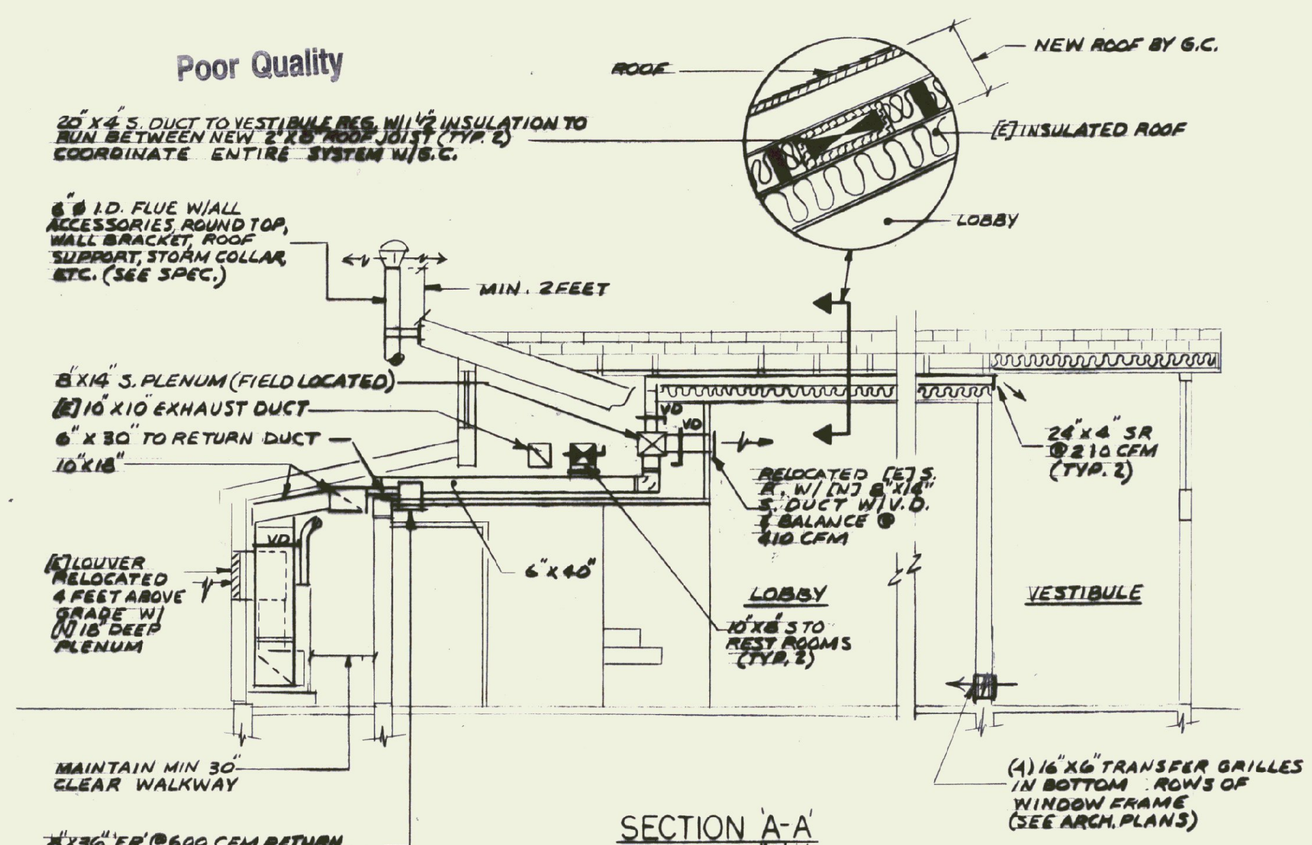

SECTION 'A-A'

SCALE: 1/4"=1'-0"

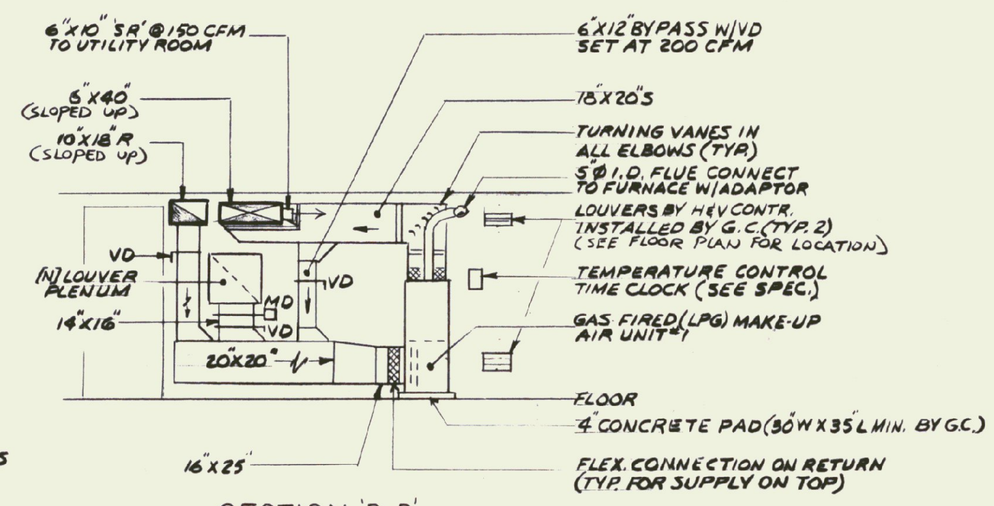

SECTION 'B-B'

SCALE: 1/4"=1'-0"

STATE OF VERMONT
DEPARTMENT OF STATE BUILDINGS
AGENCY OF ADMINISTRATION
MONTPELIER, VERMONT

REST AREA REHABILITATION
GEORGIA I-89 NORTHBOUND

DATE: 8-21-89	SCALE: 1/4"=1'-0"	REVISIONS:	DRAWING NAME: HEATING & VENTILATING PLANS & LEGEND
DRAWN BY: DG	PROJECT NO. 97-368		DRAWING NO: H-1.0
CHECKED BY: NFL 779A			

STATE OF VERMONT REGISTERED PROFESSIONAL ENGINEER NO. 5646