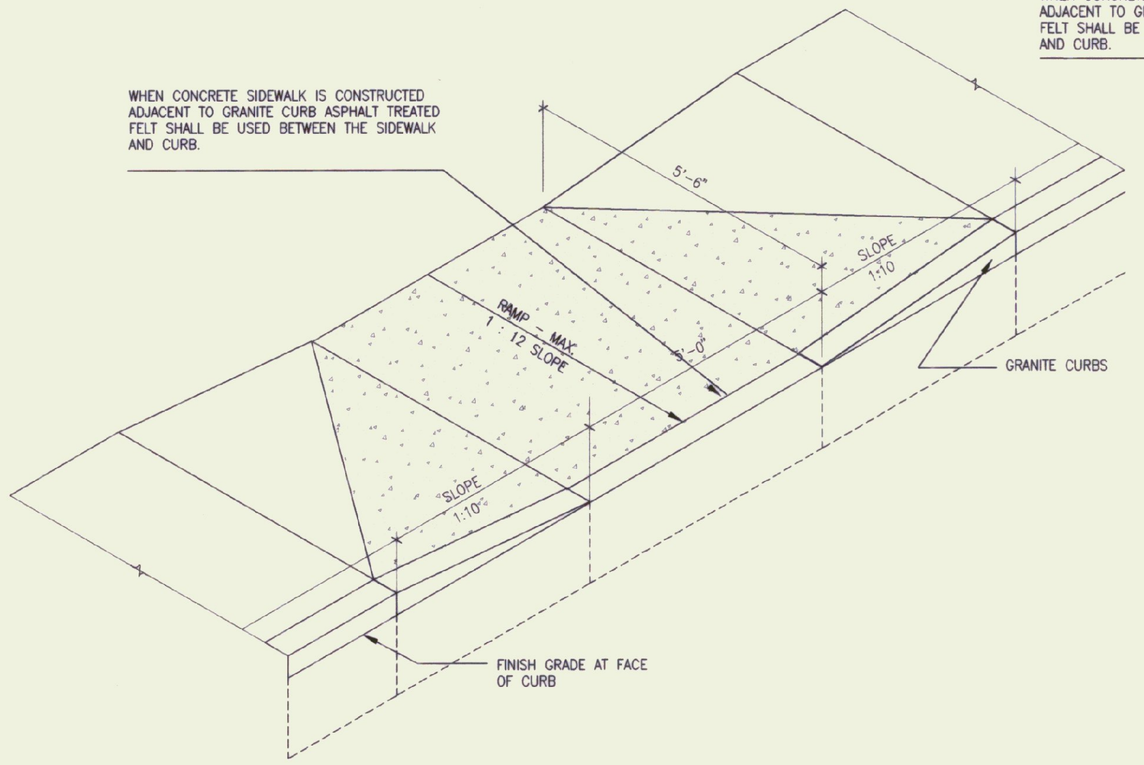

1 S-2 SITE - DROP CURB 1/2" = 1'-0"

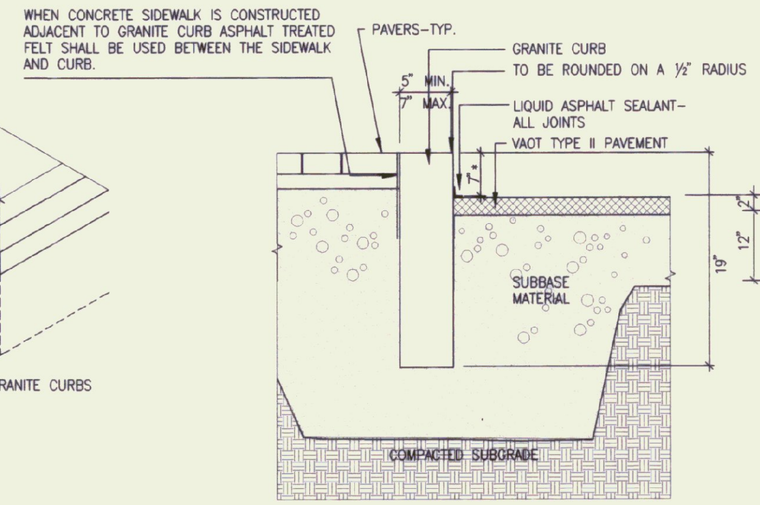

2 S-2 SITE - GRANITE CURB 1" = 1'-0"

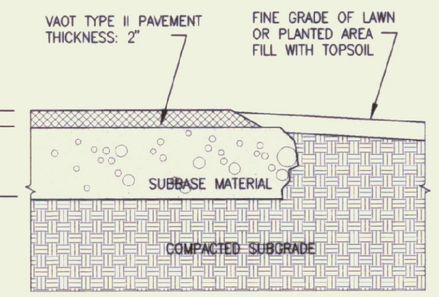

3 S-2 SITE - ASPHALT PAVEMENT 1" = 1'-0"

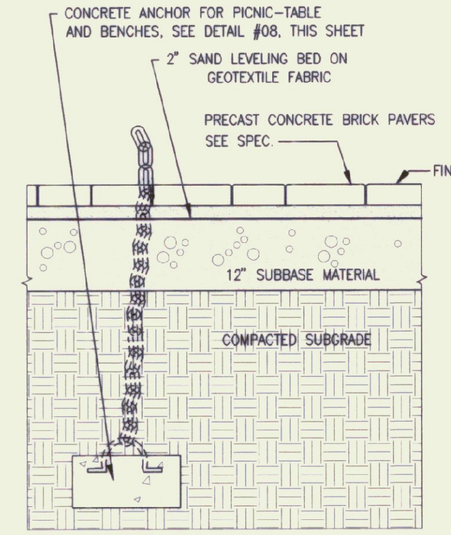

4 S-2 SITE - PRECAST PAVERS CONNECT.W\CONCR.ANCHOR 1" = 1'-0"

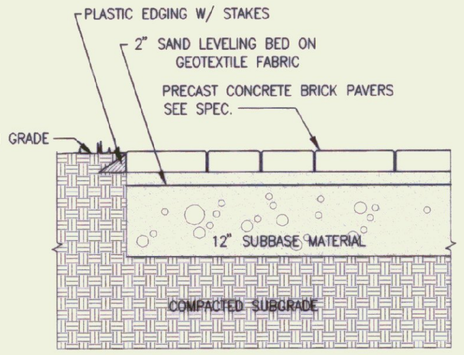

5 S-2 SITE - PRECAST PAVERS 1" = 1'-0"

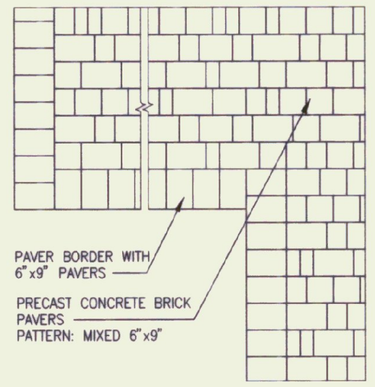

6 S-2 SITE - PRECAST PAVERS PATTERN 1/2" = 1'-0"

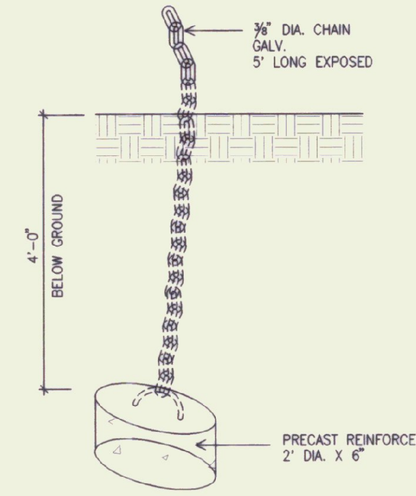

7 S-2 CONCRETE ANCHOR FOR PICNIC-TABLE AND BENCHES 1/2" = 1'-0"

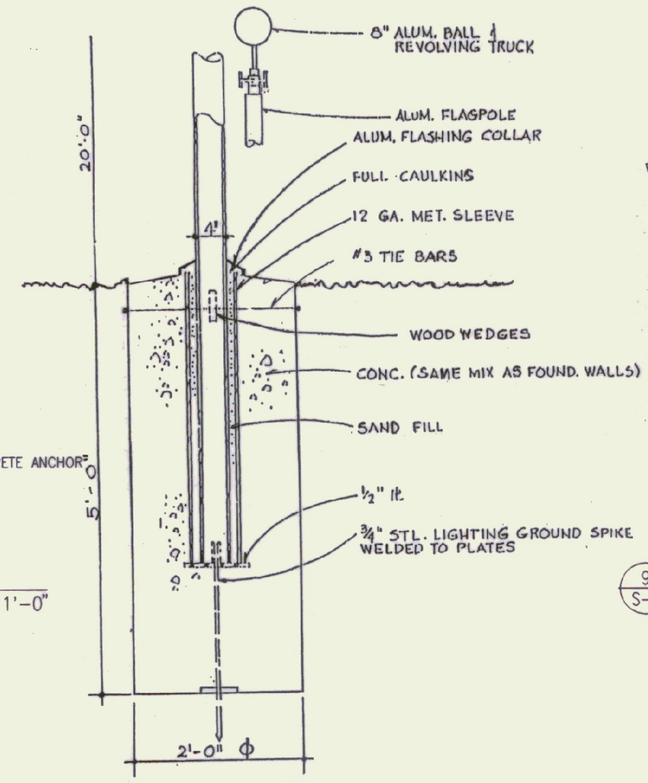

8 S-2 FLAGPOLE ANCHOR N.T.S.

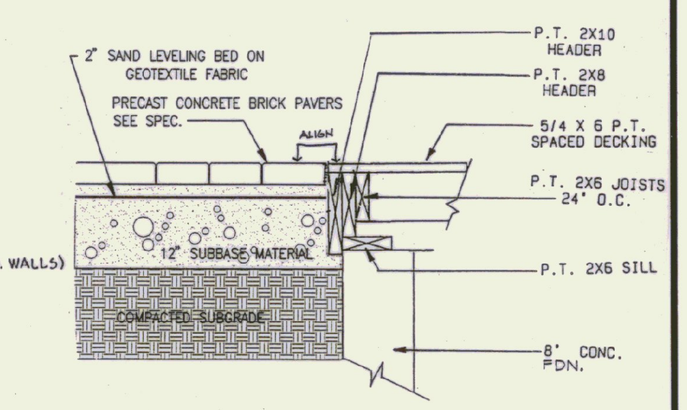

9 S-2 DETAIL PORCH SUPPORT @ PAVER CONNECTION N.T.S.

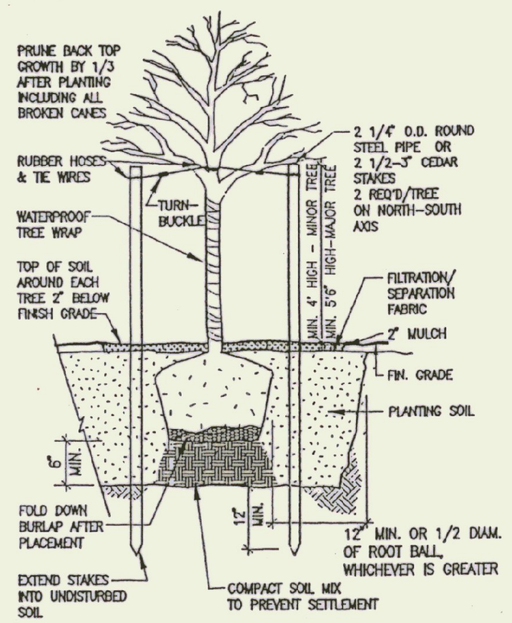

10 S-2 DECIDUOUS TREE PLANTING N.T.S.

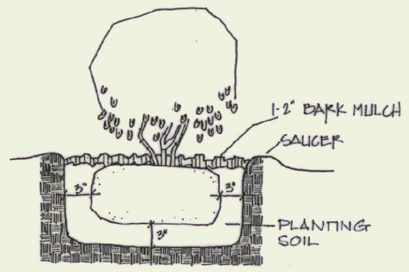

11 S-2 TYPICAL SHRUB PLANTING N.T.S.

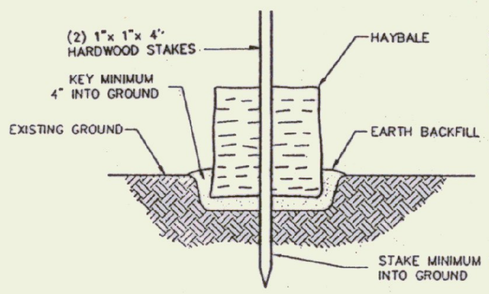

PRIOR TO THE START OF CONSTRUCTION, A SINGLE ROW OF STAKED, TIGHTLY COMPRESSED HAYBALES IS TO BE INSTALLED FOR EROSION PROTECTION. A MINIMUM OF (2) 1"x 1"x 4' HARDWOOD STAKES DRIVEN ONE FOOT INTO THE GROUND SHALL BE USED FOR EACH HAYBALE. THE HAYBALES SHALL BE MAINTAINED UNTIL THE FINAL ACCEPTANCE OF THE WORK.

A S-2 HAYBALE DAM (SIDE VIEW) N.T.S.

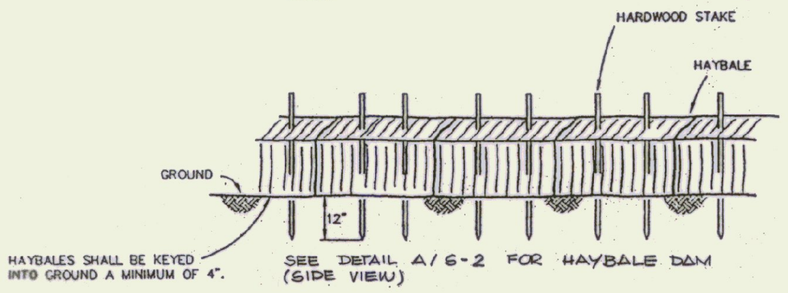

B S-2 HAYBALE DAM EROSION CONTROL BARRIER N.T.S.

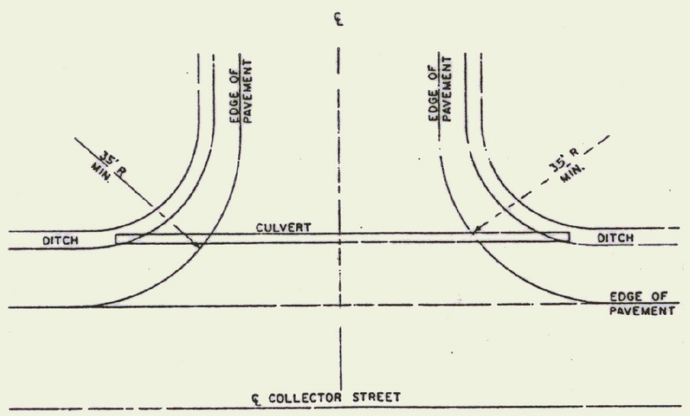

C S-2 TWO-WAY UNDIVIDED COMMERCIAL DRIVE N.T.S.

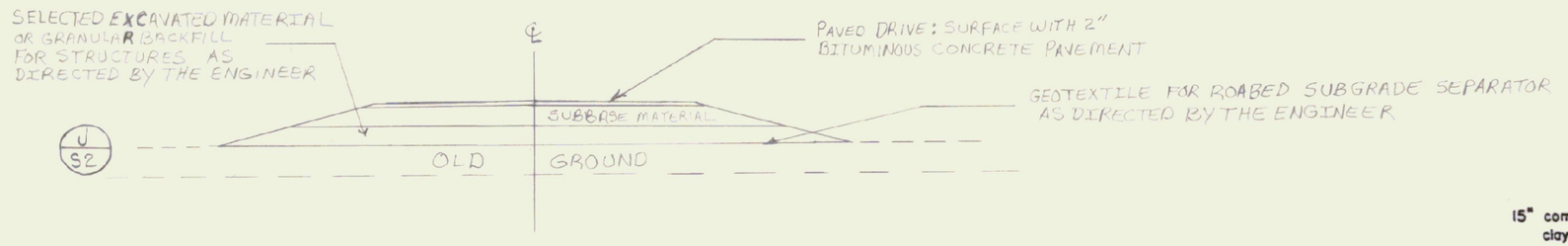

U S-2

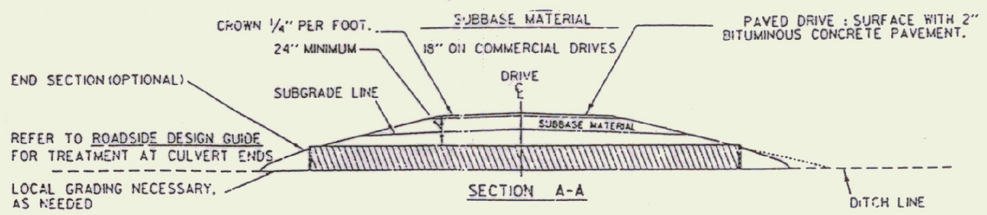

I S-2 PROFILE OF DRIVE INTERSECTION (FILL SECTION) N.T.S.

REVISED 7/25/96 PLD

General Notes

15" compacted gravel sub-base, (with 18" sub-base in ledge cuts) (with 6" sand cushion over clay subgrade.) Material meeting Vermont Agency of Transportation Specifications or equal.

Slopes to be seeded, fertilized, and mulched in accordance with Vermont Agency of Transportation Specifications or equal.

Drainage: Roadway - 18" Metal or Reinforced Concrete Pipe, min. with Drop Inlets or Catch Basins as required.

Drives - 15" Metal or R.C.P. min.

Underdrain - 6" Perforated Metal min. as required.

Location, construction, depth and amount of drainage shall be in accordance with specifications by the Town and/or the Vermont Agency of Transportation.

Reference should be made to Geometric Design Guide for Local Roads and Streets, Part-I Rural, published by A.A.S.H.O. 1984

REGISTERED ARCHITECT No 1152 STATE OF VERMONT

STATE OF VERMONT
DEPARTMENT OF STATE BUILDINGS
AGENCY OF ADMINISTRATION
MONTPELIER, VERMONT

ALBURG WELCOME CENTER

ALBURG
SITE-DETAILS

DATE: MARCH 19, 1996	SCALE: AS NOTED	REVISIONS: 5-10-96 7-25-96	DRAWING NO: S-2
DRAWN BY: SULI APPROVED BY: JBA	PROJECT NO: NH028-1077S		SHEET 5 OF 21