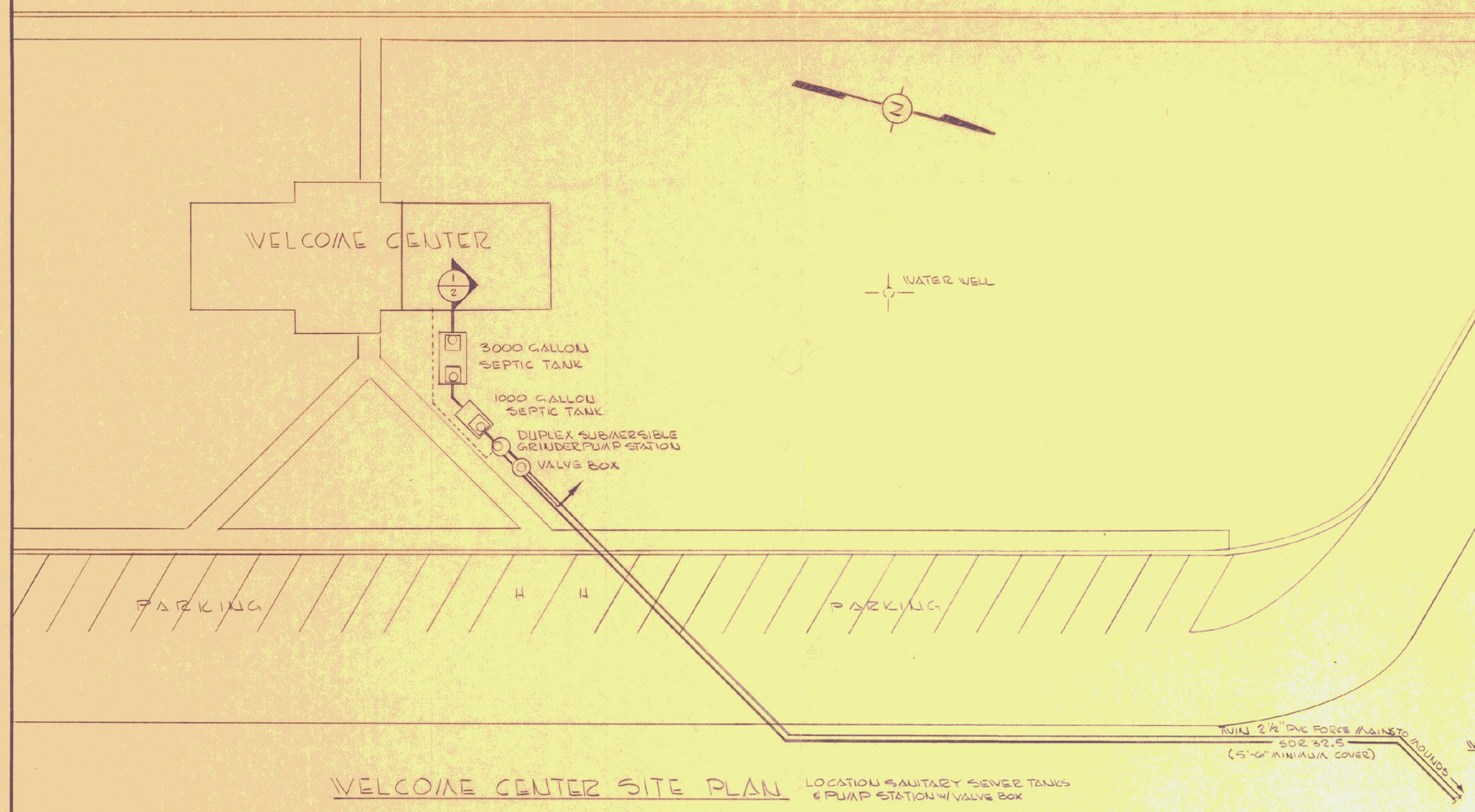

WELCOME CENTER SITE PLAN

LOCATION SANITARY SEWER TANKS & PUMP STATION W/ VALVE BOX

SCALE 1" = 20'-0"

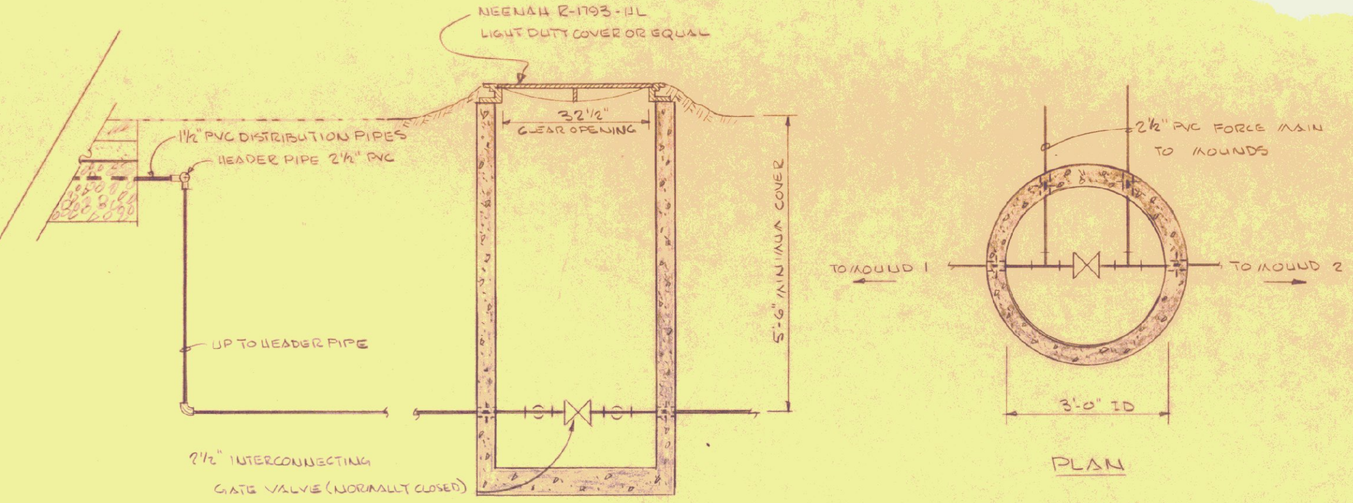

FLOW SPLITTING MANHOLE

NOT TO SCALE

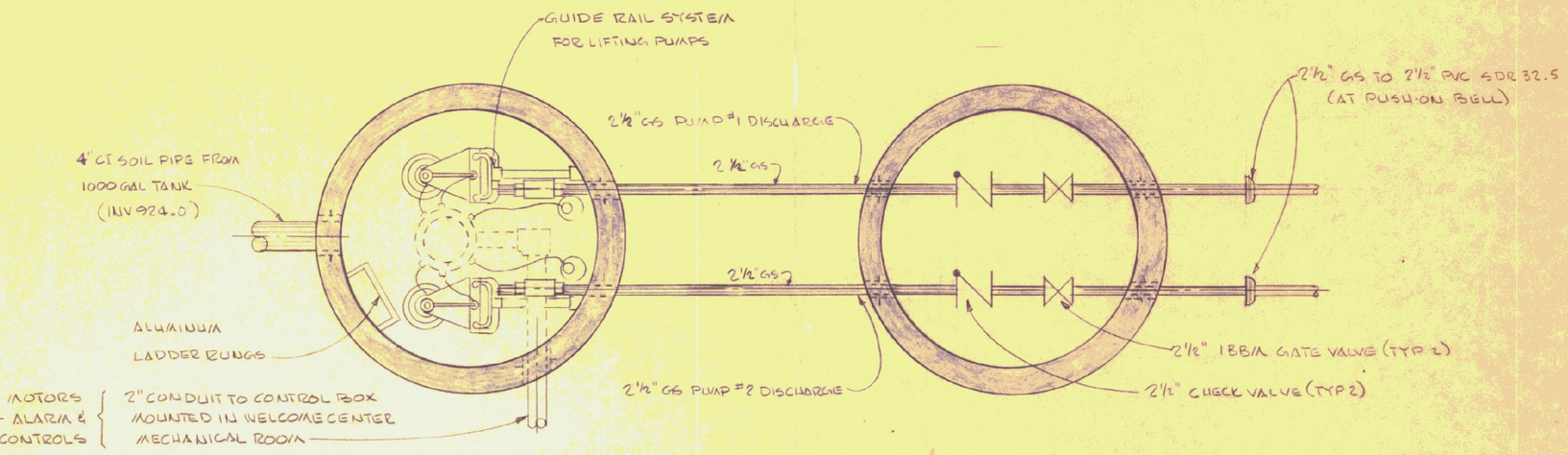

GRINDER PUMP STATION AND VALVE BOX PLAN

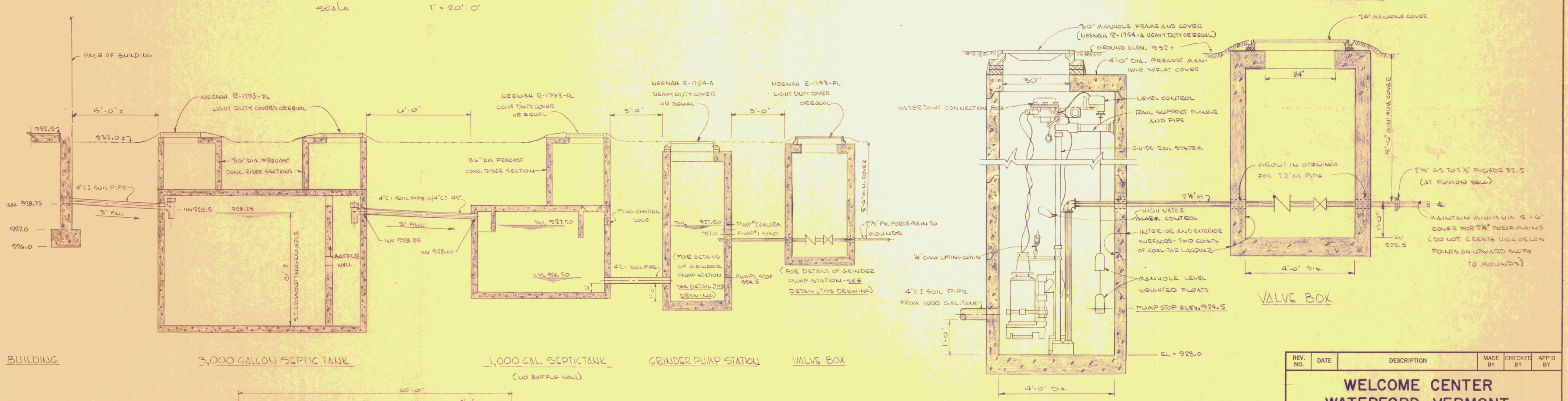

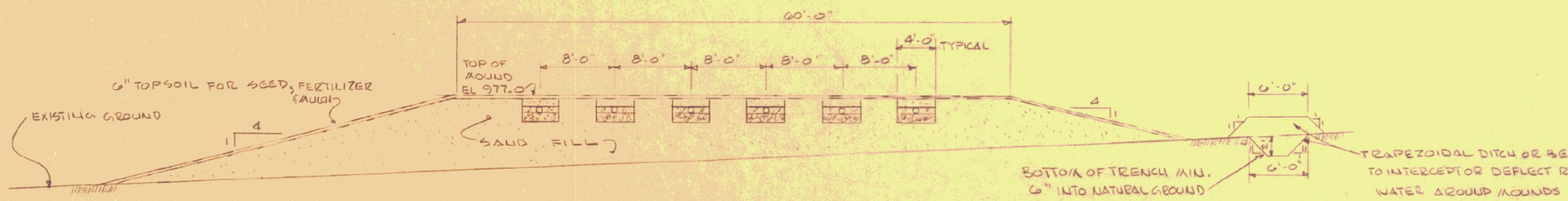

TYPICAL DRAINAGE MOUND

NOT TO SCALE

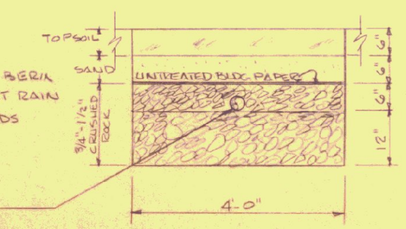

PIPE NOTES:

1. 1½" PVC PIPE, 95 FT LONG EACH TRENCH LAID LEVEL, ENDS CAPPED. DRILL ¼" DIA. HOLES AT 12 FT CENTERS AT BOTTOM OF PIPE, STARTING 2'-6" & 8'-6" FROM ENDS OF ALTERNATE TRENCHES TO PROVIDE STAGGERED PATTERN OF HOLES.
2. FORCE MAINS TO CONFORM TO ASTM D 2241 SDR 32.5, 2½" STANDARD FOR PVC PRESSURE PIPE FOR WATER. (JOHNS-MANVILLE OR EQUAL)

TYPICAL MOUND TRENCH

NOT TO SCALE

DUPLEX SUBMERSIBLE GRINDER PUMP STATION AND VALVE BOX

NOT TO SCALE

PUMP STATION NOTE:

MANUFACTURER/SUPPLIER OF MECHANICAL EQUIPMENT FOR PUMP STATION AND VALVE BOX SHALL FURNISH ONE CHECK VALVE AND ONE GATE VALVE (PREFERABLY SAME VALVE AS REQ'D) PER PUMP SUPPLIED. ALSO SUPPLIER SHALL FURNISH ONE EXTENDED T-HANDLE WRENCH.

STATE OF VERMONT — WILLIAM A. WEBSTER — No. 2338 — REGISTERED PROFESSIONAL ENGINEER

REV. NO.	DATE	DESCRIPTION	MADE BY	CHECKED BY	APP'D BY

WELCOME CENTER
WATERFORD, VERMONT

DETAILS OF SEPTIC TANKS, PUMPING STATION AND FLOW SPLITTING CHAMBER

PROJECT NO. 12-93-1(5)

SURVEYED	WEBSTER-MARTIN, INC. CONSULTING ENGINEERS SOUTH BURLINGTON, VERMONT		SCALE AS SHOWN
DESIGNED AWP			
DRAWN ZL			PROJECT NO. 06-1818
TRACED			
CHECKED AWP	SUBMITTED	DATE APRIL 1982	DRAWING NO. WWS-2 17 OF 21

CONTRACT NO.