MATERIAL S4S 8 EASED EDGES			HARDWARE GALVANIZED
2 PCS	2 X 10	7'-0"	8 1/4" X 8" CARRIAGE BOLTS
5 PCS	2 X 6	7'-0"	2 1/4 X 4 1/2" " "
2 PCS	2 X 6	4 -7"	4 1/4 X 3 1/4" " "
4 PCS	2 X 6	2 - 10 3/4	2 NO 14 X 3" WOOD SCREWS
2 PCS	2 X 4	2 - 9 1/2"	28 NO 12 2 1/2" " "
2 PCS	2 X 4	2 - 6"	28 1/4 STD. WASHERS
1 PC	2 X 4	2 - 3"	
1 PC	2 X 4	1 - 6"	

SIZES INDICATED TO BE NOMINAL



PICNIC TABLE

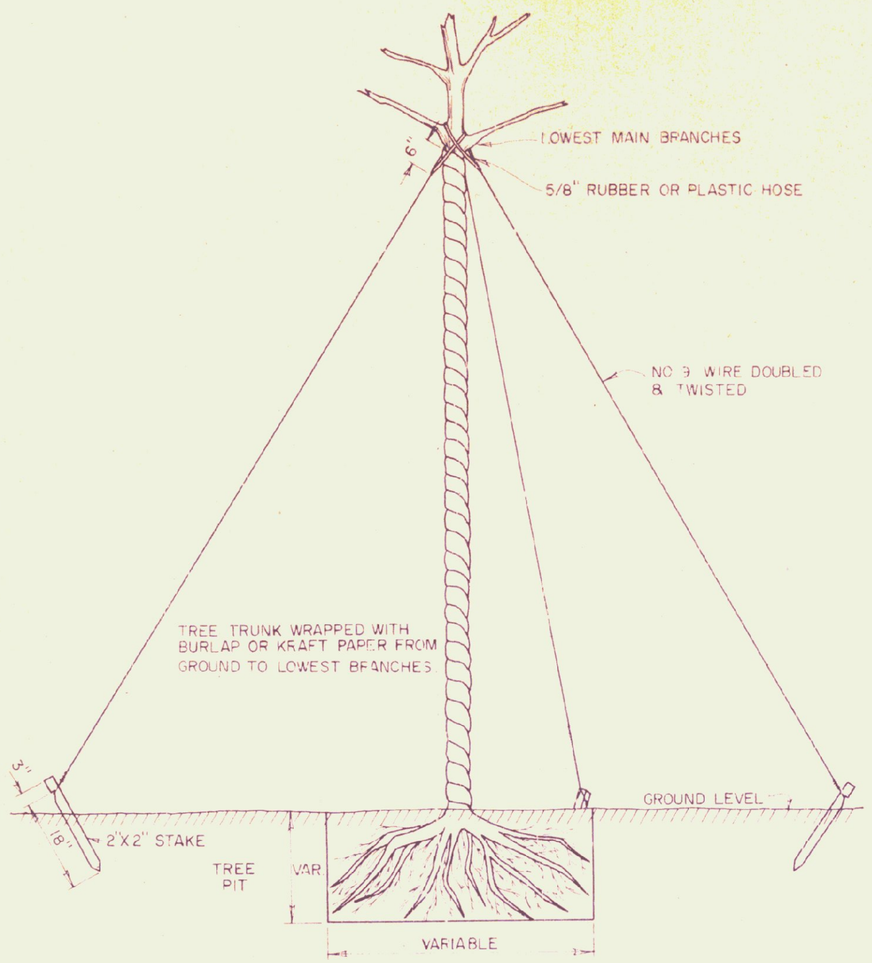

BRACING
TRIPOD METHOD
TREES OVER TWO AND ONE HALF (2 1/2") INCHES IN CALIPER MEASUREMENT SHALL BE SECURED BY GUY WIRES AND STAKES.

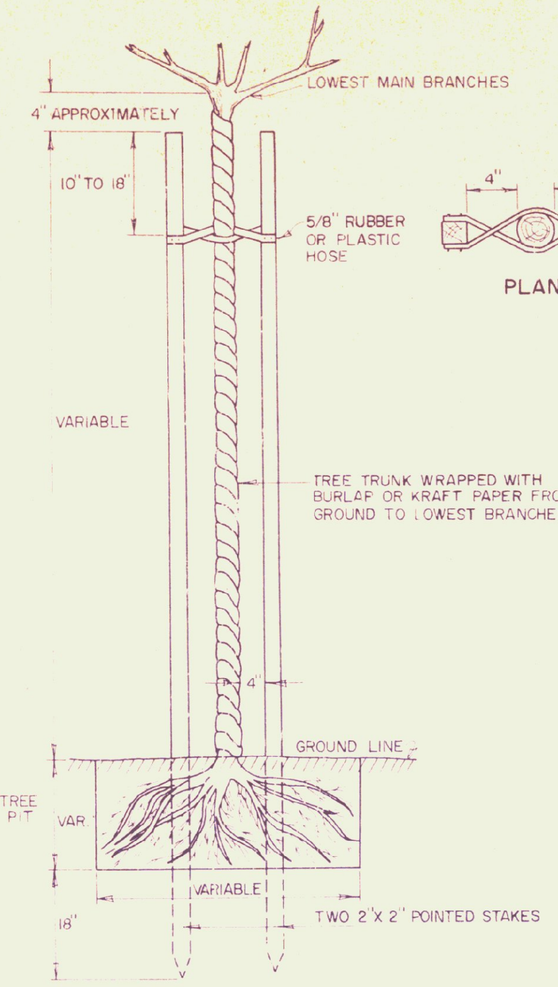

BRACING
DOUBLE VERTICAL STAKES METHOD
TREES ONE AND ONE HALF (1 1/2") TO TWO AND ONE HALF (2 1/2") INCHES IN CALIPER MEASUREMENT SHALL BE SECURED WITH DOUBLE VERTICAL STAKES.

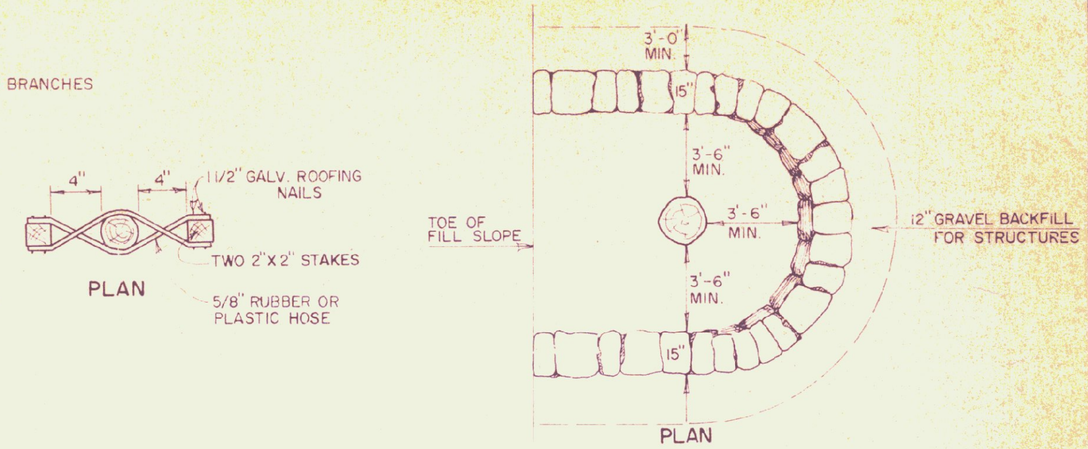

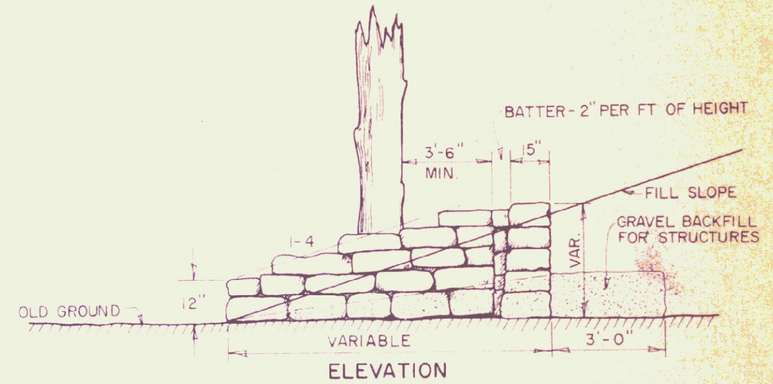

ELEVATION
U-TYPE TREE WELL, DRY RUBBLE MASONRY

TREE WELLS ARE NOT TO BE CONSTRUCTED WITHIN 30 FEET OF THE SHOULDER

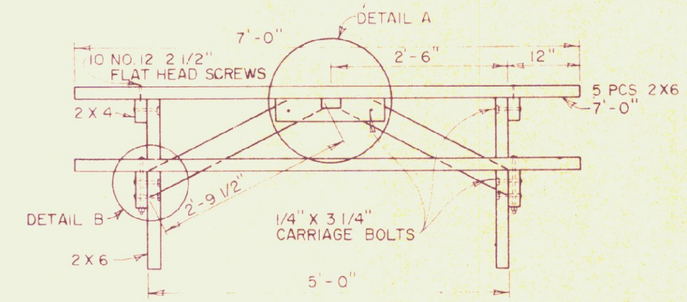

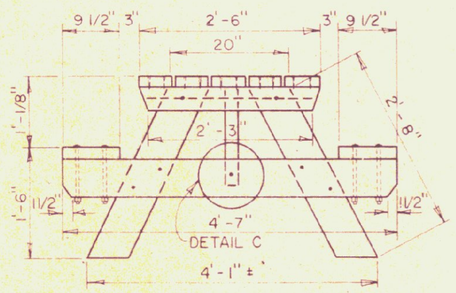

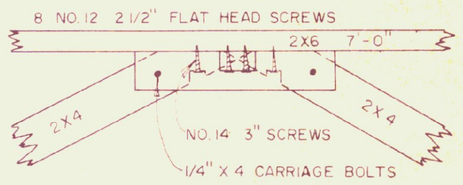

DETAIL A

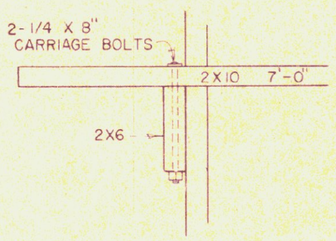

DETAIL B

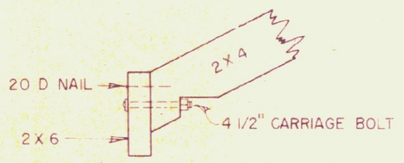

DETAIL C

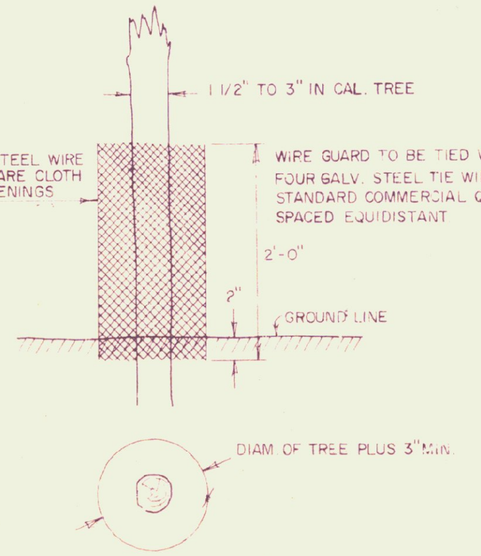

WIRE RODENT GUARD

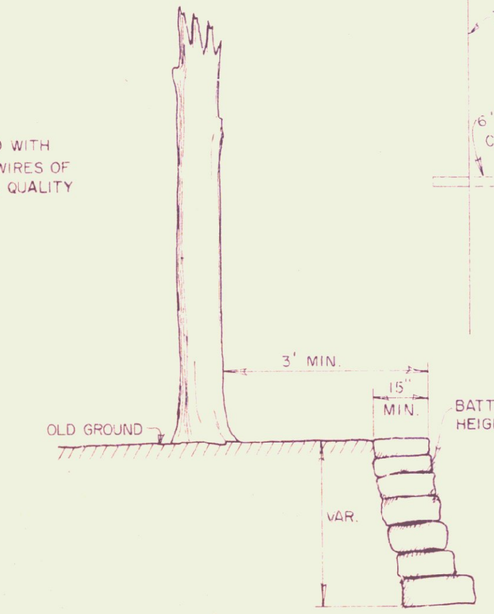

DRY RUBBLE MASONRY FOR TREE PROTECTION IN CUT

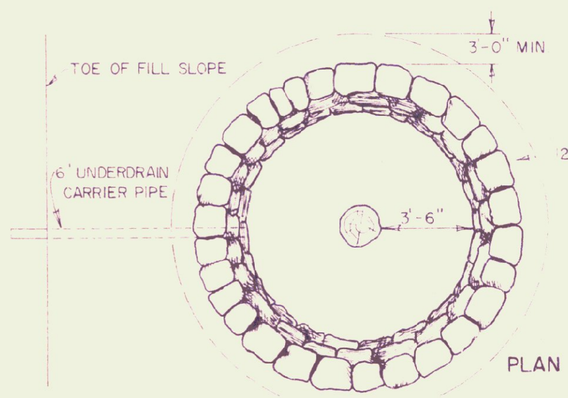

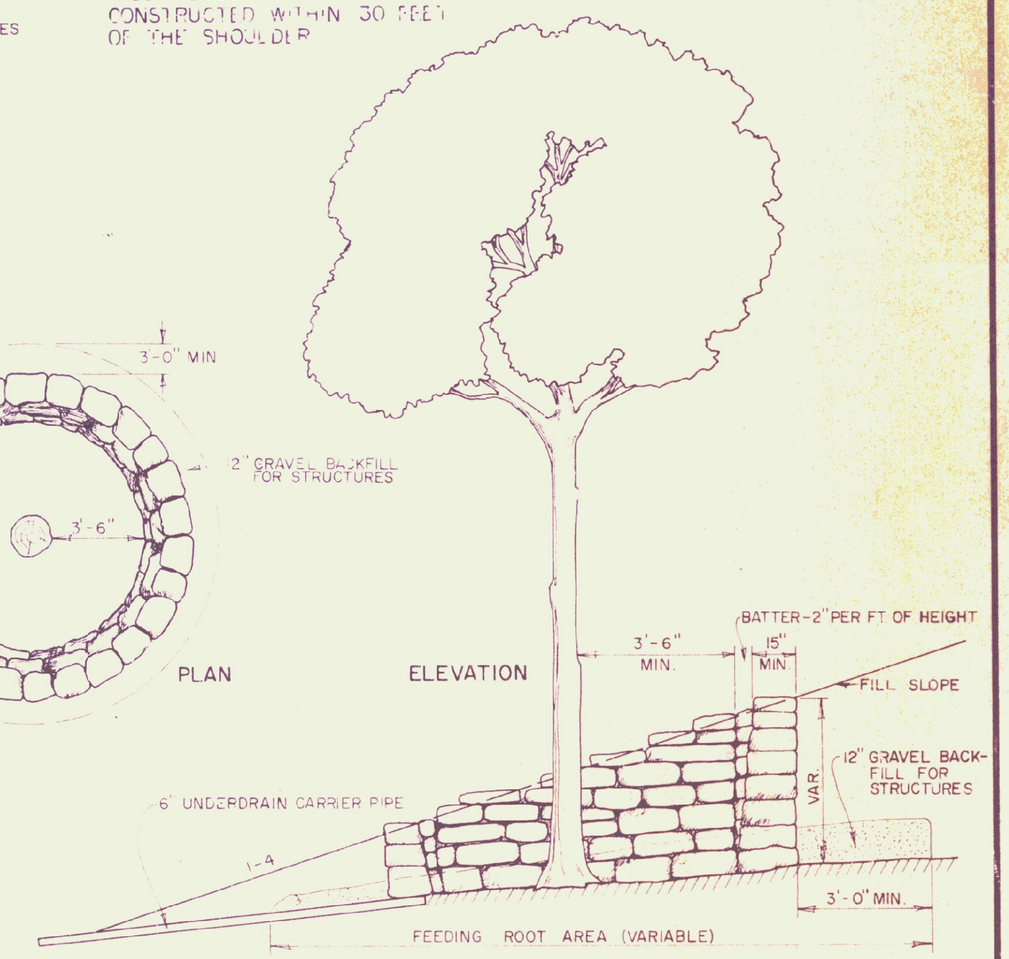

CIRCULAR TREE WELL IN HEAVY FILL, DRY RUBBLE MASONRY

REVISIONS AND CORRECTIONS
DEC. 19, 1972 NOTE ADDED ON LOCATION OF TREE WELLS

APPROVED
Dec 20, 1971
DATE

R. H. Arnold
CHIEF ENGINEER

E. R. Stickney
ASST. CHIEF ENGINEER

G. M. Lane
HIGHWAY ENGINEER

DRY RUBBLE MASONRY TREE WELLS
BRACING OF TREES
PICNIC TABLES
WIRE RODENT GUARD

VERMONT DEPARTMENT OF HIGHWAYS STANDARD

J-5

D-8