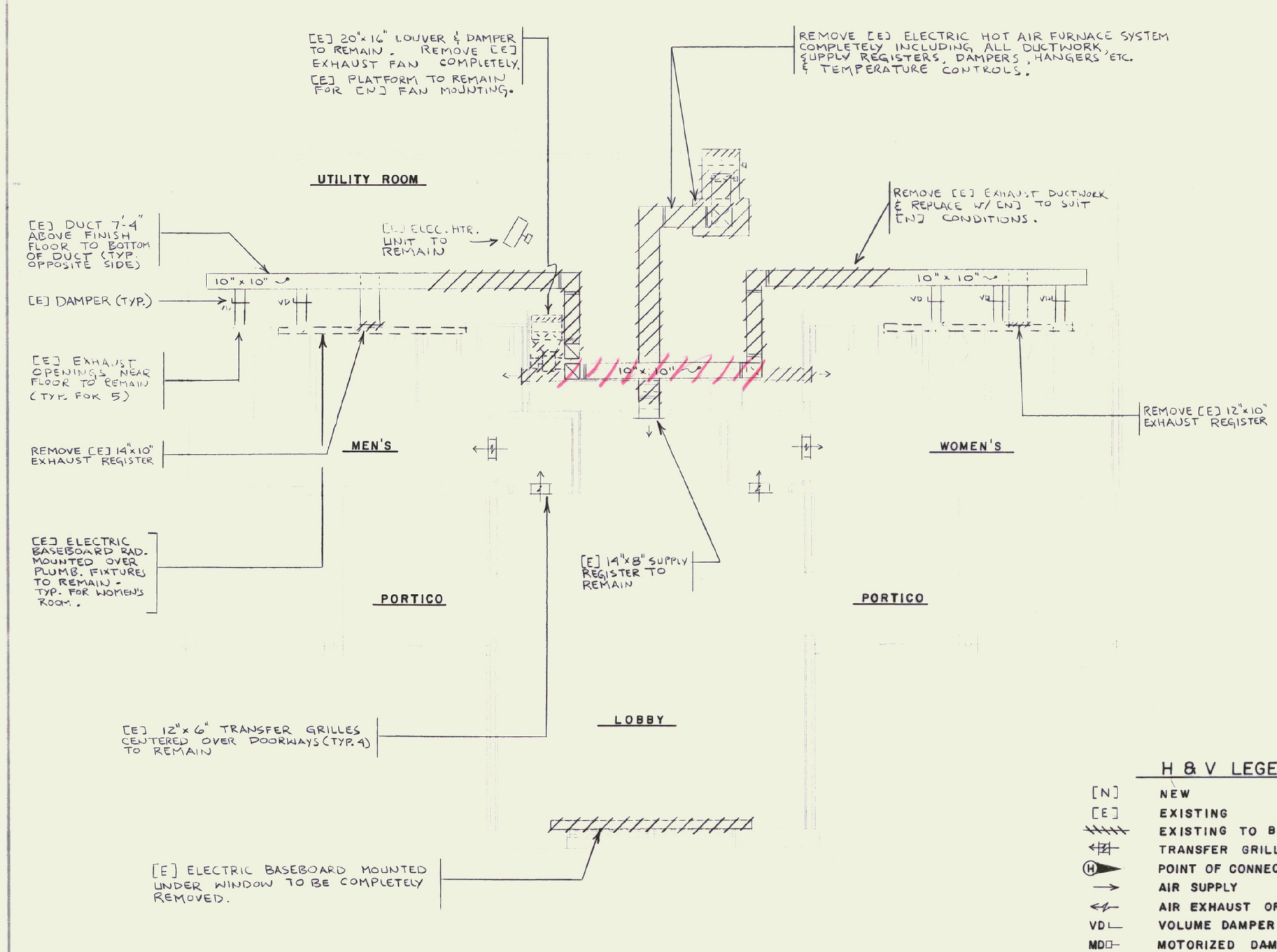


## DEMOLITION
## H.&V.-EXISTING FLOOR PLAN
SCALE: 1/4" = 1'-0"

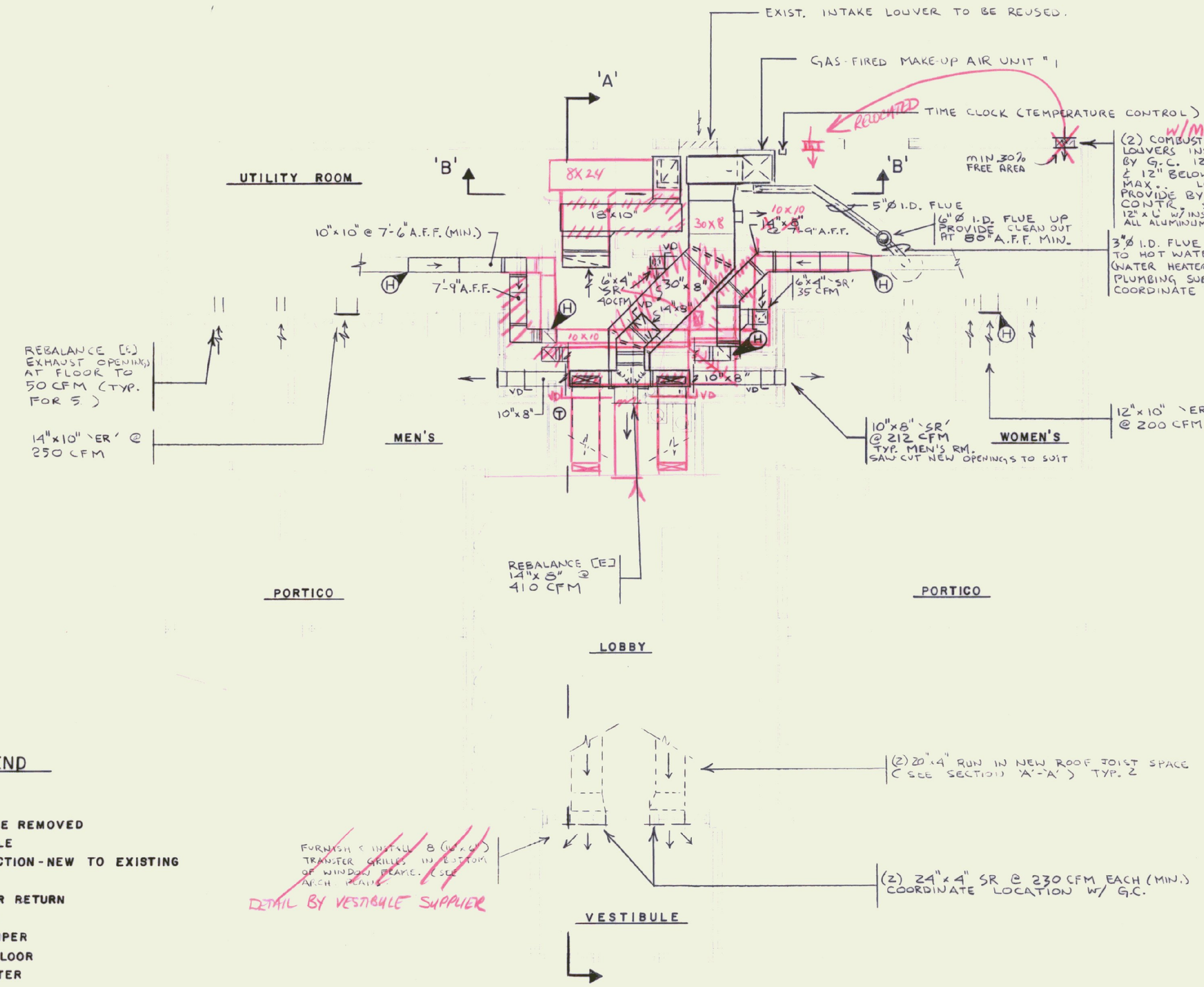


## RENOVATION
## H.&V. - FLOOR PLAN
SCALE: 1/4" = 1'-0"

### H & V LEGEND

| | |
|---|---|
| [N] | NEW |
| [E] | EXISTING |
| | EXISTING TO BE REMOVED |
| | TRANSFER GRILLE |
| (H) | POINT OF CONNECTION - NEW TO EXISTING |
| | AIR SUPPLY |
| | AIR EXHAUST OR RETURN |
| VD | VOLUME DAMPER |
| MD | MOTORIZED DAMPER |
| AFF | ABOVE FINISH FLOOR |
| 'ER' | EXHAUST REGISTER |
| 'SR' | SUPPLY REGISTER |

EQUIPMENT SCHEDULE; FURNISH & INSTALL THE FOLLOWING

EXHAUST FAN #1 - UTILITY TYPE BELT DRIVEN, RATED AT 800 CFM, 3/8" STATIC PRESSURE @ 951 RPM. 2-SPEED. W/ 1/3 HP - 120V/1POLE MOTOR. FAN BY GREENHECK MODEL SFB-9 W/ BOTTOM HORIZONTAL DISCHARGE. INTERLOCK TO RUN ON OCCUPIED CYCLE. (SEE SPECS) NOTE: INSTALL FAN PRIOR TO INSTALLING REVISED DUCTWORK FOR FITTING INTO SPACE (800 CFM HIGH SPEED/325 CFM ON LOW SPEED)

GAS-FIRED MAKE-UP AIR UNIT #1 - GAS-FIRED FURNACE RATED @ 125 MBH LPG INPUT, 100 MBH OUTPUT, 1680 CFM @ .5" STATIC PRESSURE, 3/4 HP - 120V/1 POLE MOTOR W/ 4 MIN SPEED SETTINGS, WIRED TO MH SETTING. FURNISH W/ VENT DAMPER & FILTER. UNIT BY THERMO PRIDE - HIGHBOY SECTIONAL GAS FURNACE MODEL NO IHA-125. SEE SPEC.

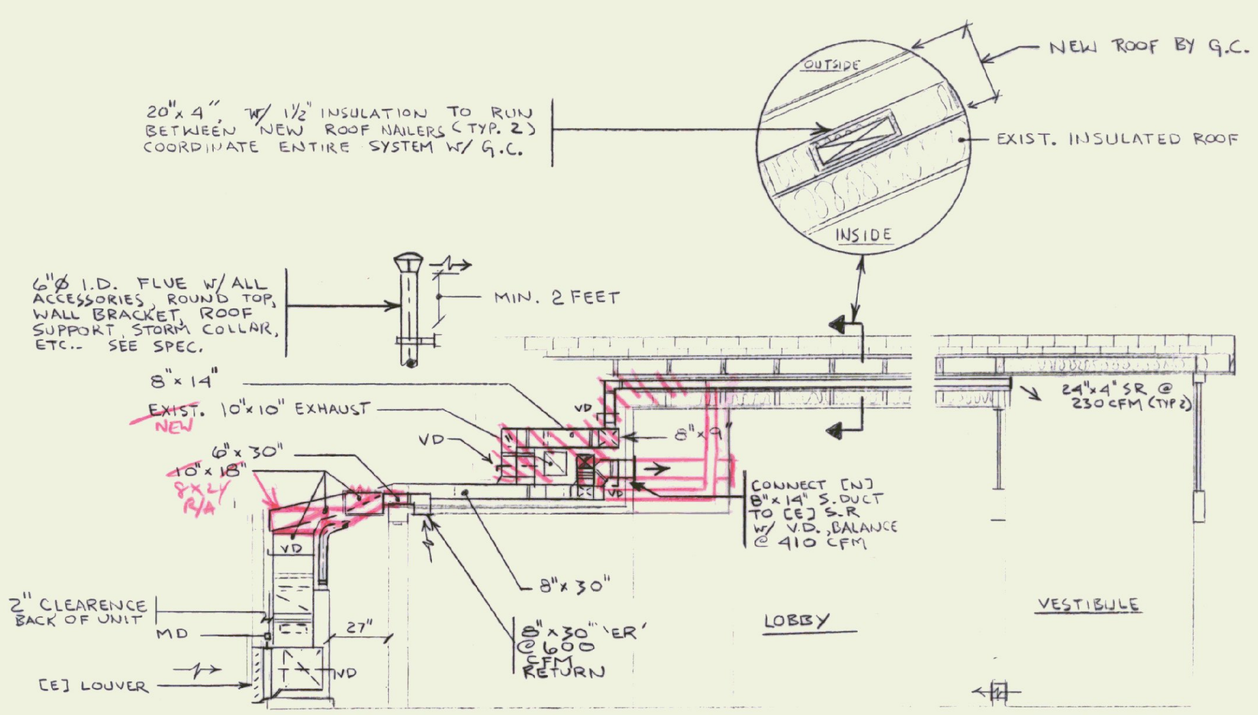


## SECTION 'A'-'A'
SCALE: 1/4" = 1'-0"

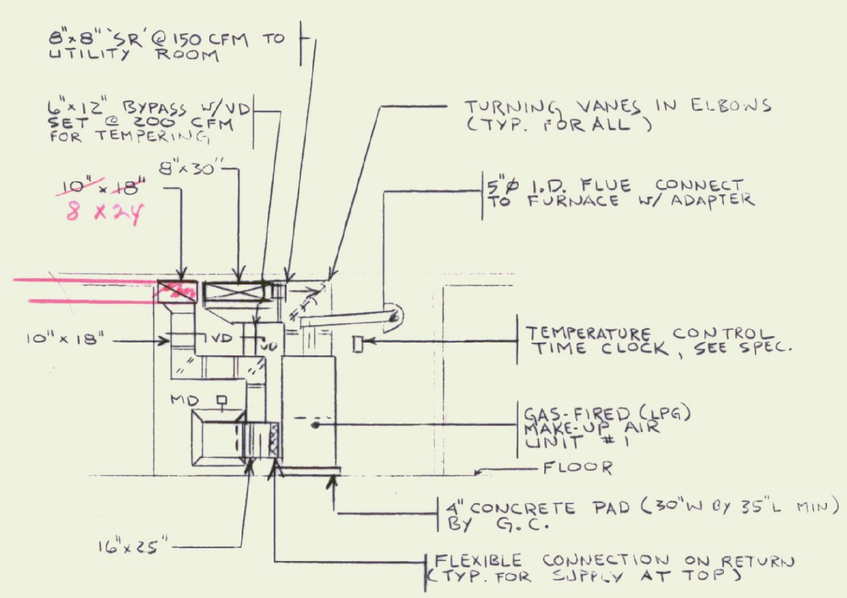


## SECTION 'B'-'B'
SCALE .1/4" = 1'-0"

STATE OF VERMONT
DEPARTMENT OF STATE BUILDINGS
AGENCY OF ADMINISTRATION
MONTPELIER, VERMONT

REST AREA REHABILITATION IM-BLDG(2)
LYNDON I-91 SOUTHBOUND
HEATING & VENTILATING — DEMOLITION & RENOVATION FLOOR PLANS, LEGEND, SECTION.

| DATE | SCALE | REVISIONS | DRAWING NO |
|---|---|---|---|
| 6-9-95 | 1/4"=1'-0" | | HV-1 |
| DRAWN BY: KA | APPROVED BY: NFL | DRAWING NAME: HEATING & VENTILATING | SHEET 15 OF 29 |