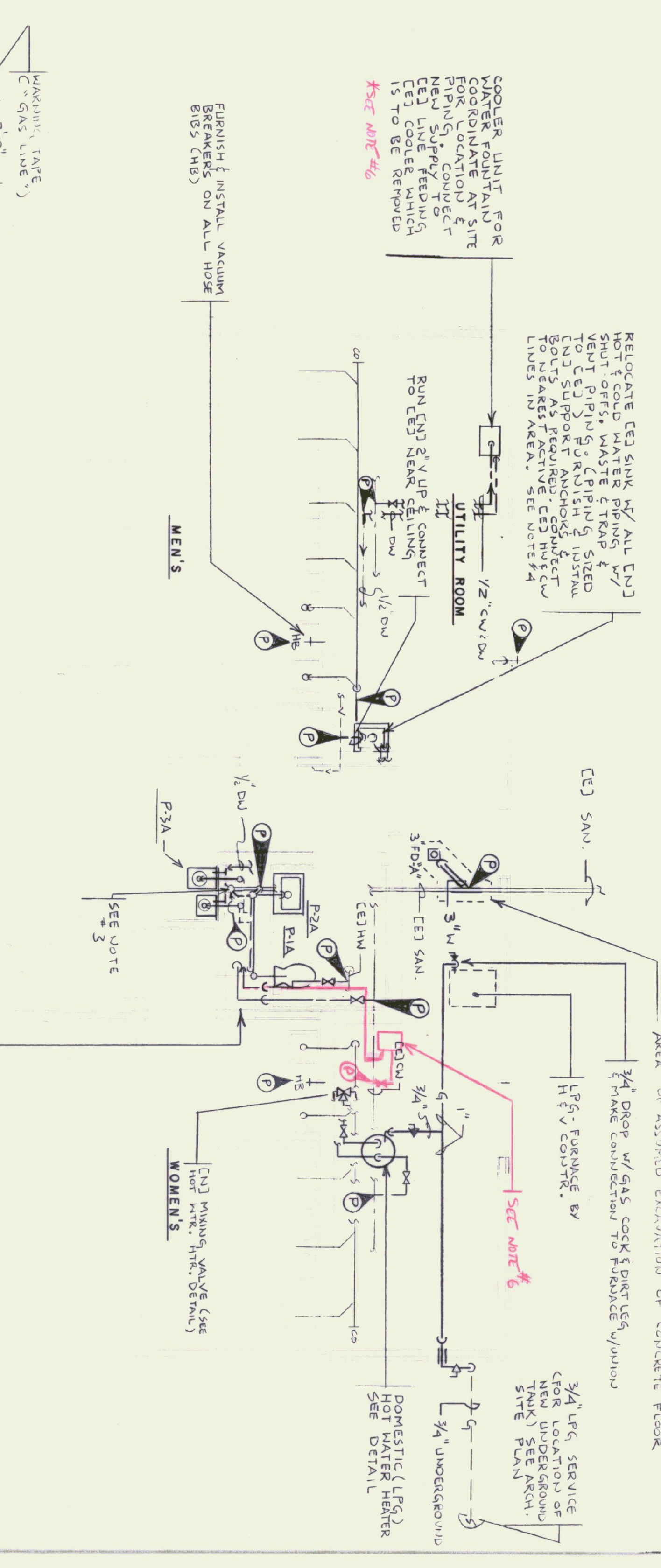

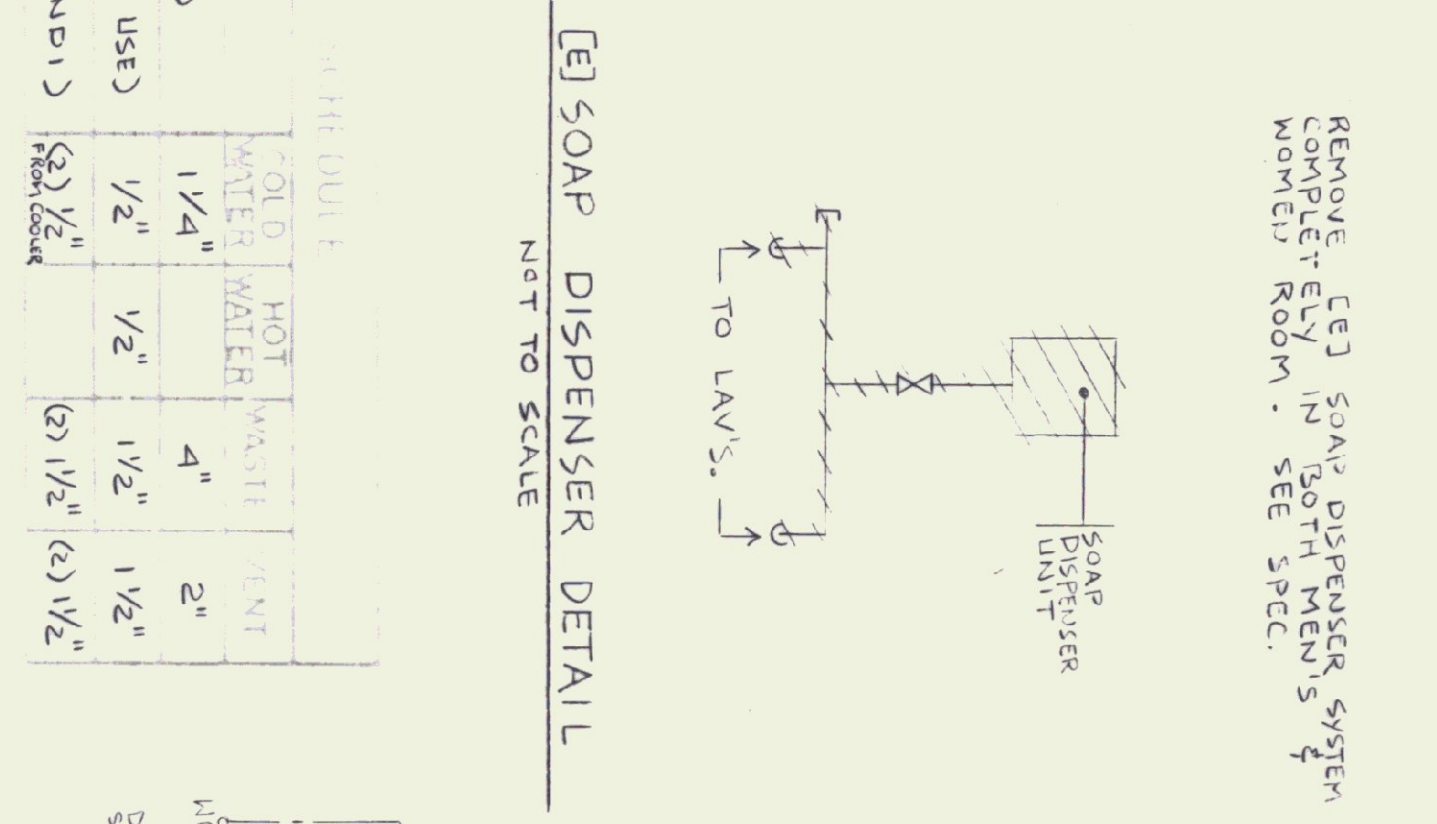
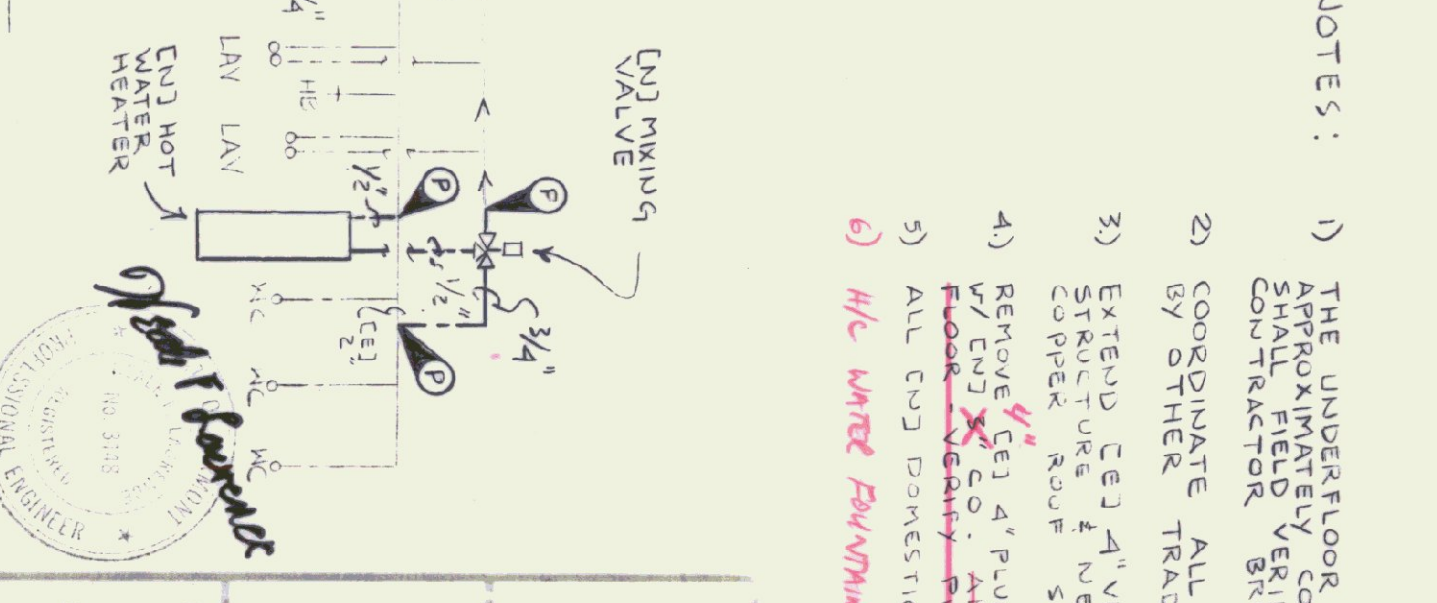
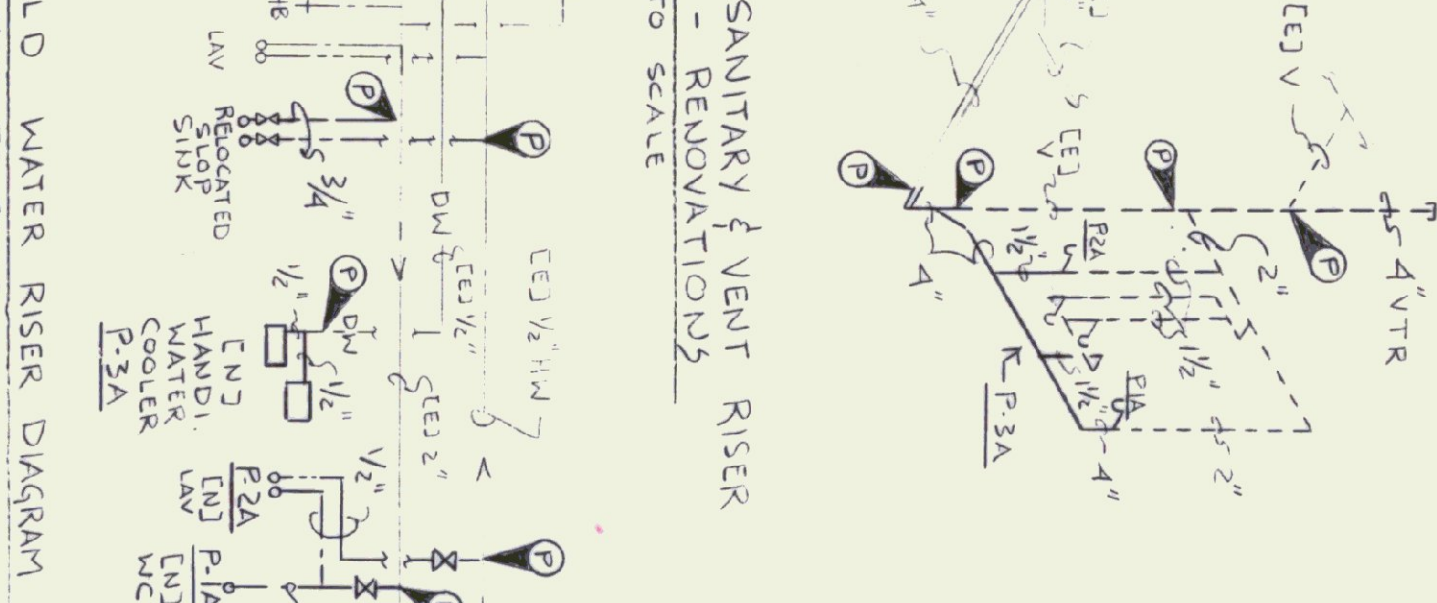


DEMOLITION - PLUMBING - EXISTING FLOOR PLAN
S SCALE: 1/4" = 1'-0"

MARK	FIXTURE	DESCRIPTION
P-1A	WATER CLOSET (HANDICAP USE)	
P-2A	SINK - WALL HUNG (HANDICAP USE)	
P-3A	DOUBLE WATER COOLER (REG & HAND)	



RENOVATION - PLUMBING FLOOR PLAN
SCALE: 1/4" = 1'-0"



NOTES:

- 1) THE UNDERGROUND SANITARY SYSTEM PIPING IS ASSUMED TO BE APPROXIMATELY CORRECT. HOT WATER RISER TO BE LOCATED PRIOR TO THE GENERAL CONTRACTOR BREAKING UP THE FLOOR.
- 2) COORDINATE ALL WORK W/ EXISTING CONDITIONS & END WORK BY OTHER TRADES.
- 3) EXTEND CEJ 4" VENT OR RISER TO 4" VENT UP THRU EXISTING ROOF STRUCTURE & NEW ROOF. THIS CONTRACTOR TO PROVIDE NEW 100% COPPER ROOF STEEL TO ROOFING SUB-CONTRACTOR.
- 4) REMOVE CEJ 4" PIPING AT END OF SANITARY WASTE LINE & CONNECT DN7 3/4" WASTE W/ DN7 3/4" PIPING. ~~REMOVE CEJ 4" PIPING AT END OF SANITARY WASTE LINE & CONNECT DN7 3/4" WASTE W/ DN7 3/4" PIPING. REMOVE CEJ 4" PIPING AT END OF SANITARY WASTE LINE & CONNECT DN7 3/4" WASTE W/ DN7 3/4" PIPING.~~
- 5) ALL DN7 DOMESTIC HOT WATER PIPING TO BE 1/2"
- 6) H/C WHITE PLYWOOD CHILLER UNIT - RELOCATED WORK

STATE OF VERMONT
DEPARTMENT OF STATE BUILDINGS
AGENCY OF ADMINISTRATION
KATHLEEN YEMM
REST AREA REHABILITATION 174 BLDG (2)
LYNDON I-91 SOUTHBOUND
PLUMBING - DEMOLITION & RENOVATION
FLOOR PLANS, SCHEDULE, DETAIL & LEGEND
DATE: 6-9-95
SCALE: 1/4" = 1'-0"
DRAWING NO: P-1
SHEET: 14 OF 29
DRAWN BY: KA, GN
APPROVED BY: NFL
PLUMBING