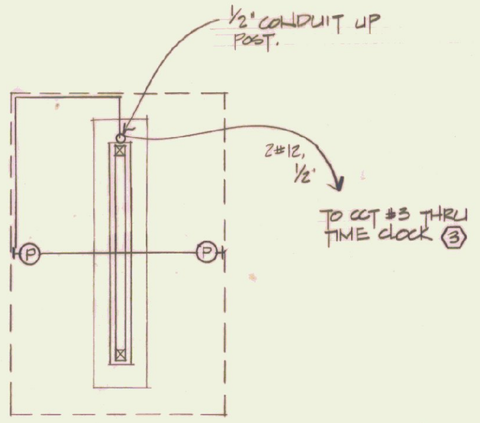

ELECTRICAL: KIOSK FLOOR PLAN
1/4" = 1'0"

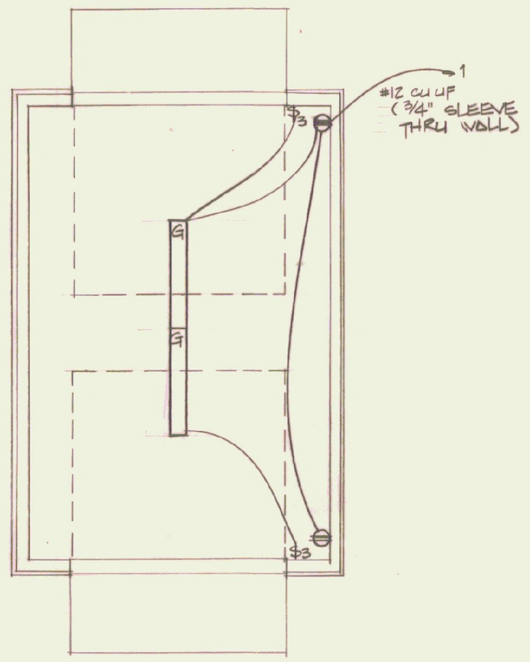

ELECTRICAL: UTILITY BUILDING PLAN
1/4" = 1'0"

PLAN NOTES

① SWITCH BANK - SMALL CASE LETTERS DENOTE FIXTURES TO BE OPERATED. "D" DENOTES DIMMER SWITCH. SWITCH LEGS ARE NOT SHOWN ON PLAN.

② PROVIDE AND INSTALL FOUR EMPTY 3/4" CONDUITS WITH PULL WIRES UNDERGROUND FROM TELEPHONE BACKBOARD TO THIS LOCATION. VERIFY EXACT LOCATION AND DETAILS WITH ARCHITECT.

③ TIME CLOCK FOR KIOSK AND EXTERIOR LIGHTS SHALL BE 120 VOLT, SPST, 24 HOUR DIAL: MOUNT IN THE MECHANICAL ROOM ADJACENT TO MAIN PANEL.

④ PROVIDE AND INSTALL WIRING FROM EXISTING POLE LIGHT CIRCUIT TO PANEL THROUGH NEW TIME CLOCK 240 VOLT, DPST, 24 HOUR DIAL: MOUNT IN THE MECHANICAL ROOM ADJACENT TO MAIN PANEL.

⑤ FIELD VERIFY EXACT LOCATION OF ATTIC ACCESS PANEL: LOCATE "D" FIXTURE ACCORDINGLY.

⑥ PROVIDE AND INSTALL FOUR "G" FIXTURES, ONE SINGLE POLE SWITCH, ONE DUPLEX RECEPTACLE AND FOUR 200 DEGREE HEAT DETECTORS IN ATTIC SPACE. MOUNT SWITCH AT TOP OF ATTIC ACCESS STAIR WAY.

⑦ PROVIDE AND INSTALL EMPTY 4" SCHEDULE 40 PVC WITH NYLON PULL WIRE FROM TELEPHONE COMPANY'S CONNECTION ON THE SITE TO THE BACKBOARD WHERE SHOWN ON THE PLANS. PROVIDE AND INSTALL 4' X 8' X 3/4" PLYWOOD BACKBOARD PAINTED TWO COATS OF GRAY. ALL TELEPHONE CABLE AND TERMINATION DEVICES SHALL BE PROVIDED AND INSTALLED BY OWNER. ELECTRICAL CONTRACTOR SHALL VERIFY ALL REQUIREMENTS WITH LOCAL TELEPHONE COMPANY.

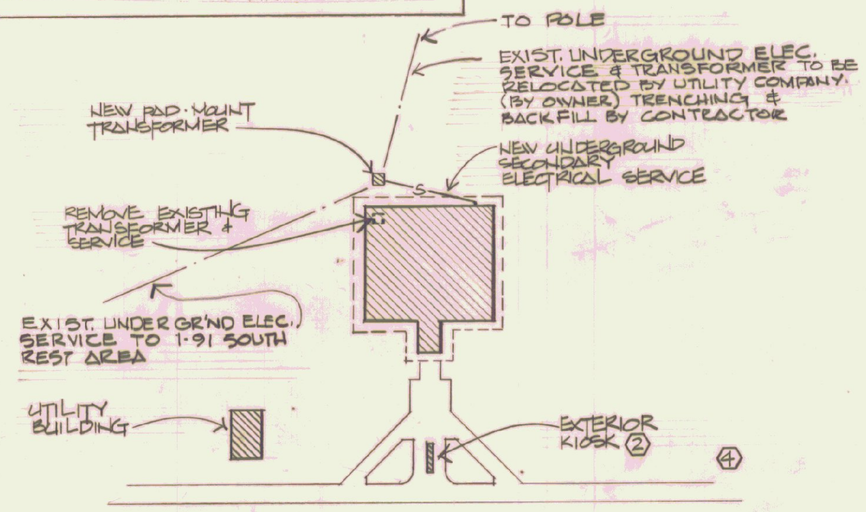

ELECTRICAL: SITE PLAN
1" = 40'0"



ELECTRICAL: FLOOR PLAN
1/4" = 1'0"

ELECTRICAL FLOOR PLANS

ARCHITECT: THOMAS B. LEYTHAM
50 STATE STREET MONTPELIER, VERMONT 05602 802 229 0430

MECHANICAL/ELECTRICAL: AVENGCO
83 S. MAIN STREET WATERBURY, VERMONT 05676 802 244 8802

LANDSCAPE: THE CAVENDISH PARTNERSHIP
BOX 466 CAVENDISH, VERMONT 05142 802 226 7220

STRUCTURAL: CHENETTE ENGINEERING
50 STATE STREET MONTPELIER, VERMONT 05602 802 229 1442

GRAPHIC SYSTEMS: HUSTON & CO.
BOX 1034 BURLINGTON, VERMONT 05401 802 864 5928

STATE OF VERMONT
DEPARTMENT OF STATE BUILDINGS
AGENCY OF ADMINISTRATION
MONTPELIER. VERMONT

BRADFORD I-91 NORTHBOUND REST AREA REHABILITATION

drawing number: E1

date: 24 SEPT. 1993

SHEET 18 OF 24