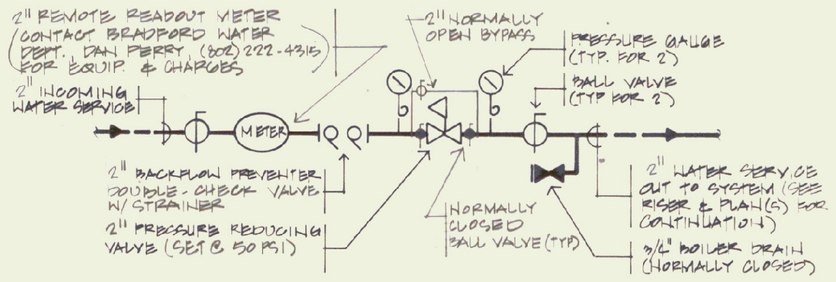

(A) WATER SERVICE ENTRANCE SCHEMATIC

NOT TO SCALE

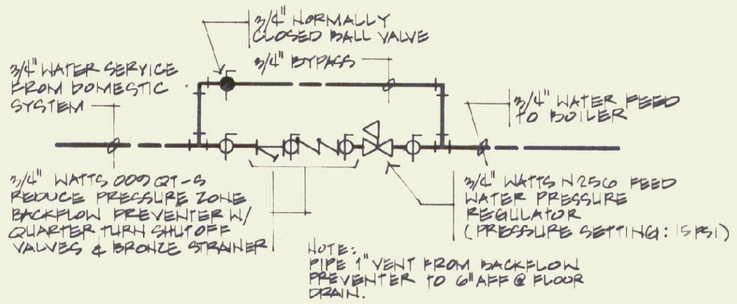

(B) COMMERCIAL BOILER FEED CONNECTION

N.T.S.

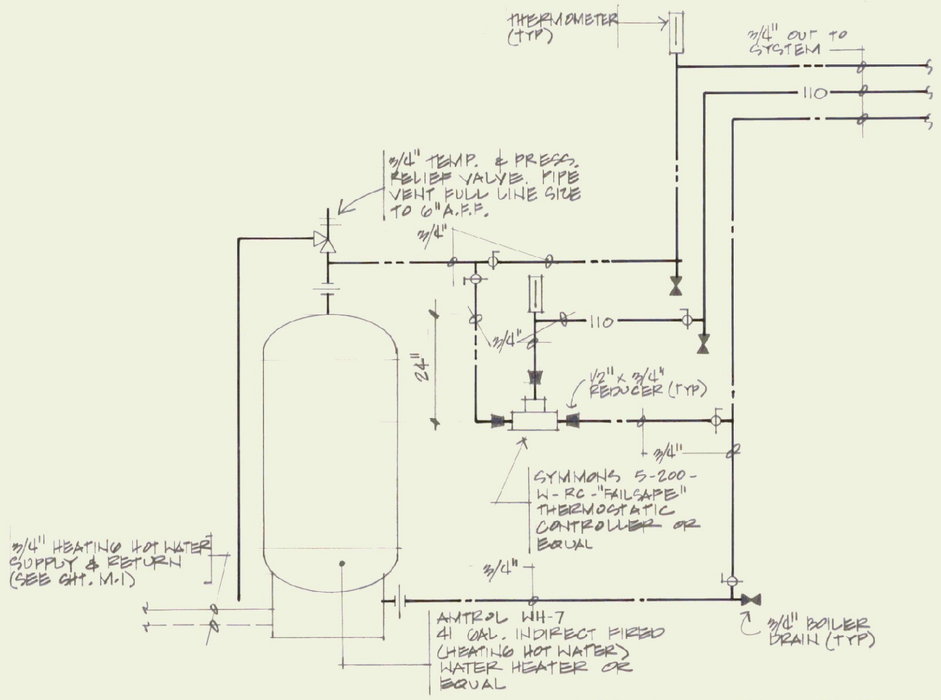

(C) DOMESTIC HOT WATER HEATER & TEMPERING VALVE

N.T.S.

PLUMBING LEGEND

- (S,W) SOIL, WASTE OR SANITARY SEWER
- (V) SOIL, WASTE OR SANITARY VENT
- (CD) CONDENSATE DRAIN
- (CW) DOMESTIC COLD WATER
- (HW) DOMESTIC HOT WATER
- (110) TEMPERED DOMESTIC HOT WATER
- PIPE UP (Elbow)
- PIPE DOWN (Elbow)
- BALL VALVE
- BALL VALVE (Normally closed)
- CHECK VALVE
- BOILER FEED/PRESSURE REDUCING VALVE
- UNION
- STRAINER
- PRESSURE GAUGE
- THERMOMETER
- BACKFLOW PREVENTER
- WATER HAMMER ARRESTOR (Letter denotes size, see schedule sht. P-2)
- WH EXTERIOR WALL HYDRANT
- 4" FCO FLOOR CLEANOUT (Number denotes pipe size)
- CONNECT TO EXISTING
- DETAIL (Top letter denotes detail) (Bottom number denotes sht.# found)
- A.F.G. ABOVE FINISH GRADE
- A.F.F. ABOVE FINISH FLOOR
- VTR VENT THRU ROOF
- FOS FUEL OIL SUPPLY
- FOR FUEL OIL RETURN

WATER HAMMER ARRESTOR SCHEDULE

MARK (ORDER PER PDI STANDARD)	WATTS #15 SIZE	FIXTURE UNIT TOTAL
A	1/2"	1 - 11
B	3/4"	12 - 32
C	1"	33 - 60
D	1 1/4"	61 - 113
E	1 1/2"	114 - 154
F	2"	155 - 330

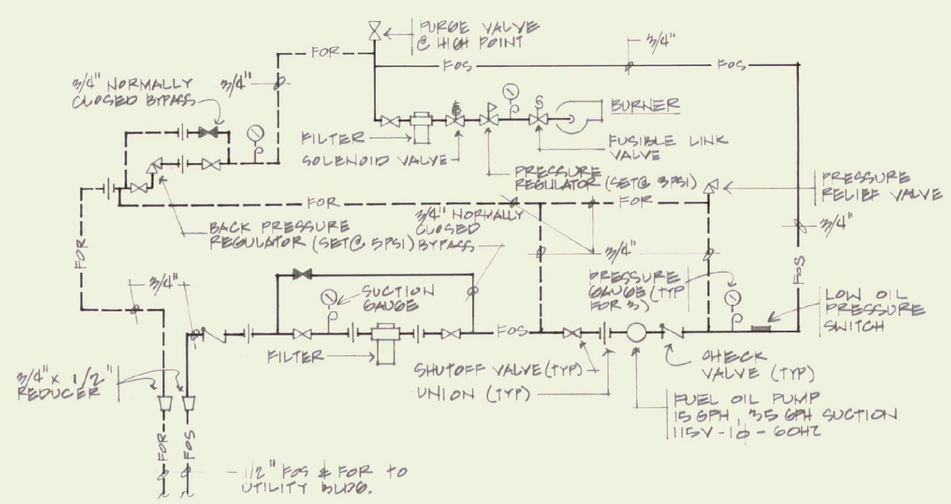

#2 FUEL OIL PIPING SCHEMATIC

N.T.S.

PLUMBING FIXTURE SCHEDULE

MARK	FIXTURE DESCRIPTION	CONNECTIONS W	CONNECTIONS V	CONNECTIONS CW	CONNECTIONS HW
P-1	P-1 WATERCLOSET - American Standard "Afwall Water-Saver" 2258.125 (1.6 gals. per flush) wall-mounted vitreous china siphon-jet elongated bowl with 1-1/2" back spud; Zurn ZR-1203 "Rigid System" siphon-jet horizontal adjustable concealed carrier; Sloan "Optima" 152-1.5ES-S water-saving sensor operated flush valve with vacuum breaker; Olsonite #95 open front seat less cover. Flood rim height shall be 14" A.F.F..	4"	2"	1"	—
P-2	P-2 HANDICAPPED WATERCLOSET - Same as fixture P-1, except mount flood rim of watercloset at 18" A.F.F..	4"	2"	1"	—
P-3	P-3 URINAL - American Standard "Washbrook" 6506.011 (1.0 gal. per flush) wall hung vitreous china washout-action urinal with 3/4" back spud inlet; Zurn ZR-1222 "Rigid System" adjustable concealed urinal carrier; Sloan "Royal Optima" 195-1ES-S sensor operated flush valve with vacuum breaker. Mount top of urinal flood rim @ 24" A.F.F..	2"	2"	3/4"	—
P-4	P-4 HANDICAPPED URINAL - Same as fixture P-3, except mount top of urinal flood rim @ 17" A.F.F..	2"	2"	3/4"	—
P-5	P-5 COUNTERTOP HANDICAPPED LAVATORY - American Standard "Aqualyn" 0476.028 20" x 17" self-rimming vitreous china lavatory with 4" centers; Sloan "Optima" ELF-10 (0.5 gpm restricted flow) sensor operated faucet; Sloan ETF-312A 4" trim plate; Sloan EL-150-LL-T sensor with 30 second time out; 3/8" all metal loose-key angle supplies with vertical tube and stops; American Standard 2411.015 1-1/4" tailpiece with grid strainer; 1-1/4" 17 ga. chrome plated cast brass P-trap. Insulate all exposed piping beneath lavatory with Truebro "Handi-Guard" insulation kit Model #102.	2"	1 1/2"	1/2"	1/2"
P-6	P-6 WALL HUNG LAVATORY - American Standard "Lucerne" 0355.012 20-1/2" X 18-1/4" vitreous china wall mounted lavatory mounted on Zurn ZN-1231 paraplegic concealed arm carrier; Sloan "Optima" ELF-10 (0.5 gpm restricted flow) sensor operated faucet; Sloan ETF-312A 4" trim plate; Sloan EL-150-LL-T sensor with 30 second time out; 3/8" all metal loose-key angle supplies with vertical tube and stops; American Standard 2411.015 1-1/4" tailpiece with grid strainer; 1-1/4" 17 ga. chrome plated cast brass P-trap.	2"	1 1/2"	1/2"	1/2"
P-7	P-7 WALL HUNG HANDICAPPED LAVATORY - Same as fixture P-6, except insulate all exposed piping beneath lavatory with Truebro "Handi-Guard" insulation kit Model #102. Lavatory shall be mounted with a clearance of at least 29" from the floor to the bottom of the apron. Knee, toe and other clearances shall comply with ANSI A117.1-1986.	2"	1 1/2"	1/2"	1/2"
P-8	P-8 VENDING MACHINE WATER CONNECTION - Plumbing Contractor to provide and install 1/2" cold water supply and shutoff to rear of vending machine area. Final connection to vending machine is to be made by venders'supplier.	—	—	1/2"	—
P-9	P-9 HANDICAPPED WATERCOOLER - Elkay EHFR-7 fully recessed, front push-bar operated, barrier-free watercooler; Zurn ZR-1225 paraplegic concealed chair carrier; chiller - 7.6 gph (50 degree drinking water), 4.8 amps, 390 watts, 1/5 h.p.. Mount bubbler a minimum of 36" A.F.F..	2"	1 1/2"	1/2"	—
P-10	P-10 WORKROOM SINK - Elkay "Lustertone" LR-2522 25" X 22" X 7-1/2" deep single compartment self-rimming 18 ga. type 302 stainless steel sink; Chicago Faucet Co. #786 dual control gooseneck faucet with 4" blade handles; Elkay LK-99 drain outlet with stainless steel removable basket strainer and 1-1/2" tailpiece; 1-1/2" 17ga. chrome plated cast brass p-trap; 3/8" all-metal loose-key angle supplies with vertical tubes and stops.	2"	1 1/2"	1/2"	1/2"
P-11	P-11 MOP RECEPTOR - Fiat MSB-2424 24" X 24" X 10" high molded stone, floor mounted service basin with Fiat 830-AA wall mounted dual control handle faucet, wall brace and vacuum breaker; Fiat 832-AA hose/hose bracket; Fiat 889-CC mop hanger.	3"	2"	1/2"	1/2"
WH	WH EXTERIOR WALL HYDRANT - Woodford Model 65 concealed-type automatic draining, vacuum breaker-backflow protected frostproof wall hydrant enclosed within a flush mounting box. Equipped with loose key. Mount approximately 24" A.F.G..	—	—	3/4"	—
FD-A	FD FLOOR DRAIN - Zurn ZN-415-AR-VP floor drain, Dura-coated cast iron body with bottom outlet, combination membrane clamp with adjustable type "B" nickel bronze strainer, acid resisting epoxy coated finish and vandal proof secured top. Coordinate finish floor level with General Contractor.	NOTED	—	—	—
FD-B	FD FLOOR DRAIN - Zurn Z-505-C 12" dia. top, heavy-duty drain, Dura-coated cast iron body with bottom outlet, seepage pan, clamping collar and heavy-duty cast iron anti-tilt slotted grate. Coordinate finish floor level with General Contractor.	NOTED	—	—	—
FCO	FCO FLOOR CLEANOUT - Zurn ZN-1400-DC-VP Dura-coated cast iron cleanout with round, heavy-duty, nickel bronze top, membrane flange, Duresist finish and vandal proof secured top. Coordinate finish floor level with General Contractor.	NOTED	—	—	—

STATE OF VERMONT
BUD HALLENGREN
No. 3322
REGISTERED
PROFESSIONAL ENGINEER

ARCHITECT: THOMAS B. LEYTHAM
50 STATE STREET MONTPELIER, VERMONT 05602 — 802 229 0430
MECHANICAL/ELECTRICAL: AVENGCO
83 S. MAIN STREET WATERBURY, VERMONT 05678 — 802 244 8802
LANDSCAPE: THE CAVENDISH PARTNERSHIP
BOX 466 CAVENDISH, VERMONT 05142 — 802 226 7220
STRUCTURAL: CHENETTE ENGINEERING
50 STATE STREET MONTPELIER, VERMONT 05602 — 802 229 1442
GRAPHIC SYSTEMS: HUSTON & CO.
BOX 1034 BURLINGTON, VERMONT 05401 — 802 864 5928

PLUMBING DETAILS & FIXTURE SCHEDULE

STATE OF VERMONT
DEPARTMENT OF STATE BUILDINGS
AGENCY OF ADMINISTRATION
MONTPELIER, VERMONT

BRADFORD I-91 NORTHBOUND REST AREA REHABILITATION

drawing number: P2

date: 24 SEPT 1993

SHEET 17 OF 24