DOOR SCHEDULE

DOOR #	SIZE	LABEL	DOOR ELEV	MATERIAL	FRAME ELEV	MATERIAL	DETAILS	HARDWARE SET	REMARKS
1A	PAIR 3070+/-		1	ST. STEEL/GLASS	1	1 5/8" PTD. STEEL	1 SIM.	01 - PUSH/PULL	FIELD VERIFY EXACT SIZE. ELECTRIC STRIKE & TIMER.
1B	PAIR 3070+/-		1	ST. STEEL/GLASS	1	1 5/8" PTD. STEEL	1 SIM.	06 - PUSH/PULL	FIELD VERIFY EXACT SIZE. ELECTRIC STRIKE & TIMER
2	PAIR SLIDING 3676+/-		2	CUSTOM WOOD/GLASS	2	5/4 WOOD	2,13	11 - BARN DOOR	FIELD VERIFY EXACT SIZE. TRANSOM ABOVE.
3	3468		3	SC WOOD	3	2" METAL	3	03 - RESTROOM	TRANSOM ABOVE
4	3468		3	SC WOOD	3	2" METAL	3	03 - RESTROOM	TRANSOM ABOVE
5	3468 + SIDELIGHT		3	SC WOOD	5	5/4 WOOD	7	04 - OFFICE	SIDELIGHT
6	3468		3	SC WOOD	2	5/4 WOOD	6	05 - CLASSROOM	PROVIDE LOUVER SIMILAR TO DOOR 4
7	3468		4	SC WOOD	2	5/4 WOOD	6	06 - PUSH/PULL/DEAD	GLASS LIGHT AND LOUVER
8	3468		4	SC WOOD	2	5/4 WOOD	6	06 - PUSH/PULL/DEAD	GLASS LIGHT AND LOUVER
9	3468		4	SC WOOD	2	5/4 WOOD	6	06 - PUSH/PULL/DEAD	GLASS LIGHT AND LOUVER
10	3468		3	SC WOOD	2	5/4 WOOD	6	05 - CLASSROOM	
11	3468	B - 3/4 HR	5	FLUSH METAL	4	2" METAL	4	07 - PASSAGE	
12	4068	B - 1 1/2 HR	5	FLUSH METAL	4	2" METAL	5	07 - PASSAGE	
13	PAIR OF 3668		5	INSUL. FLUSH METAL	2	5/4 WOOD	12 - A22	08 - STOREROOM	ACTIVE/PASSIVE LEAF, ELECTRIC STRIKE, CARDREADER
14	PAIR OF 3068		5	INSUL. FLUSH METAL	2	5/4 WOOD	11 - A6	09 - CLASSROOM	ACTIVE/PASSIVE LEAF
15	2868		5	INSUL. FLUSH METAL	2	5/4 WOOD	11 - A6 SIM	10 - CLASSROOM	
16	12070 OVERHEAD DOOR								

NOTE- DOORS 1A AND 1B DOOR AND FRAME PROVIDED UNDER STEEL DOOR AND WINDOW SECTION

ROOM FINISH SCHEDULE

NOTE: EXTERIOR WALLS HAVE 1/2" SHEATHING INSTEAD OF GB

ROOM #	NAME	FLOOR	BASE	WALLS	CEILING	REMARKS
1A	VESTIBULE	METAL GRID w/ GRANITE ACCENT/BRICK	WD	VERTICAL SHIPLAP WOOD 6" OC/FURRING/1/2" GB	EXPOSED BEAMS/WOOD DECKING	
1B	ENTRY	BRICK w/ GRANITE ACCENT	WD/MTL	VERTICAL SHIPLAP WOOD 6" OC/FURRING/1/2" GB	EXPOSED BEAMS/WOOD DECKING	
2	WC 1	12 X 12 TILE	TILE COVE	6X8 TILE/1/2" BACKER BD	SHIPLAP WOOD 6" O.C.	
3	WC 2	12 X 12 TILE	TILE COVE	6X8 TILE/1/2" BACKER BD	SHIPLAP WOOD 6" O.C.	
4	INFORMATION	BRICK w/ GRANITE ACCENT	7 1/2" WOOD	VERTICAL SHIPLAP WOOD 6" OC/FURRING/1/2" GB	EXPOSED TRUSSES/WOOD DECKING	
5	OFFICE	SHEET LINOLEUM	4" WOOD	5/8" PGB/HORIZONTAL WD ON BACK WALL	EXPOSED BEAMS/WOOD DECKING	
6	HALL 1	BRICK w/ GRANITE ACCENT	WOOD	HORIZONTAL SHIPLAP WOOD 6" OC/1/2" GB	SHIPLAP WOOD 6" O.C./WOOD DECKING/BEAMS	VERTICAL WOOD ON COMMON WALL WITH INFORMATION
7	JANITOR	SEALED CONCRETE TOPPING SLAB	TILE/WOOD	6X8 TILE TO 4'-8"/1/2" BACKER BD/5/8" PGB	EXPOSED BEAMS/WOOD DECKING	
8	WOMEN	12 X 12 TILE	TILE COVE	6X8 TILE/1/2" BACKER BD HORIZ SHIPLAP 6" O.C./1/2" GB	EXPOSED BEAMS/WOOD DECKING	
9	HALL 2	SHEET LINOLEUM	4" WOOD	5/8" PGB/ PLYWD ACCESS PANELS	5/8" PGB	1/2" PGB ON DOOR TO WALL
10	FLEX	12 X 12 TILE	TILE COVE	6X8 TILE/1/2" BACKER BD HORIZ SHIPLAP 6" O.C./1/2" GB	SHIPLAP WOOD 6" O.C.	
11	MEN	12 X 12 TILE	TILE COVE	6X8 TILE/1/2" BACKER BD HORIZ SHIPLAP 6" O.C./1/2" GB	EXPOSED BEAMS/WOOD DECKING	
12	MECHANICAL	SEALED SLAB	4" WOOD	5/8" FIRETAPED GB	EXPOSED BEAMS/WOOD DECKING	
13	OIL	SEALED SLAB	CONC CURB	5/8" FIRETAPED GB - 2 LAYERS	5/8" FIRETAPED GB - 4 LAYERS	CEILING: 2 LAYERS GB, 1 1/2" WOOD SPACER, 2 LAYERS GB
14	WORK AREA	SHEET LINOLEUM	4" WOOD	5/8" PGB	5/8" PGB	NATURAL FINISH ON EXPOSED GLULAM BEAM
15	STAFF	SHEET LINOLEUM	4" WOOD	5/8" PGB	EXPOSED BEAMS/WOOD DECKING	
16	AIR 1	PTD. PLYWOOD SHEATHING	NONE	5/8" FIRETAPED GB	EXPOSED BEAMS/WOOD DECKING	
17	AIR 2	PTD.PLYWOOD SHEATHING	NONE	5/8" FIRETAPED GB	UNFINISHED GB SIP PANEL	
SERV. BLDG.		SEALED CONCRETE	CONC. WALL	1/2" PLYWOOD	N.A.	SEE A6

PGB = PAINTED GYPSUM BOARD GB = GYPSUM BOARD

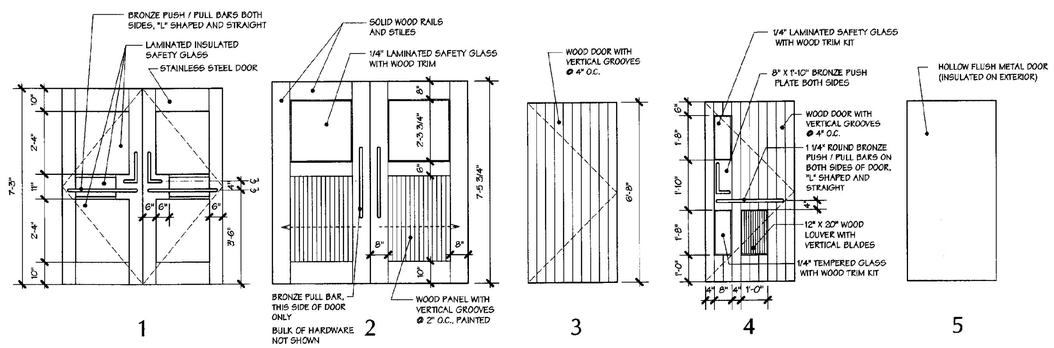

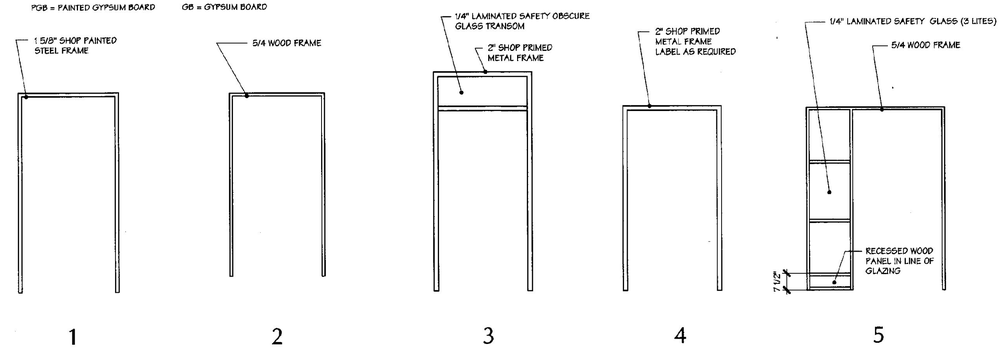

DOOR ELEVATIONS

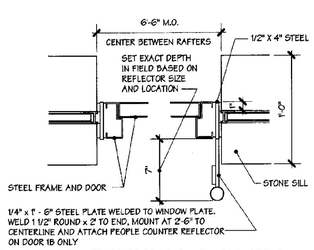

1 JAMB: DOOR 1A & 1B SIM.
1 1/2" = 1' - 0"

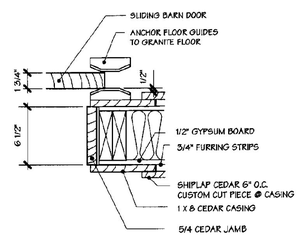

2 JAMB: DOOR 2
1 1/2" = 1' - 0"

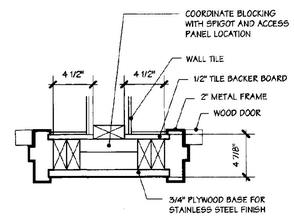

3 JAMB: DOORS 3,4
1 1/2" = 1' - 0" HEAD SIMILAR

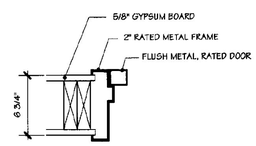

4 JAMB: DOOR 11
1 1/2" = 1' - 0" HEAD SIMILAR

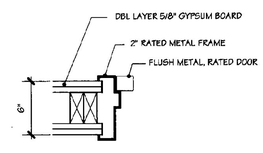

5 JAMB: DOOR 12
1 1/2" = 1' - 0" HEAD SIMILAR

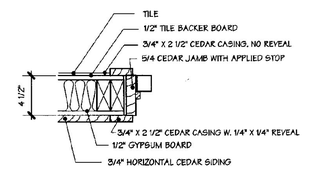

6 JAMB: DOORS 6 - 10
1 1/2" = 1' - 0"

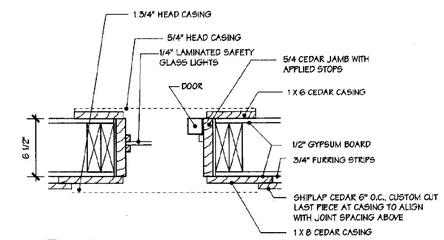

7 SIDELIGHT/JAMB: DOOR 5
1 1/2" = 1' - 0"

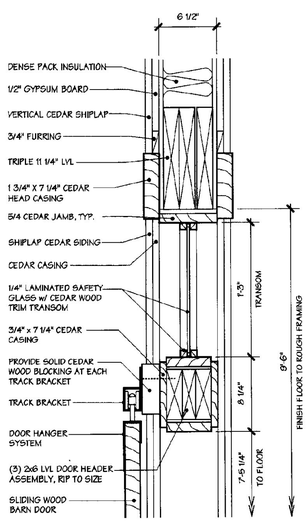

13 HEAD DETAIL @ DOOR 2
1 1/2" = 1' - 0"

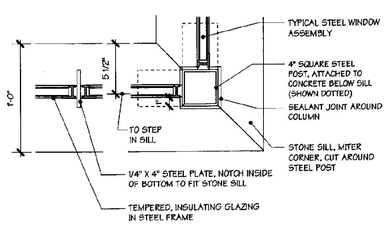

8 TYP WINDOW CORNER/MULLION
1 1/2" = 1' - 0"

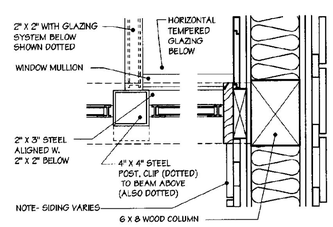

9 CORNER ABOVE
1 1/2" = 1' - 0"

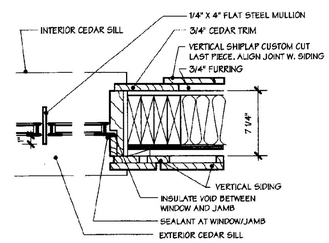

10 TYP WINDOW JAMB
1 1/2" = 1' - 0"

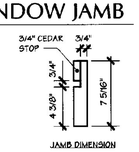

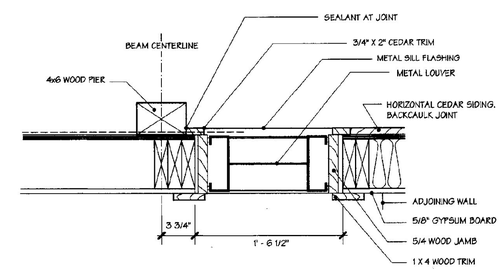

11 LOUVER @ PIER
1 1/2" = 1' - 0"

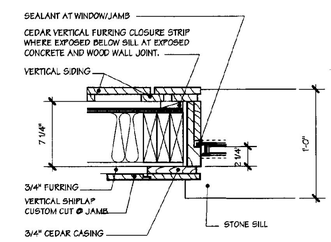

12 LOBBY WINDOW JAMB
1 1/2" = 1' - 0"

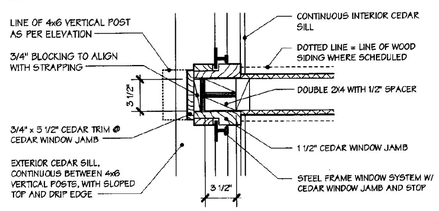

14 PLAN DETAIL @ BATHROOM
1 1/2" = 1' - 0"

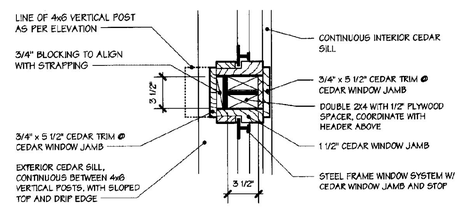

15 PLAN DETAIL @ BATHROOM
1 1/2" = 1' - 0"



JANUARY 16, 2001

A32nb

WILLISTON INFORMATION CENTER I89 Northbound

Project #: IM - BLDG (4)

DUNCAN • WISNIEWSKI ARCHITECTURE ■
255 SOUTH CHAMPLAIN STREET, BURLINGTON, VERMONT 05401 802.864.6693