



SECTION




ELEVATION




ELEVATION

1 MILLWORK DISPLAY UNIT 3  
3/4" = 1' - 0"  
SEE ALLOWANCES




PLAN




PLAN


2 MILLWORK DISPLAY UNITS 5 & 6  
3/4" = 1' - 0"  
SEE ALLOWANCES



ELEVATION



ELEVATION



SECTION

NOTE: THESE MILLWORK ITEMS ARE BY ALLOWANCE. THIS PAGE SHOWS THE APPROXIMATE OUTLINE AND SIZE OF INDIVIDUAL PIECES FOR FIGURING LABOR INSTALLATION ONLY

# WILLISTON INFORMATION CENTER 189 Southbound

Project #: IM - BLDG (4)

DUNCAN • WISNIEWSKI ARCHITECTURE  
235 SOUTH CHAMPLAIN STREET, BURLINGTON, VERMONT 05401 802.864.6693

