

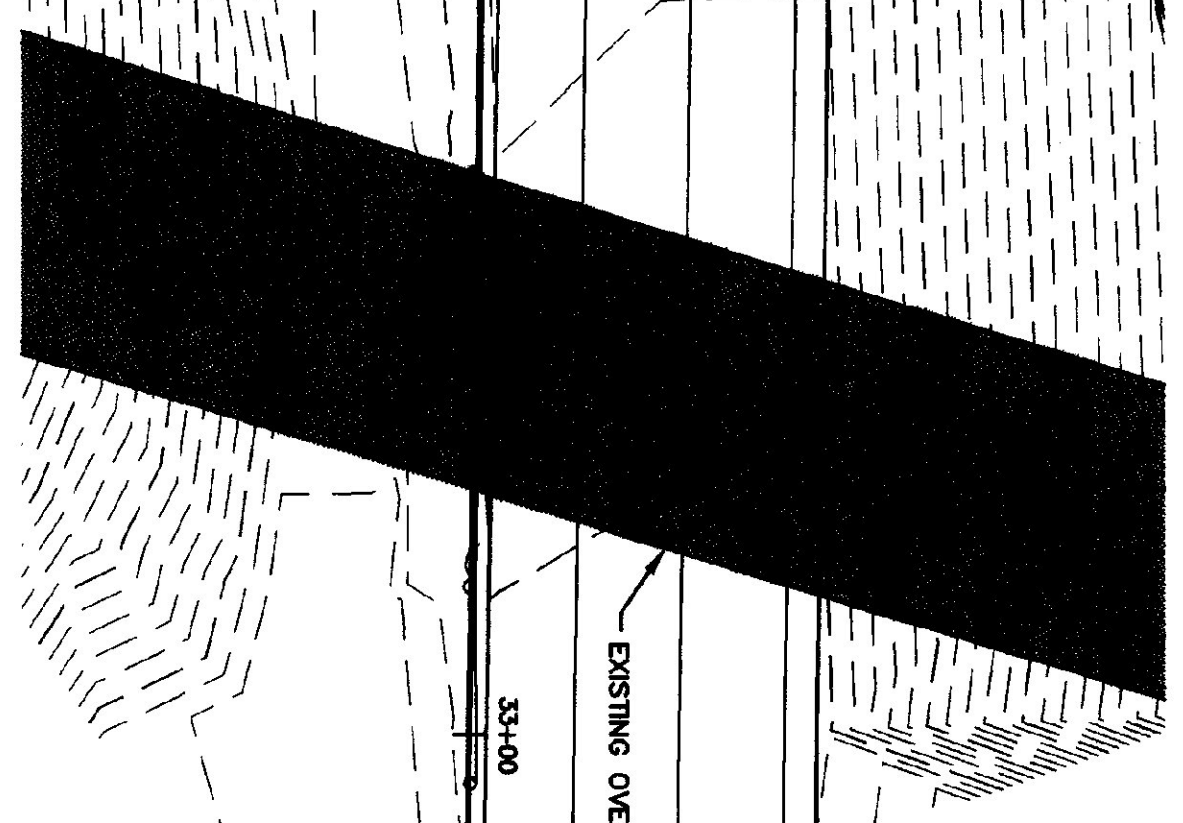

ACCEL LANE STATION 27+50 - 33+50

ACCEL LANE STATION STA 21+50 - 27+50

ACCEL LANE STATION 16+00 - 21+50

PARTIAL SITE PLANS

SCALE 1" = 20'




C7sb

19 SHEETS

**INTERSTATE 89 SOUTHBOUND
WILLISTON INFORMATION CENTER
ACCELERATION LANE PLAN**

WILLISTON VERMONT PROJECT # IM-BLDG(4)



CHAMPLAIN CONSULTING ENGINEERS

85 PRIM ROAD, P.O. BOX 453
COLCHESTER, VERMONT 05446
(802) 863-8060
(802) 864-1876 FAX

| REVISIONS | BY |
|-----------|----|
| | |
| | |
| | |

COPIRIGHT © 2001
CHAMPLAIN CONSULTING ENGINEERS
ALL RIGHTS RESERVED