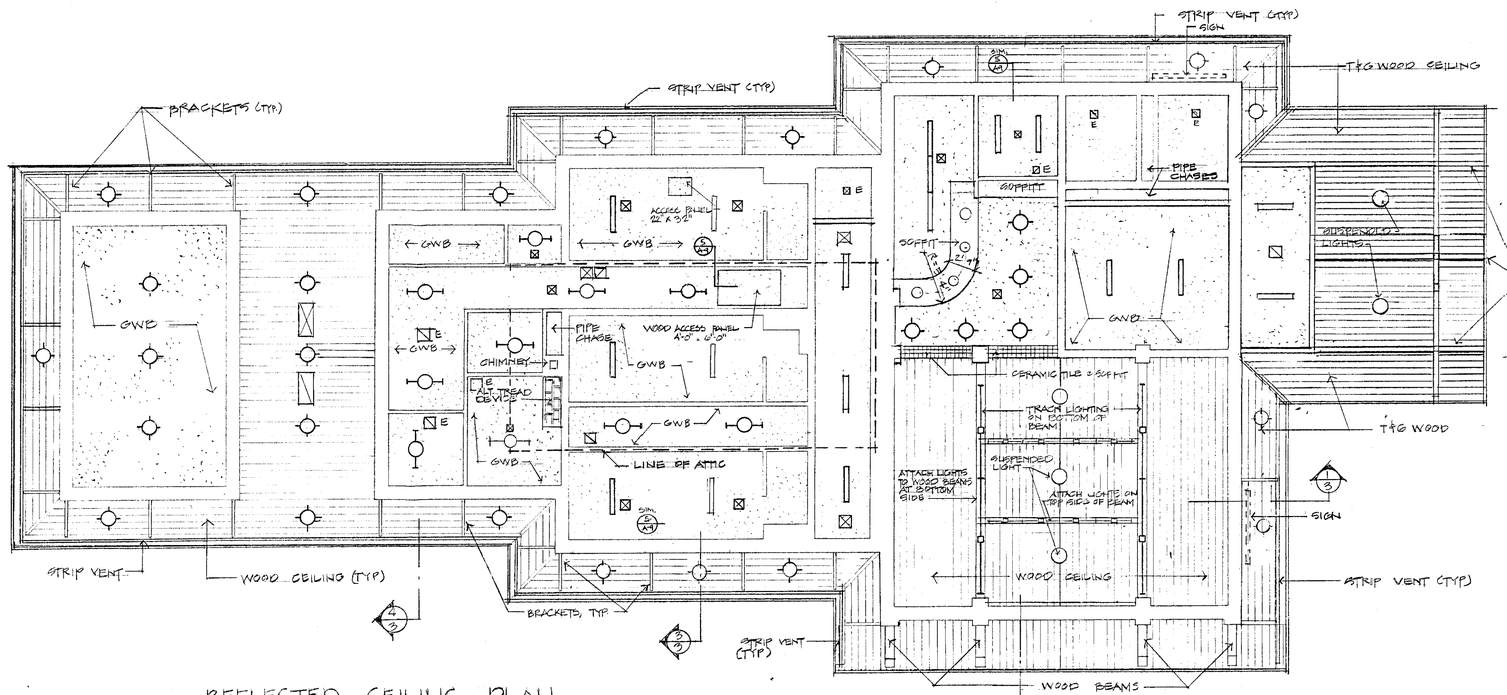

REFLECTED CEILING PLAN
@ MAIN FLOOR 1/8" = 1'-0"

0 4 8 16 FEET

SYMBOLS LIST

- PENDANT MOUNT FIXTURE
- CEILING MOUNT FIXTURE
- FLUORESCENT TROFFER
- FLUORESCENT OPEN STRIP
- TRACK LIGHTING
- E EXHAUST FAN
- RETURN AIR
- SUPPLY AIR
- PENDANT MOUNT EXIT SIGN

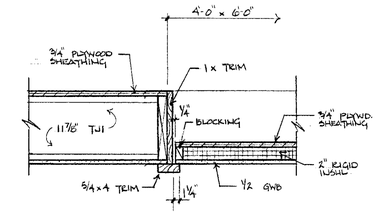

(5/A-9) ACCESS PANEL DETAIL
1" = 1'-0"

0 1 2 FEET

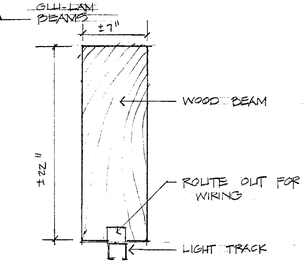

LIGHT DETAIL

LOOSE LINTEL SCHEDULE				
M.O.	BRICK	6"CMU	8"CMU	10"CMU
≤ 4'-0"	L3½x3½x5/16	WT4x5	(2)L3½x3½x5/16	(3)L3½x3½x5/16
≤ 6'-8"	L5x3½x5/16	WT4x5	(2)L5x3½x5/16	(3)5x3x5/16
≤ 8'-0"	L6x3½x5/16	WT7x11	(2)L6x3½x5/16	(3)6x3x5/16
>8'-0"	SEE STRUCT. DWGS			

NOTES: 1. USE THIS SCHEDULE FOR ALL LINTELS NOT SHOWN ON PLANS. REF. ARCH. PLANS FOR M.O. LOCATIONS & DIMENSIONS

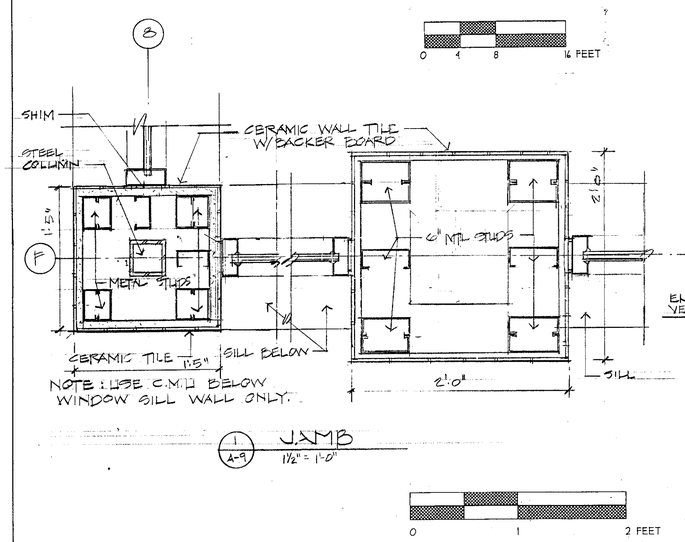

(1/A-9) JAMB
1½" = 1'-0"

0 1 2 FEET

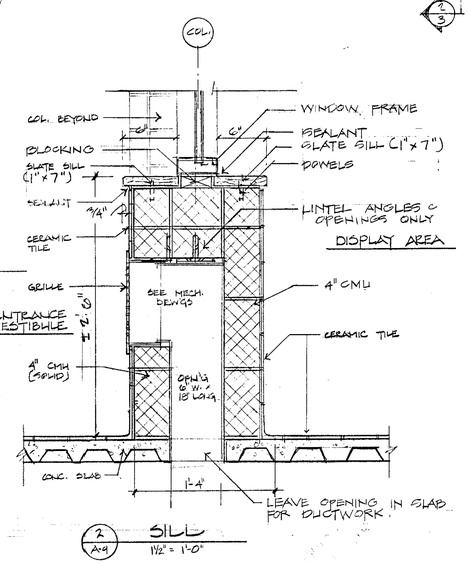

(2/A-9) SILL
1½" = 1'-0"

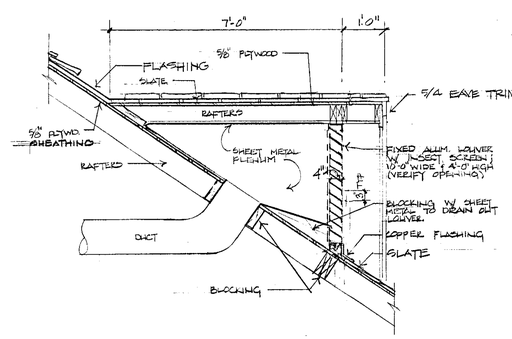

(3/A-9) DORMER/LOUVER DETAIL
1½" = 1'-0"

0 1 2 4 FEET

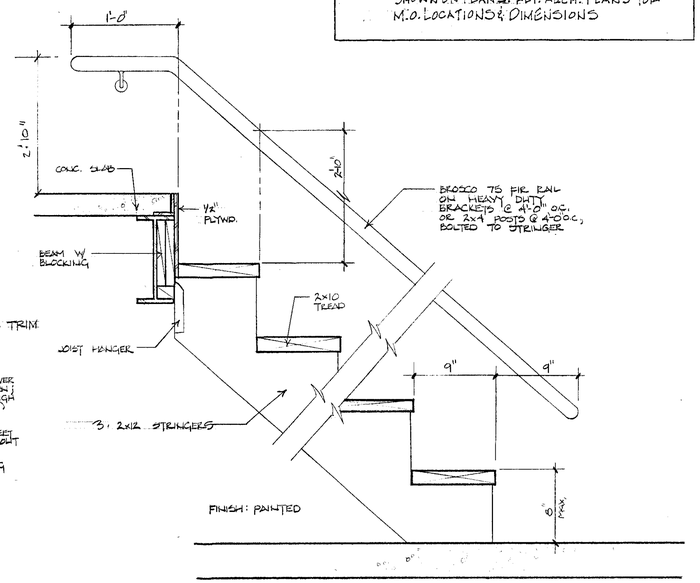

(4/A-9) STAIR/RAIL DETAIL
1½" = 1'-0"

N·B·F
Nimtz • Berryhill • Figiel
ARCHITECTS P.C.
24½ Center Street
Rutland, Vermont
0 5 7 0 1

Steven J. Banik, P.E.
STRUCTURAL ENGINEER
Cuttingsville, Vermont
0 5 7 3 8

LANE ASSOCIATES
CONSULTING ENGINEERS, P.C.
Rutland, Vermont
0 5 7 0 1

DuBois & King INC.
• Engineering • Planning
• Development • Management
Rutland, Vermont
0 5 7 0 1

Southbound I-91
Hartford
Travel and Information Center
Hartford, Vermont
Job Name

Reflected Ceiling Plan
Details
Sheet Title

10·31·00
Date

CLIENT REVIEW
Issued For

Project: Hartford
Project Number: 9203

A9

Sheet # 9 Of 28