


State of Vermont  
Department of Buildings and General Services  
INTERSTATE 89  
RANDOLPH NORTHBOUND, SOUTHBOUND & SHARON SOUTHBOUND REST AREAS  
RE-ROOF PROJECT  
Randolph & Sharon, Vermont

AGENCY OF ADMINISTRATION  
DEPT. OF BUILDINGS & GENERAL SERVICES  
2 GOVERNOR AIKEN AVENUE  
MONTPELIER, VERMONT 05633-5801  
THOMAS W. TORTI, COMMISSIONER



James H. Douglas  
Governor

June 2003

INDEX OF SHEETS

- A-1 RANDOLPH SOUTHBOUND REST AREA
- A-2 RANDOLPH NORTHBOUND REST AREA
- A-3 SHARON SOUTHBOUND REST AREA



PROJECT LOCATION MAP



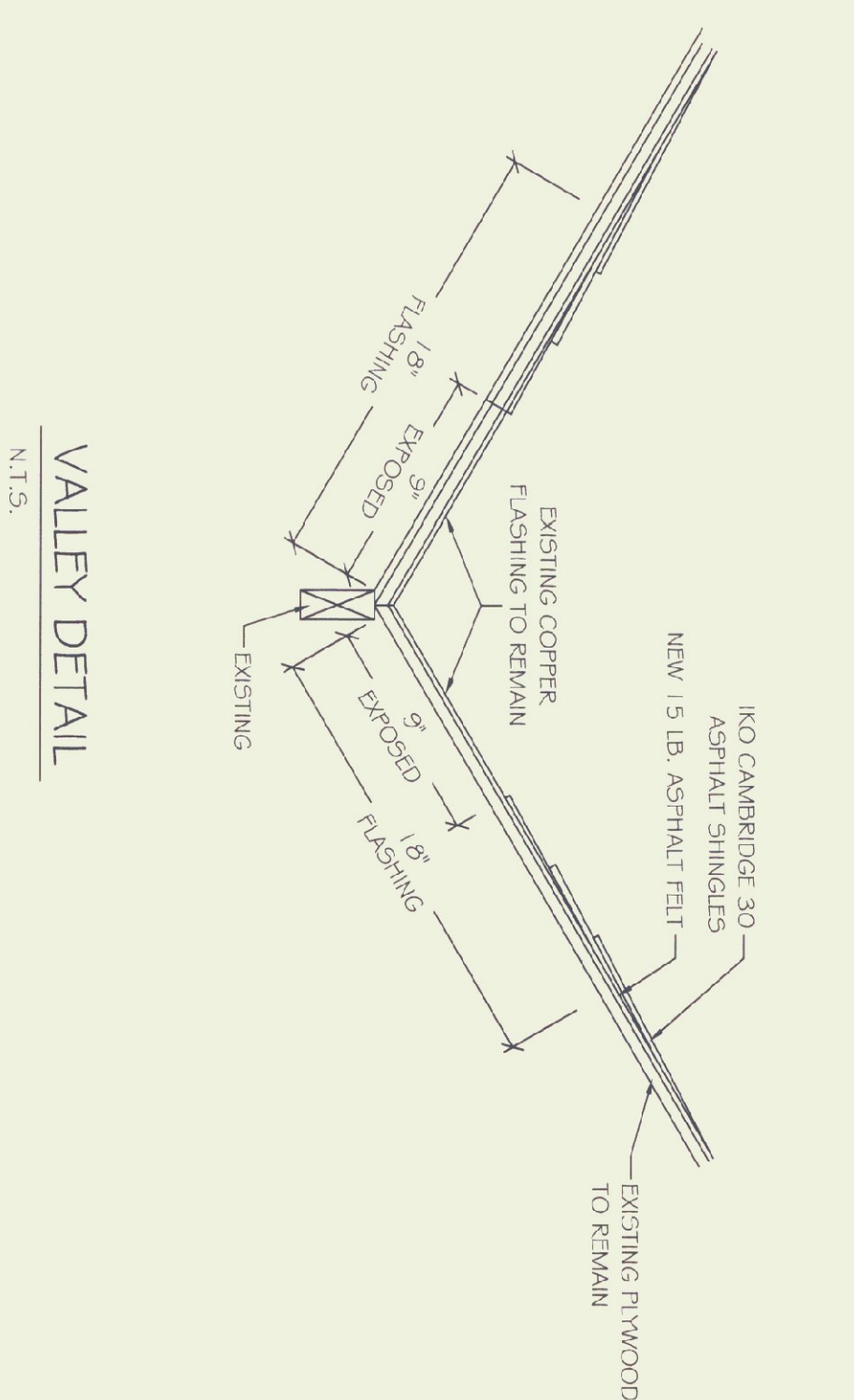
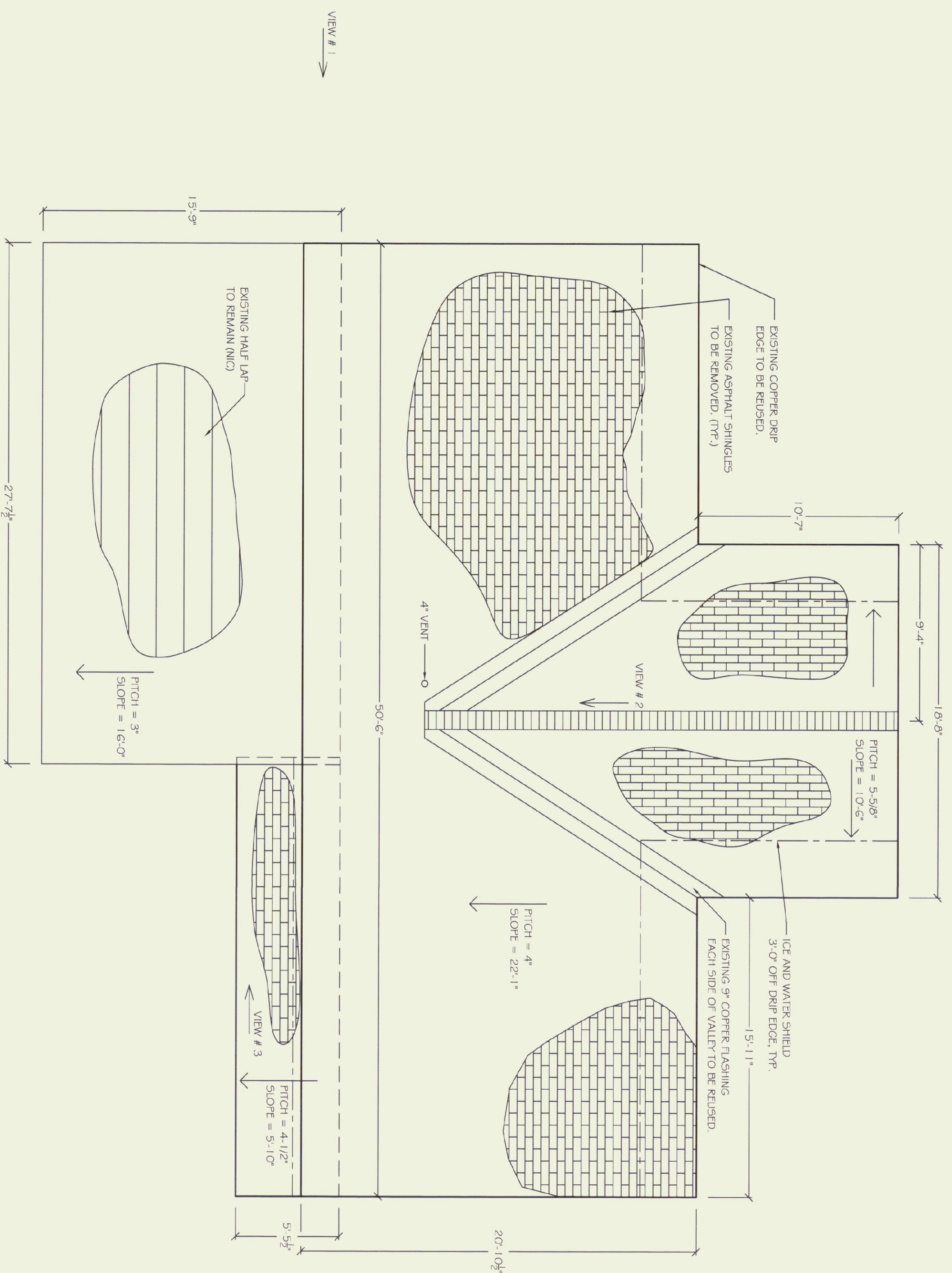
VIEW # 1



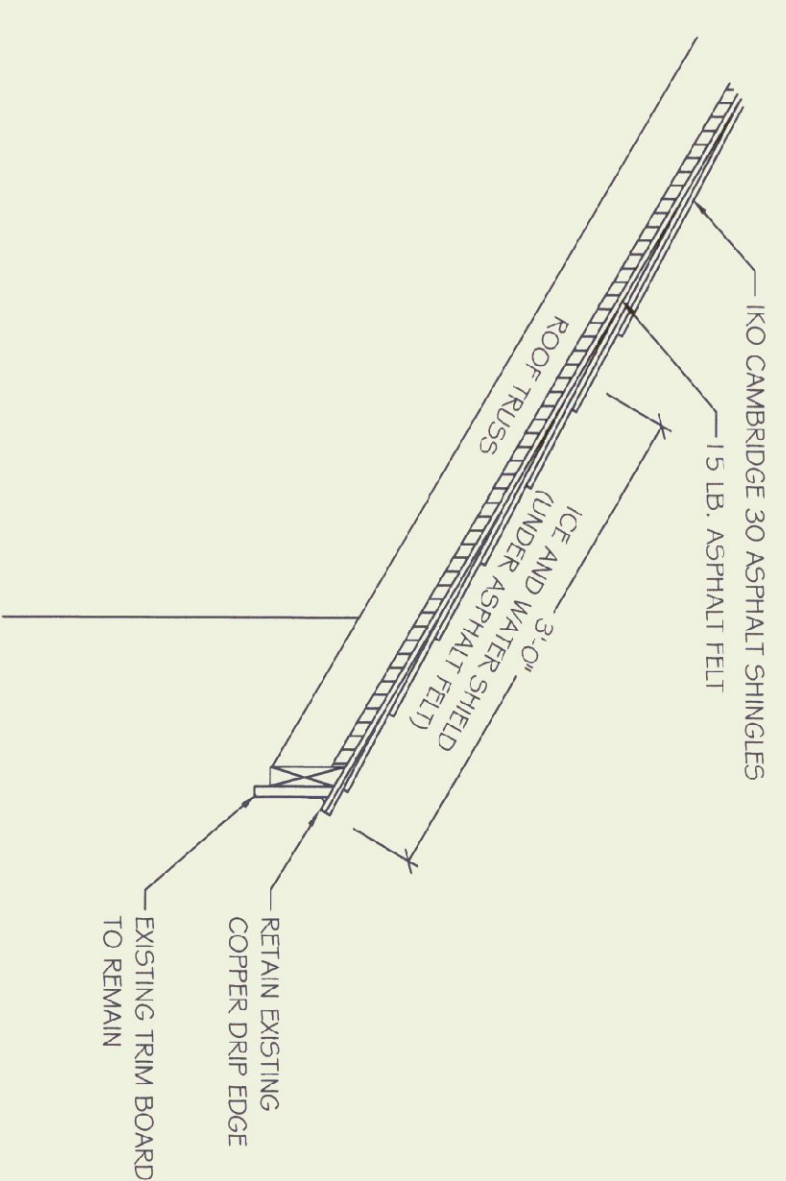
VIEW # 2



VIEW # 3



VALLEY DETAIL  
N.T.S.



DRIP EDGE DETAIL  
N.T.S.


NOTES :

1. CONTRACTOR TO STRIP THE EXISTING ROOF SHINGLES AND FELT PAPER DOWN TO THE EXISTING DECK.
2. ALL DEMOLISHED MATERIAL SHALL BECOME THE CONTRACTOR'S PROPERTY AND SHALL BE REMOVED DAILY FROM THE SITE.
3. THE BUILDINGS SHALL REMAIN OPEN TO THE PUBLIC AT ALL TIMES DURING CONSTRUCTION.
4. PROVIDE 3'-0" WIDE RUBBERIZED ICE & WATER SHIELD ALONG EAVE LINE, 5" GRADE OR APPROVED EQUAL.
5. COVER ROOF DECK WITH 1.5 LB. ASPHALT FELT PAPER.
6. REUSE 3'-0" WIDE EXISTING COPPER VALLEY FLASHING.
7. INSTALL IKO CAMBRIDGE 30 ASPHALT SHINGLES.  
COLOR : DUAL BROWN
8. THE STRUCTURE SHALL BE PROTECTED FROM WATER PENETRATION AT ALL TIMES.
9. THE AREA SURROUNDING THE CONSTRUCTION SITE SHALL BE RAKED AND PICKED UP TO REMOVE ALL DEBRIS UPON COMPLETION.
10. FIELD VERIFY ALL EXISTING CONDITIONS AND DIMENSIONS.
11. ALL MATERIAL TO BE DISPOSED OF IN A LEGAL MANNER.



ROOF PLAN

SCALE : 1/4" = 1'-0"





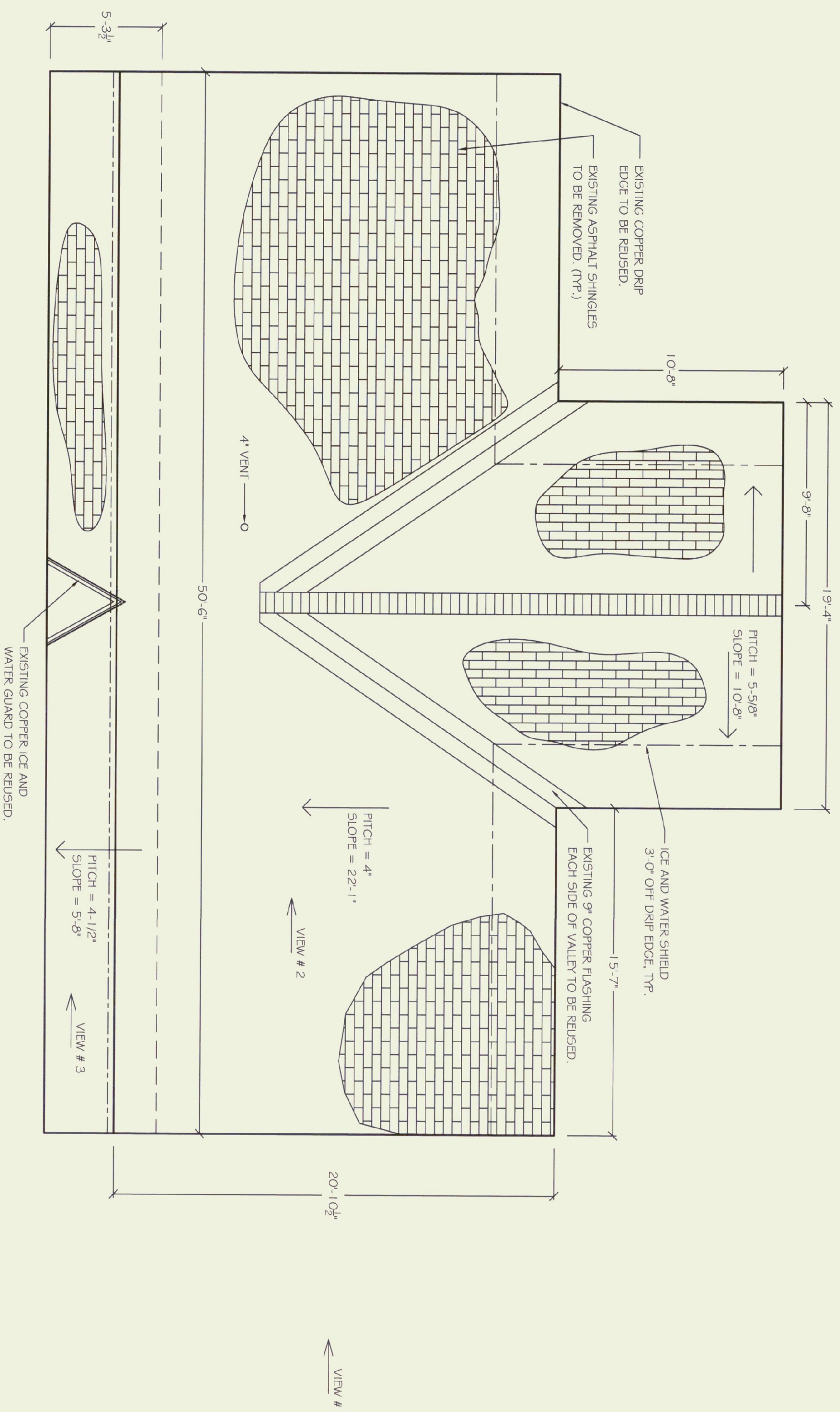
VIEW # 1



VIEW # 2



VIEW # 3

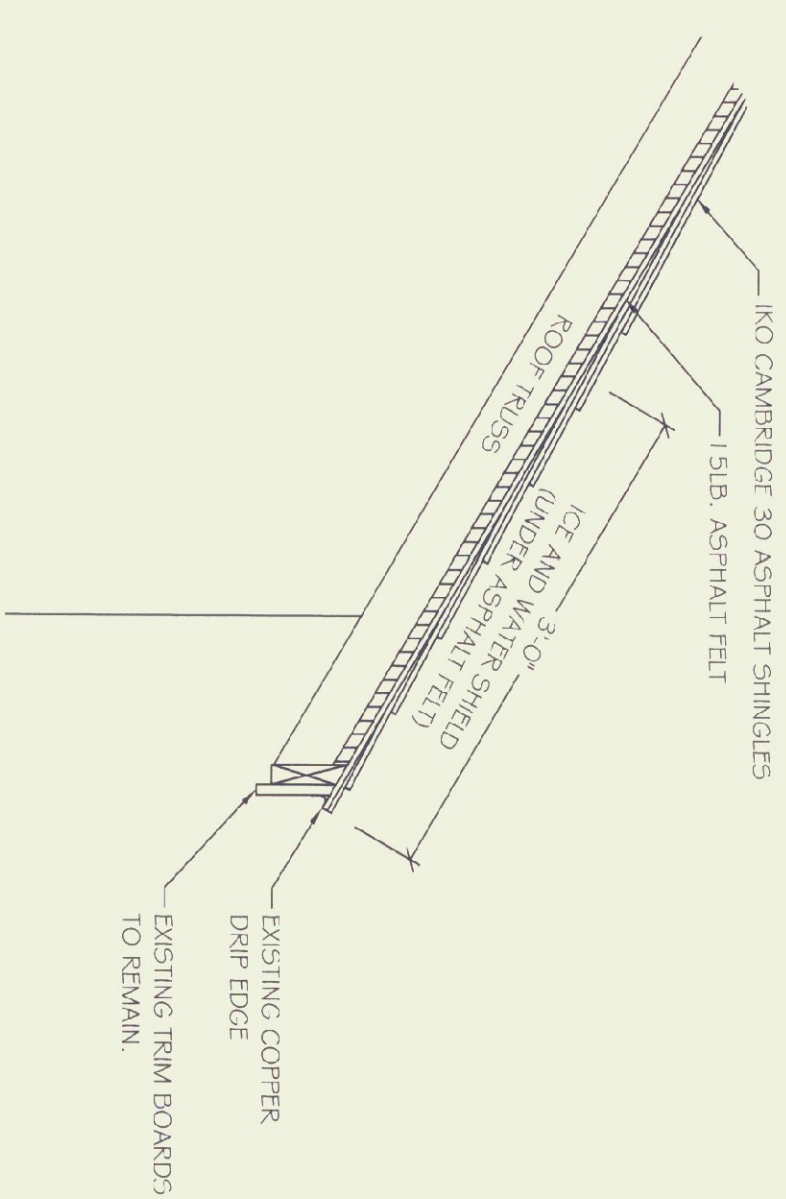


ROOF PLAN

SCALE: 1/4" = 1'-0"

NOTES:

1. CONTRACTOR TO STRIP THE EXISTING ROOF SHINGLES AND FELT PAPER DOWN TO THE EXISTING DECK.
2. ALL DEMOLISHED MATERIAL SHALL BECOME THE CONTRACTOR'S PROPERTY AND SHALL BE REMOVED DAILY FROM THE SITE.
3. THE BUILDINGS SHALL REMAIN OPEN TO THE PUBLIC AT ALL TIMES DURING CONSTRUCTION.
4. PROVIDE 3'-0" WIDE RUBBERIZED ICE & WATER SHIELD ALONG EAVE LINE, BY GARAGE OR APPROVED EQUAL.
5. COVER ROOF DECK WITH 15 LB. ASPHALT FELT PAPER.
6. REUSE 3'-0" WIDE EXISTING COPPER VALLEY FLASHING.
7. INSTALL IKO CAMBRIDGE 30 ASPHALT SHINGLES. COLOR: DUAL BROWN.
8. THE STRUCTURE SHALL BE PROTECTED FROM WATER PENETRATION AT ALL TIMES.
9. THE AREA SURROUNDING THE CONSTRUCTION SITE SHALL BE RAKED AND PICKED UP TO REMOVE ALL DEBRIS UPON COMPLETION.
10. FIELD VERIFY ALL EXISTING CONDITIONS AND DIMENSIONS.
11. ALL MATERIAL TO BE DISPOSED OF IN A LEGAL MANNER.



DRIP EDGE DETAIL

N.T.S.

VALLEY DETAIL

N.T.S.

