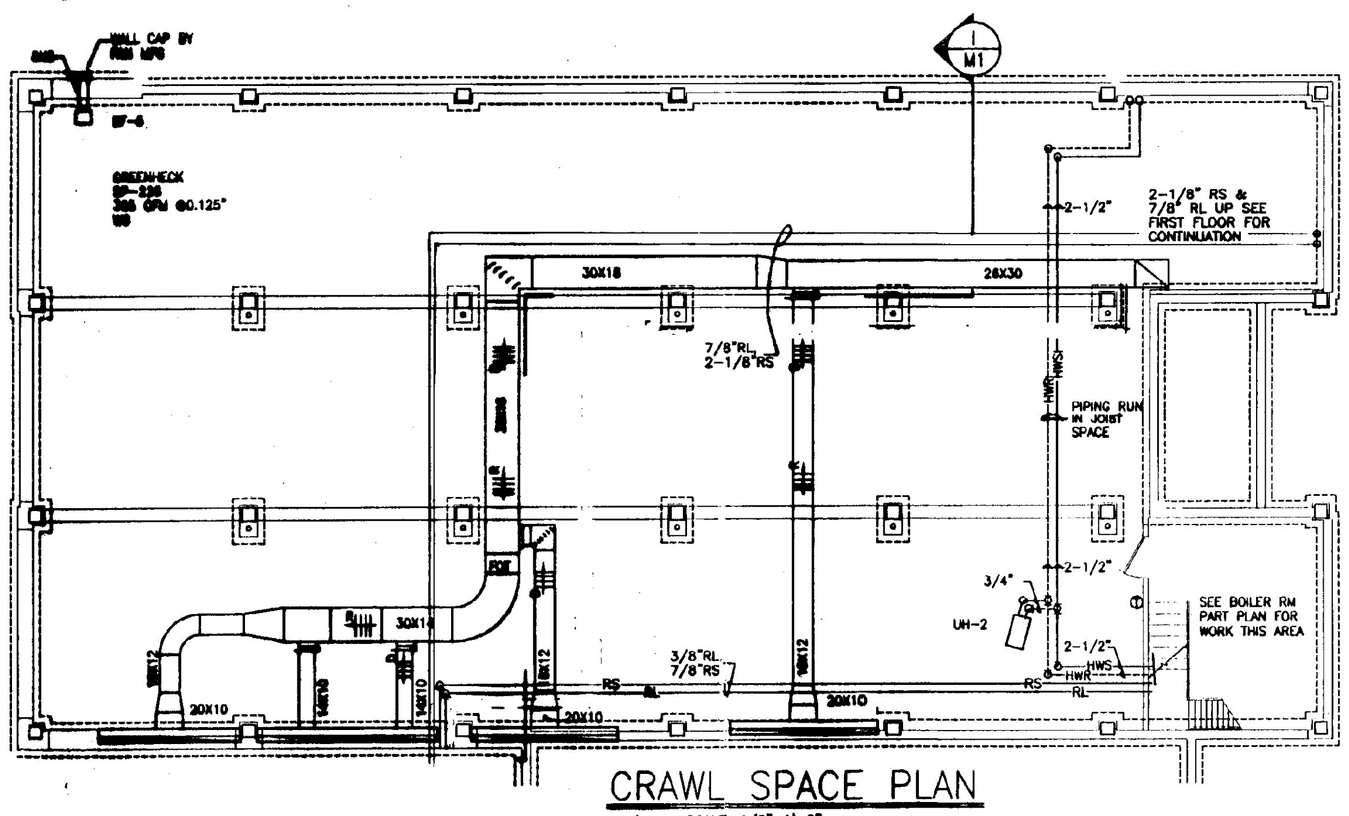


## CRAWL SPACE PLAN

SCALE: 1/8"=1'-0"

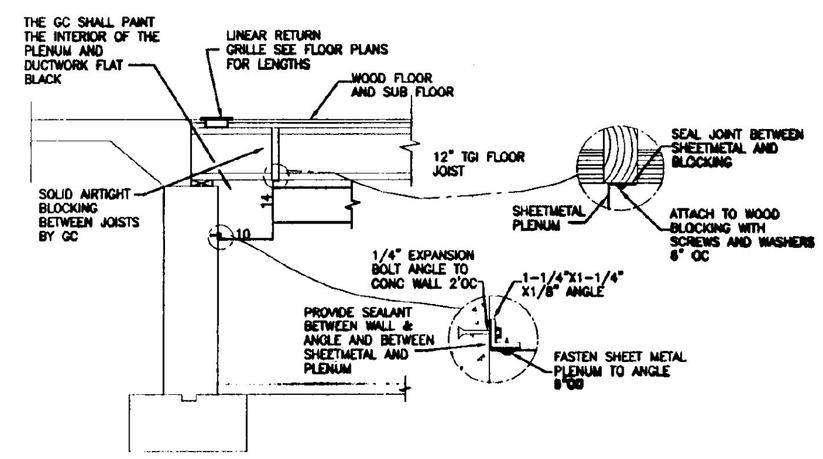


## RETURN PLENUM DETAIL

NTS

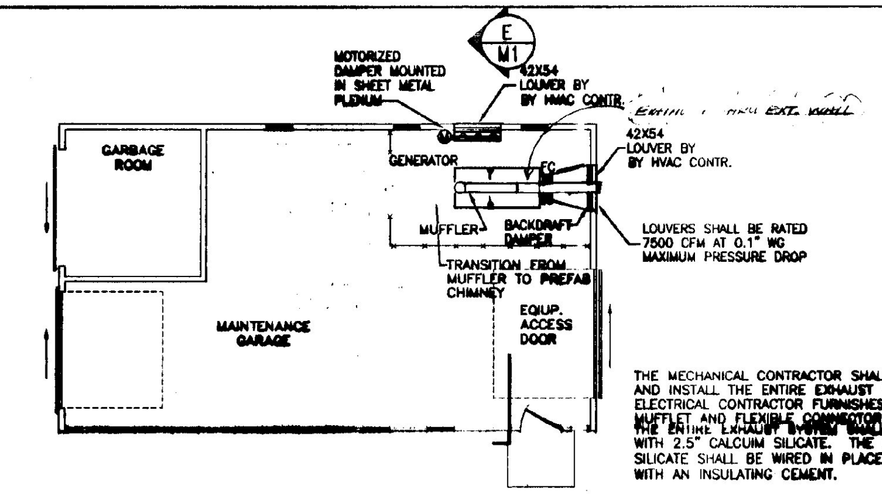


THE MECHANICAL CONTRACTOR SHALL ASSEMBLE AND INSTALL THE ENTIRE EXHAUST SYSTEM. THE ELECTRICAL CONTRACTOR FURNISHES THE MUFFLER AND FLEXIBLE CONNECTION Y PIPE. THE ENTIRE EXHAUST SYSTEM SHALL BE INSULATED WITH 2.5" CALCIUM SILICATE. THE CALCIUM SILICATE SHALL BE WIRED IN PLACE AND FINISHED WITH AN INSULATING CEMENT.

## MAINTENANCE BUILDING PLAN

SCALE:1/8"=1'-0"

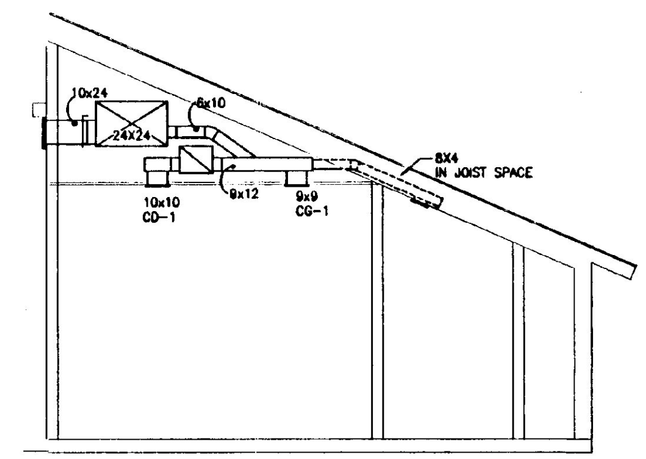


## SECTION

SCALE:1/4"=1'-0"

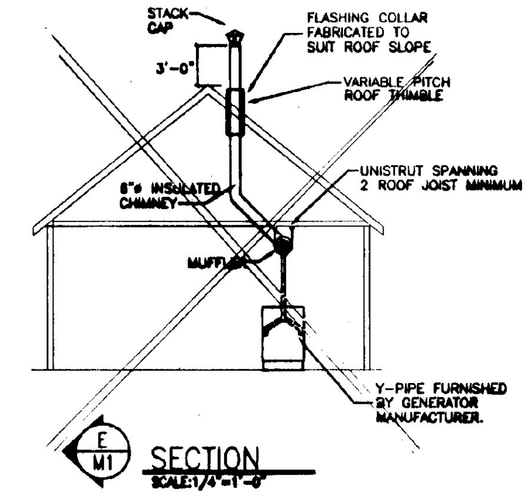


## SECTION

SCALE:1/4"=1'-0"

SECTION REVISED, GBV. EXHAUST THRU EXT. WALL

# RECORD DRAWING

## NOTES

1. REFER TO THE ARCHITECTURAL INTERIOR ELEVATIONS FOR EXACT LOCATION AND MOUNTING HEIGHT OF THE SIDEWALL REGESITERS
2. THE EXHAUST FAN SHALL BE FURNISHED WITH THE MOTOR MOUNTED TO THE SIDE OF THE EXHAUST FAN. THE ACCESS DOOR SHALL BE POSITIONED TO ALLOW FOR BELT REPLACEMENT.
3. THE LINEAR RETURN GRILLE DIMENSIONS ARE BASED ON PLAN DIMENSIONS AND ARE APPROXIMATE. PRIOR TO ORDERING ALL DIMENSIONS SHALL BE FIELD VERIFIED.

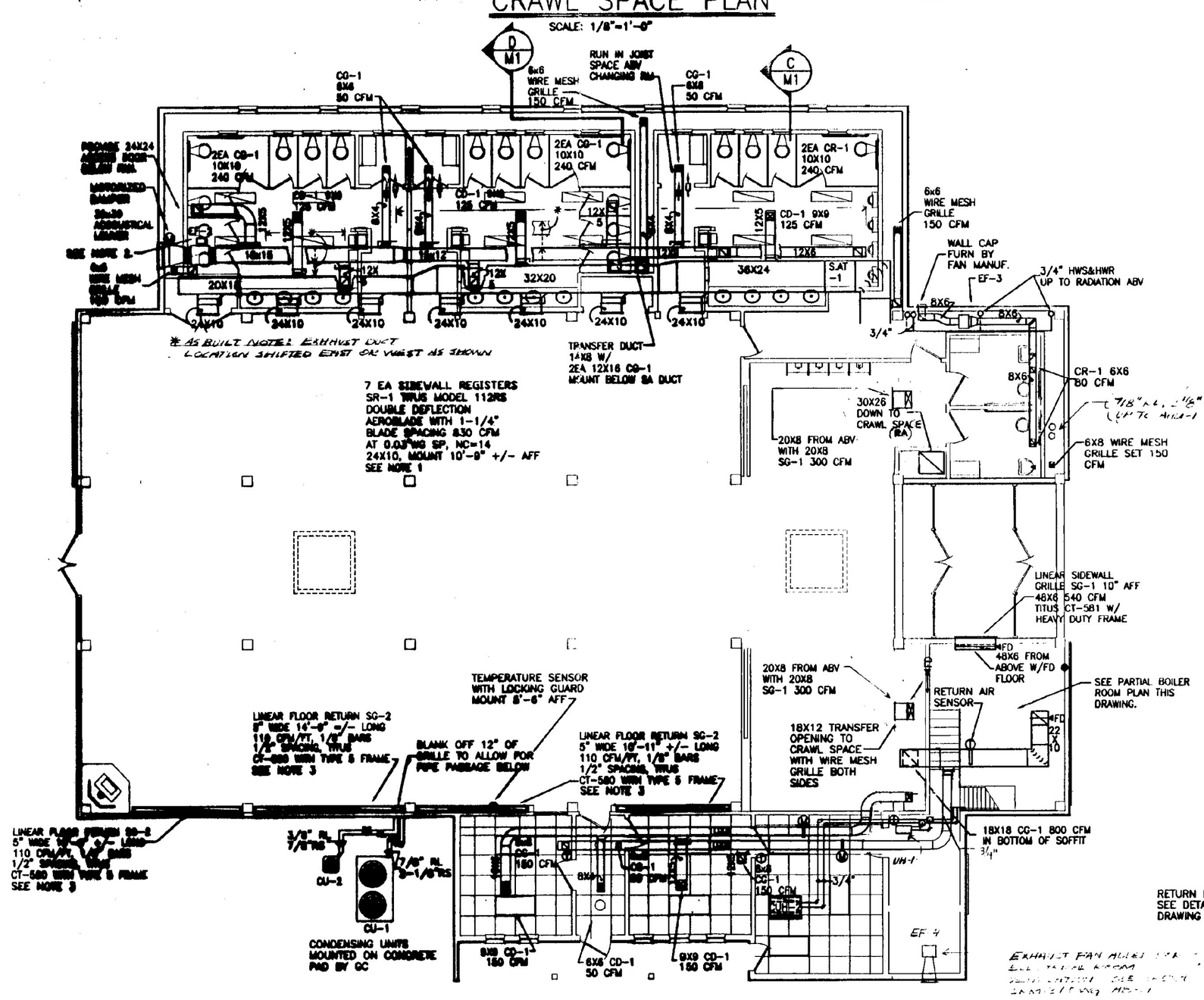


## MAIN LEVEL PLAN

SCALE: 1/8"=1'-0"

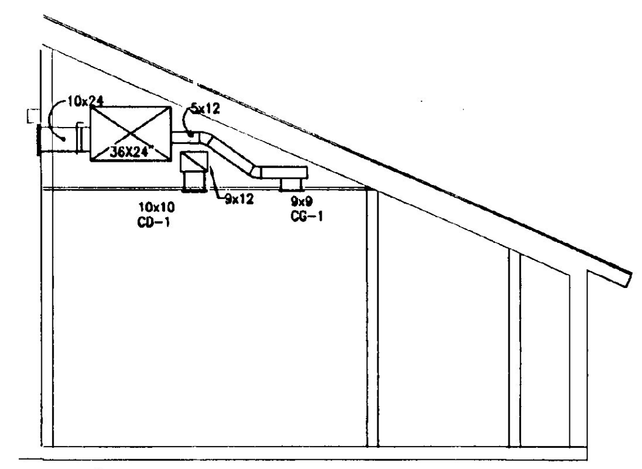


## SECTION

SCALE:1/4"=1'-0"

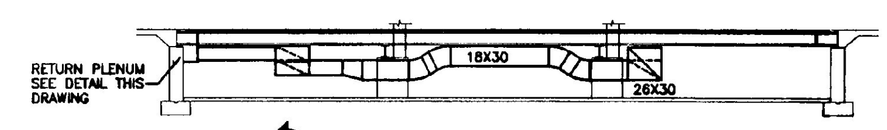


## SECTION

SCALE:1/8"=1'-0"

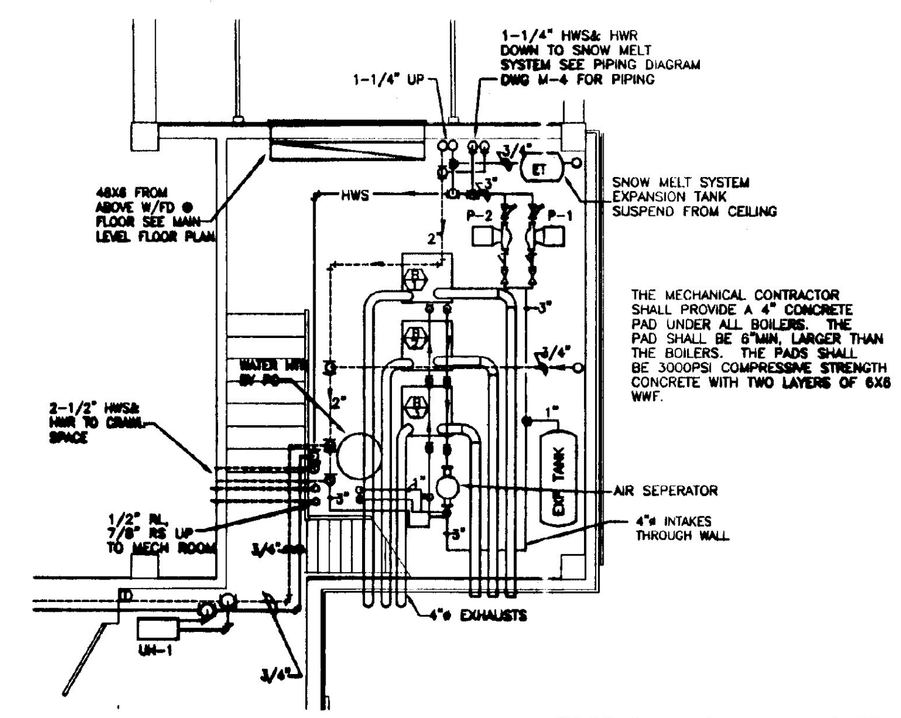


## BOILER ROOM PLAN

SCALE:1/6"=1'

SCHEMATIC ONLY, LOCATION OF WATER [illegible], PUMPS, AIR SEPARATORS, PIPING, ETC. REVISED: [illegible] SKETCHES. SEE M1.1 [illegible] DWG M6-14 FOR ACTUAL LOCATIONS.

| NO. | DATE | REVISIONS | DRWN | CHKD |
|---|---|---|---|---|
| | | | | |


TIMOTHY D. SMITH & ASSOCIATES, PC ARCHITECTS
OLD RAILROAD STATION NORTH BENNINGTON, VERMONT 05257
802-442-8184 FAX 802-442-5241

WRIGHT ENGINEERING, LTD. CIVIL ENGINEERS
122 MERCHANTS ROW - P.O. BOX 176 RUTLAND, VERMONT 05702-0176 802-775-5511 FAX 775-8015

ROBT W. HALL CONSULTING ENGINEERS, INC.
540 MEADOW STREET EXTENSION, STE. 2 AGAWAM, MASSACHUSETTS 01001-0002 413-789-0880 FAX 789-8305

T.J. BOYLE AND ASSOCIATES LANDSCAPE ARCHITECTS
301 COLLEGE STREET BURLINGTON, VERMONT 05401 802-658-3555 FAX 863-1562


STATE OF VERMONT ROBERT F. GRIFFITH No. 5814 REGISTERED PROFESSIONAL ENGINEER
1-16-98

PROJECT NO.IM 091-1 (30)
SOUTHEAST VERMONT WELCOME CENTER
GUILFORD, VERMONT

SHEET TITLE: HVAC FLOOR PLANS

DSGN BY: RFG
DRWN BY: RFG
CHKD BY: RFG
CHKD BY: RWH

STATE OF VERMONT
AGENCY OF ADMINISTRATION
DEPARTMENT OF
BUILDINGS & GENERAL SERVICES

DATE: 1-16-98 SHEET NO.____ OF____ SHEETS

M-1