1 EAST ELEVATION
1/8" = 1'-0"

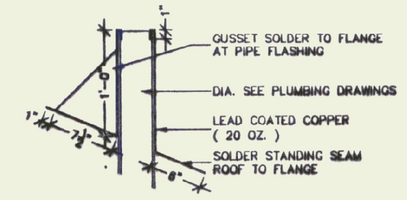

6 PLUMBING VENT FLASHING
1" = 1'-0"

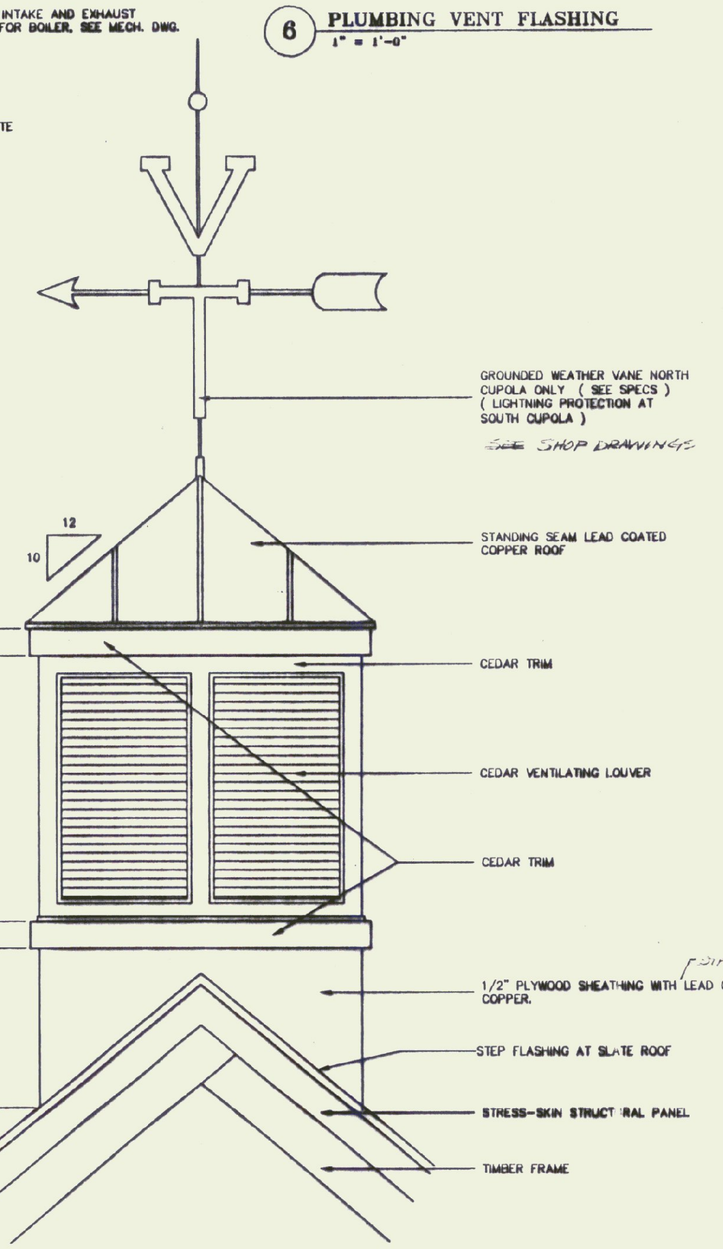

5 CUPOLA ELEVATION
1/2" = 1'-0"

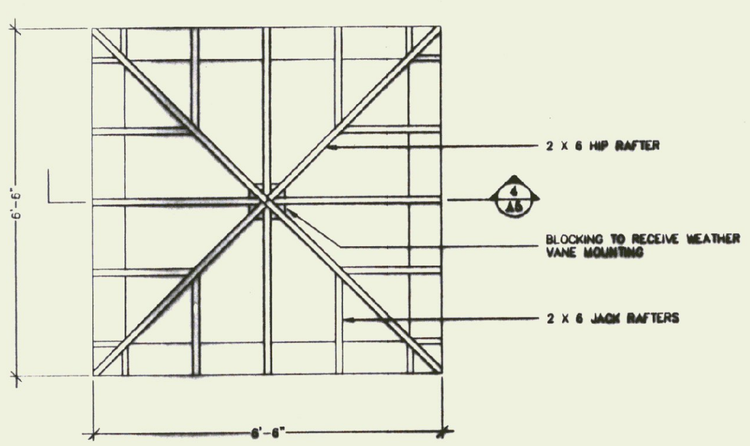

2 CUPOLA FRAMING PLAN
1/8" = 1'-0"

SEE SKETCH SK-20/DWG AB-13 FOR CUPOLA FRAMING CLARIFICATION

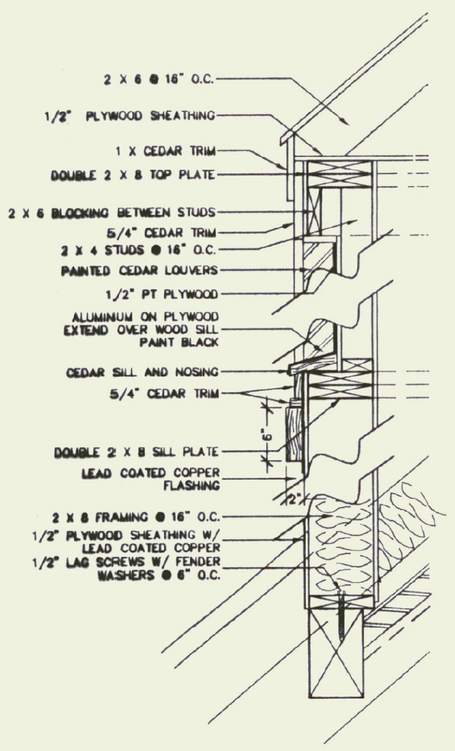

3 CUPOLA SECTION
1" = 1'-0"

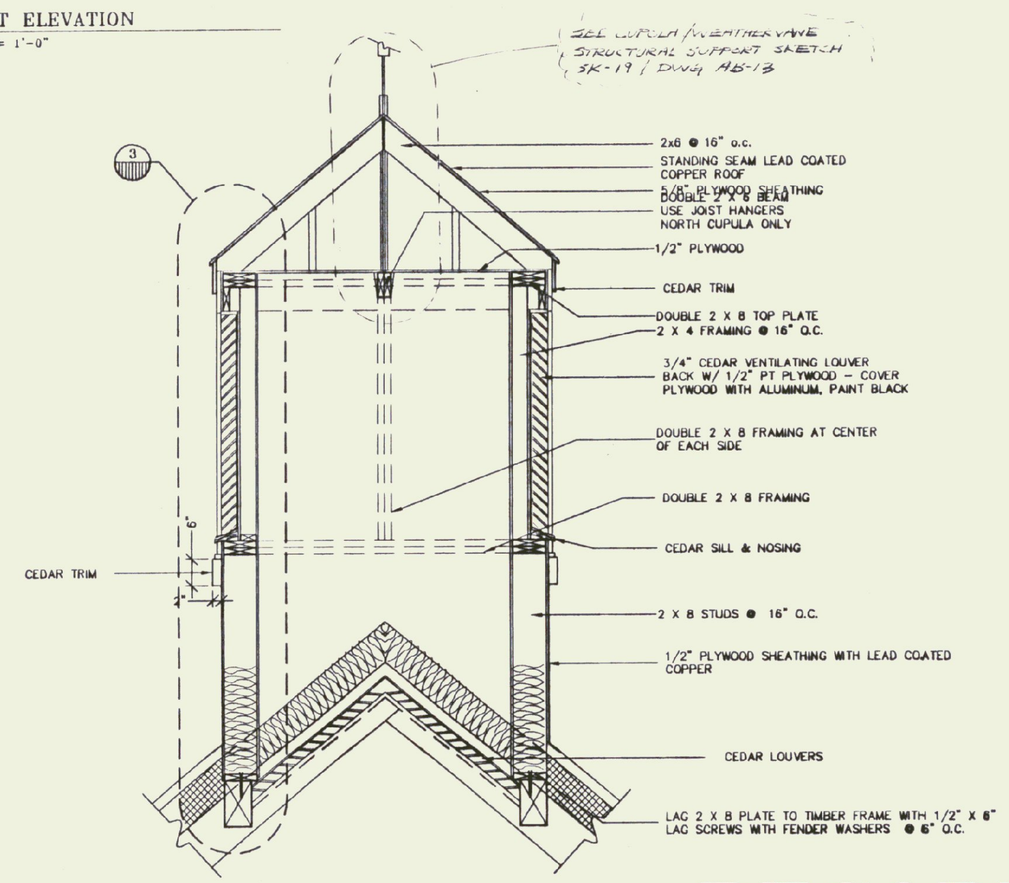

4 CUPOLA SECTION
1/2" = 1'-0"

RECORD DRAWING

FINISH FLOOR 0'-0" = 126.42 METERS

NO.	DATE	REVISIONS	DRWN	CHKD

TIMOTHY D. SMITH & ASSOCIATES, PC ARCHITECTS
OLD RAILROAD STATION
802-442-8184
NORTH BENNINGTON, VERMONT 05257
FAX 802-442-5241

WRIGHT ENGINEERING, LTD.
CIVIL ENGINEERS
128 MERCHANTS ROW - P.O. BOX 176
RUTLAND, VERMONT 05702-0176
802-775-2511 FAX 775-8915

ROBT W. HALL
CONSULTING ENGINEERS, INC.
540 MEADOW STREET EXTENSION, STE. 2
AGAWAM, MASSACHUSETTS 01001-0002
413-789-0880 FAX 789-3296

T.J. BOYLE AND ASSOCIATES
LANDSCAPE ARCHITECTS
301 COLLEGE STREET
BURLINGTON, VERMONT 05401
802-658-3555 FAX 863-1562

REGISTERED ARCHITECT TIMOTHY D. SMITH NO. 111 STATE OF VERMONT

PROJECT NO.IM 091-1 (30)
SOUTHEAST VERMONT WELCOME CENTER
GUILFORD, VERMONT

SHEET TITLE: WELCOME CENTER BUILDING ELEVATIONS

DSGN BY:
DRWN BY:
CHKD BY:
CHKD BY:

STATE OF VERMONT
AGENCY OF ADMINISTRATION
DEPARTMENT OF
BUILDINGS & GENERAL SERVICES

DATE: 1-16-98 SHEET NO._____OF_____SHEETS

A5