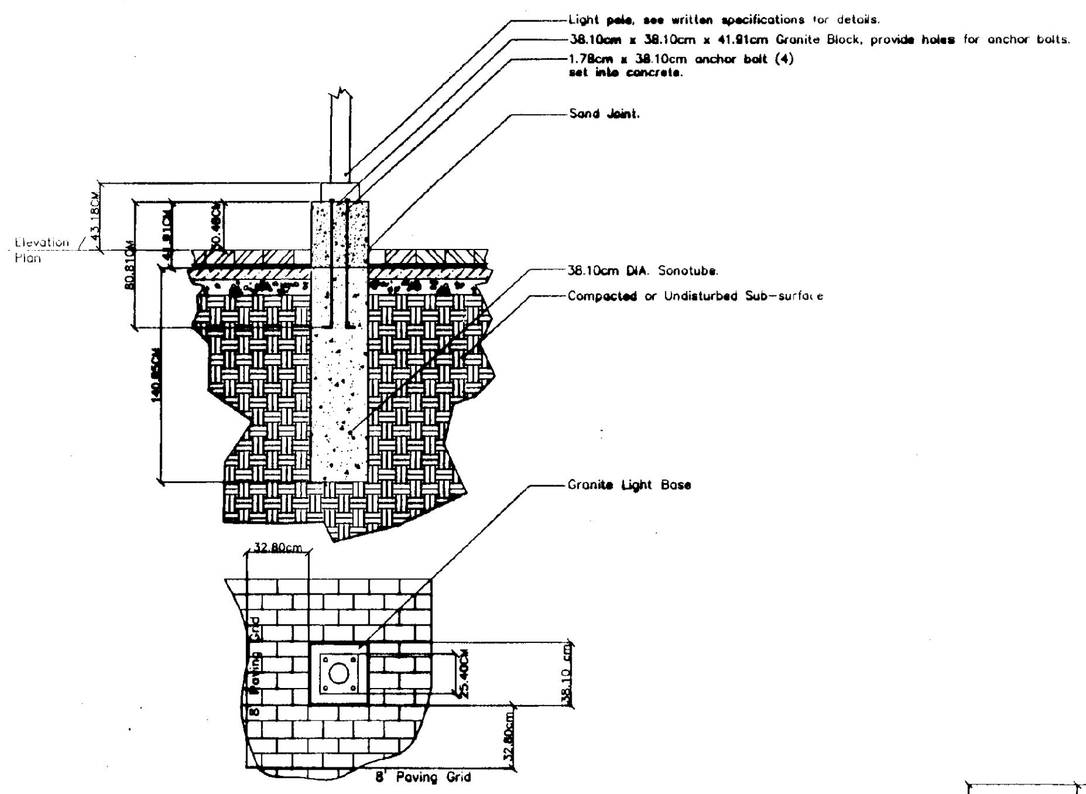

1 / L5 GRANITE LIGHT BASE DETAIL

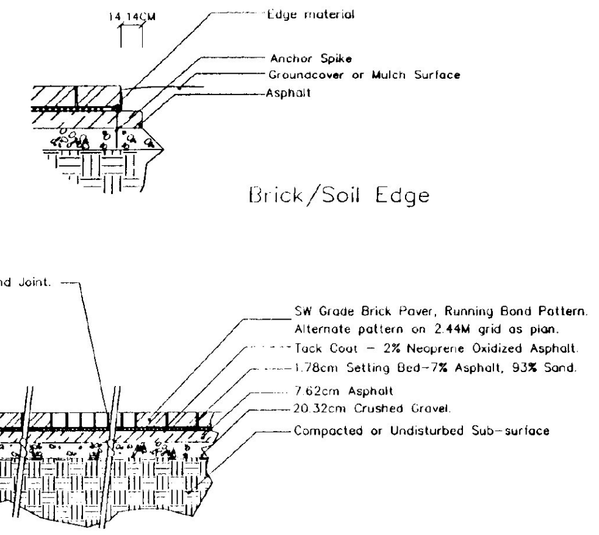

2 / L5 BRICK PAVER DETAIL

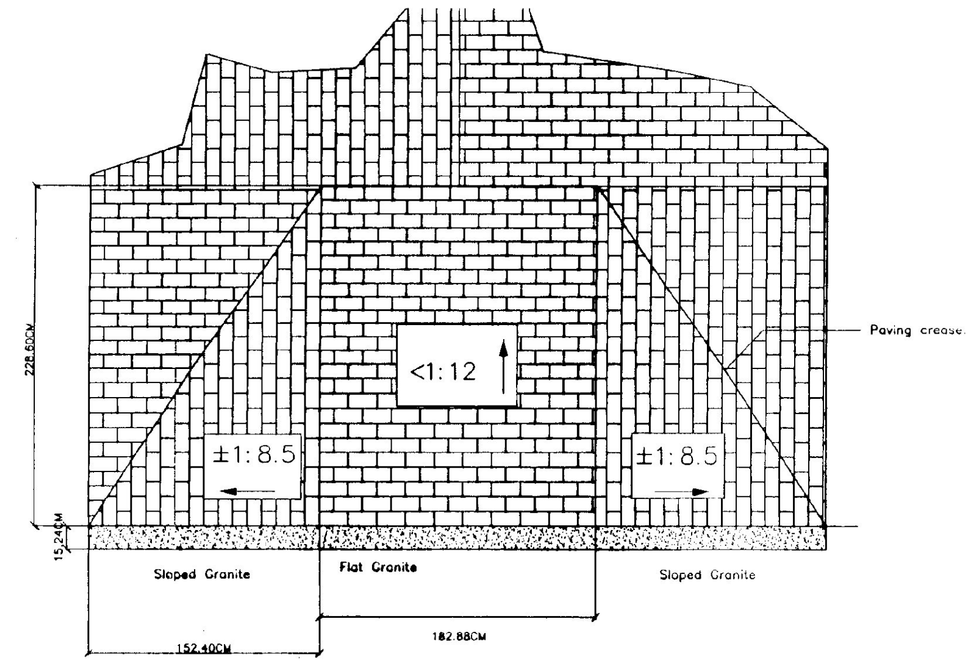

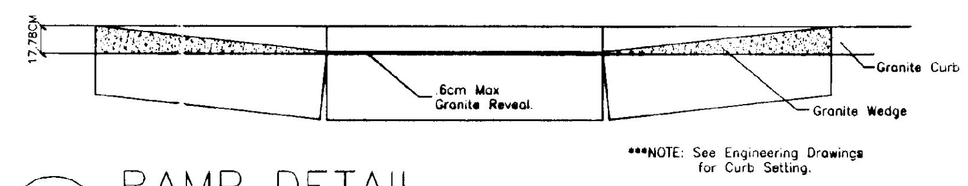

***NOTE: See Engineering Drawings for Curb Setting.

3 / L5 RAMP DETAIL

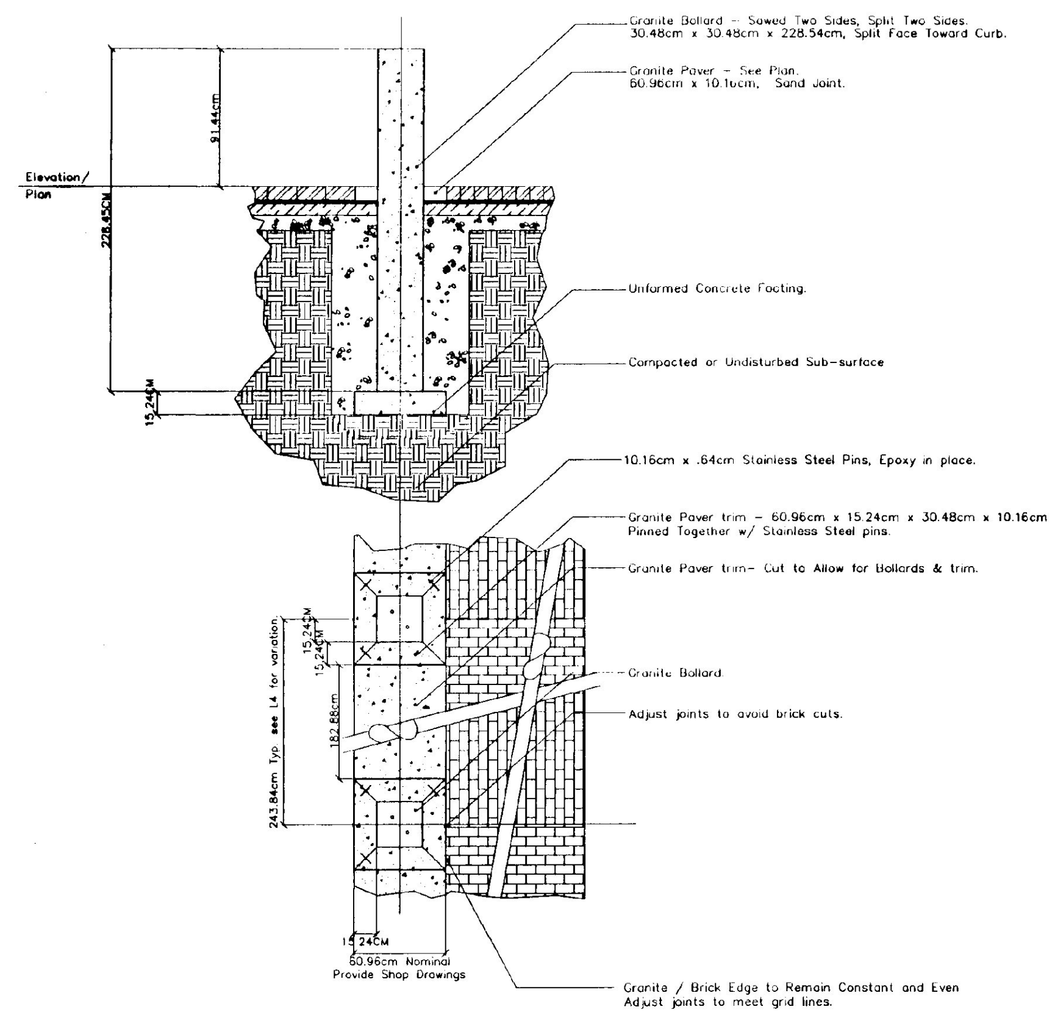

4 / L5 GRANITE BOLLARD & INLAY DETAIL

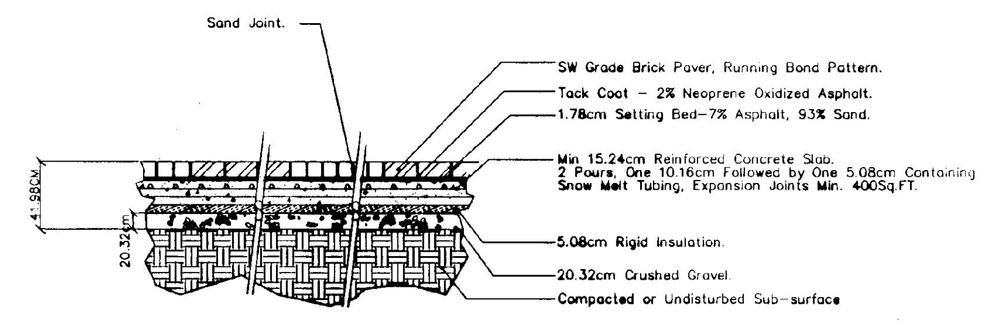

5 / L5 SNOW MELT PAVING DETAIL

RECORD DRAWING

Metric NTS

NO.	DATE	REVISIONS	DRWN	CHKD

TIMOTHY D. SMITH & ASSOCIATES, PC ARCHITECTS
OLD RAILROAD STATION NORTH BENNINGTON, VERMONT 05257
802-442-8184 FAX 802-442-5241

WRIGHT ENGINEERING, LTD. CIVIL ENGINEERS
120 MERCHANTS ROW - P.O. BOX 176 RUTLAND, VERMONT 05702-0176
802-775-2811 FAX 775-2015

ROBT W. HALL CONSULTING ENGINEERS, INC.
640 MEADOW STREET EXTENSION, STE. 2 AGAWAM, MASSACHUSETTS 01001-0002
413-789-0960 FAX 789-2886

T.J. BOYLE AND ASSOCIATES LANDSCAPE ARCHITECTS
301 COLLEGE STREET BURLINGTON, VERMONT 05401
802-658-3555 FAX 863-1582

PROJECT NO.IM 091-1 (30)
SOUTHEAST VERMONT WELCOME CENTER
FINAL DRAWINGS

SHEET TITLE: LANDSCAPE DETAILS

DSGN BY: TJB
DRWN BY: PFB
CHKD BY: PFB
CHKD BY: TJB

STATE OF VERMONT
AGENCY OF TRANSPORTATION
SOUTHEAST VERMONT WELCOME CENTER
GUILFORD, VERMONT

DATE: 1/16/98 SHEET NO._____OF_____SHEETS

L5