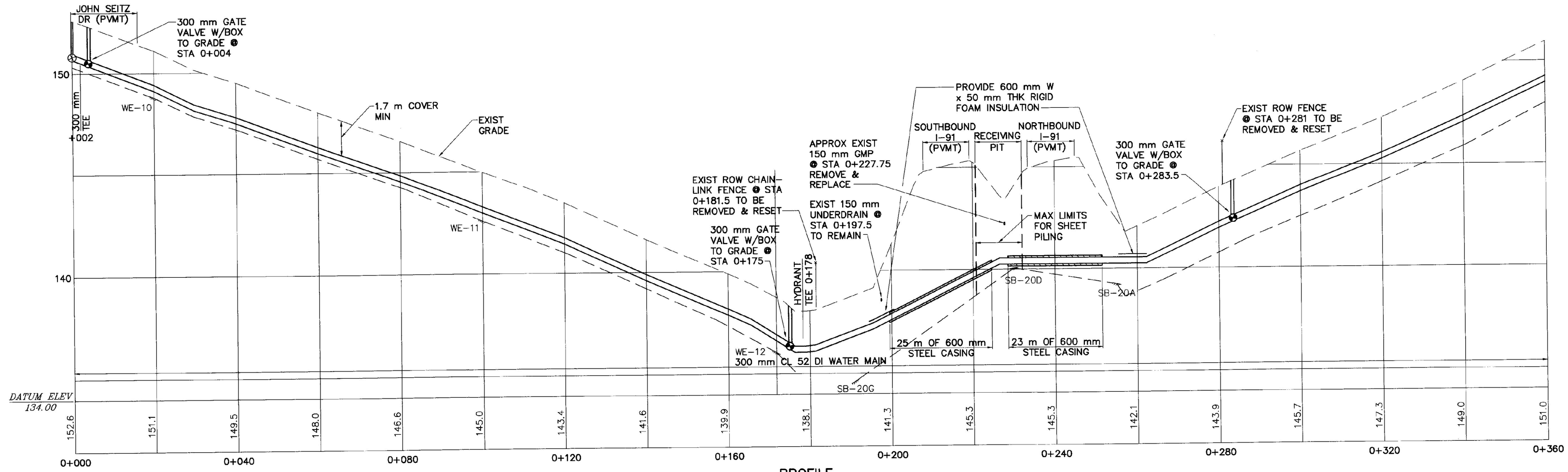

PROFILE

SCALE: 1:500 H
1:100 V

RECORD DRAWING

SHOWN PICTORALLY
MAY NOT BE TO SCALE

THESE AS-BUILT OR RECORD DRAWINGS HAVE BEEN PREPARED, IN PART, ON THE BASIS OF INFORMATION COMPILED AND FURNISHED BY OTHERS. THE ENGINEER WILL NOT BE RESPONSIBLE FOR ANY ERRORS OR OMISSIONS WHICH HAVE BEEN INCORPORATED INTO THIS DOCUMENT AS A RESULT OF INFORMATION BY OTHERS.

NOTES:

1. FOR CONTINUATION OF WATER MAIN PROFILE SEE SEWER FORCE MAIN PROFILE STA 1+577.0 TO 3+163.739
2. FOR WATER MAIN PLAN SEE SHT 9

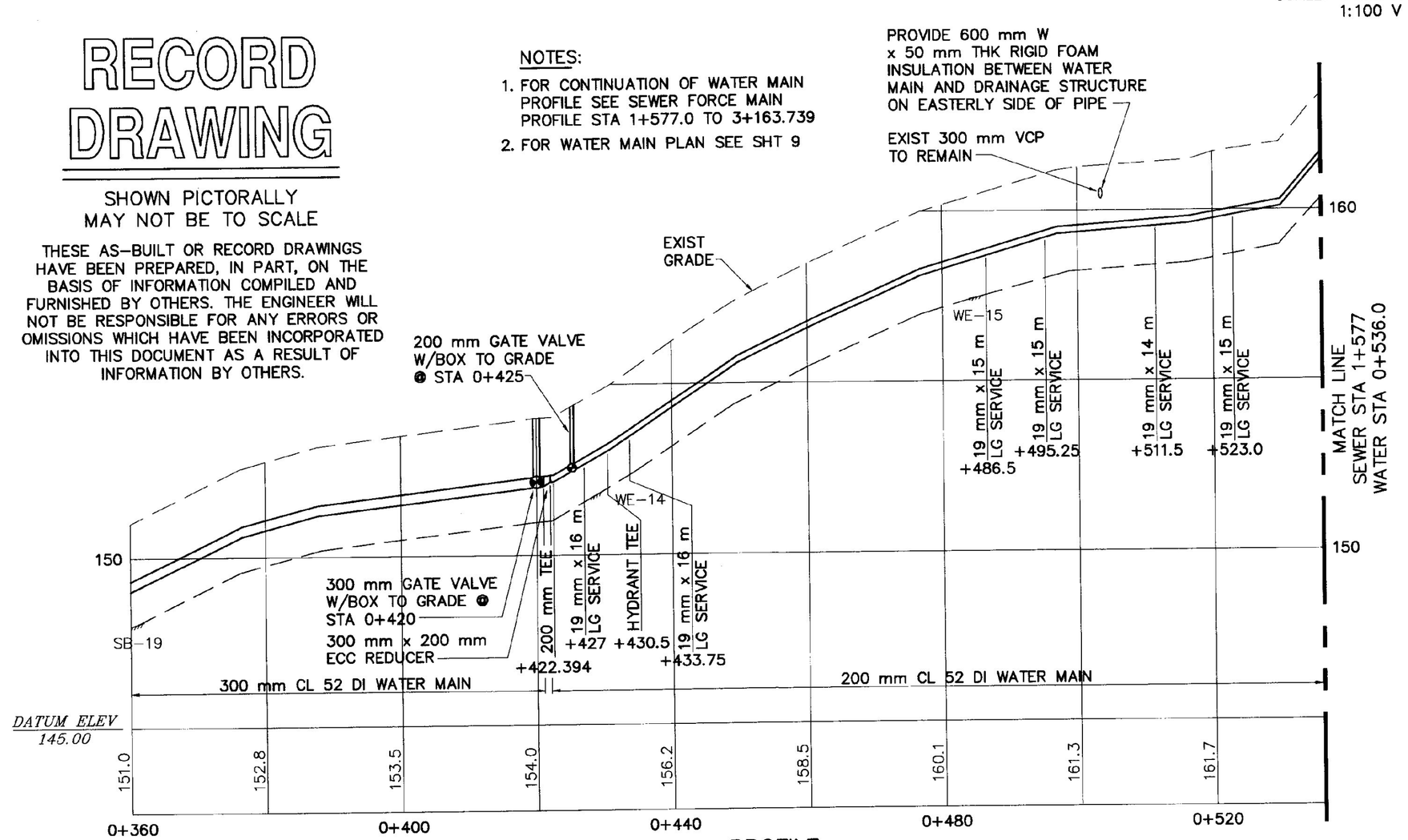

PROFILE

SCALE: 1:500 H
1:100 V

GENERAL NOTES:

1. SHEET PILING MAY BE DRIVEN 1.5 m OUTSIDE THE SHOULDER POINT, TO ALLOW FOR A SHORTER SLEEVE.
2. EARTH BACKFILL TO BE MADE IN 150 mm LIFTS AND COMPACTED TO NOT LESS THAN 95% MAX DRY DENSITY.

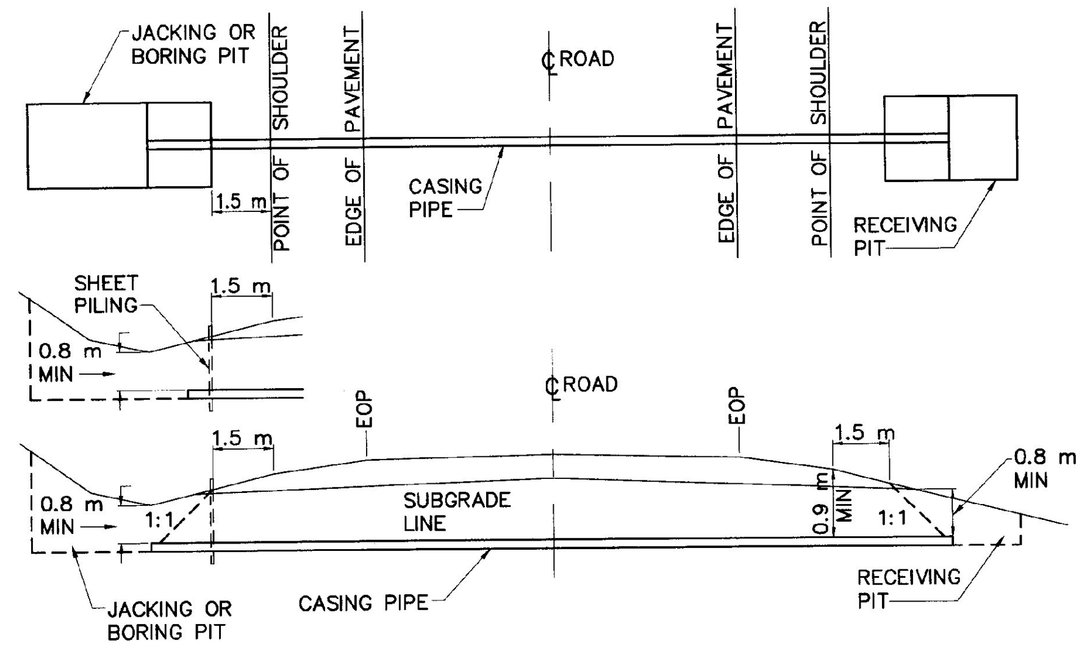

PIPE JACKING/BORING DETAIL

NOT TO SCALE

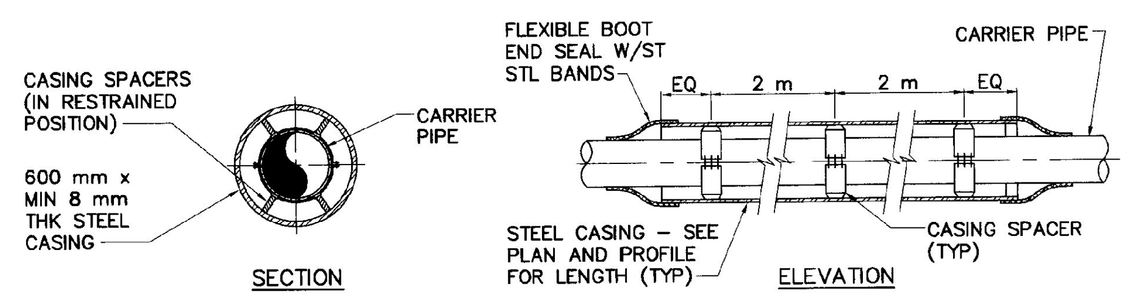

PIPE CASING AND SPACER DETAIL

NOT TO SCALE

VAOT Metric

NO.	DATE	REVISIONS	DRWN	CHKD
5	9/30/98	NO AS-BUILT INFORMATION ADDED	DSM	KAS
4	12/26/96	CONTRACT PLANS	DSM	MPY
3	11/11/96	FINAL REVIEW REVISIONS	DSM	MPY
2	6/4/96	REVISIONS PER REVIEW COMMENTS	DSM	MPY
1	4/8/96	REVISIONS PER REVIEW COMMENTS	DSM	MPY

TIMOTHY D. SMITH & ASSOCIATES, PC ARCHITECTS
OLD RAILROAD STATION
802-442-8184
NORTH BENNINGTON, VERMONT 05257
FAX 802-442-5241

WRIGHT ENGINEERING, LTD. CIVIL ENGINEERS
128 MERCHANTS ROW - P.O. BOX 176
802-775-2511
RUTLAND, VERMONT 05702-0176
FAX 802-775-8915

STATE OF VERMONT KEVIN 9/30/98 SMITH No. 5984 REGISTERED PROFESSIONAL ENGINEER

PROJECT NO.IM 091-1 (29)
WATER & SEWER EXTENSION PROJECT
TOWN OF GUILFORD
TOWN OF BRATTLEBORO

SHEET TITLE: WATER MAIN PROFILE

DSGN BY: JAC
DRWN BY: DSM
CHKD BY: JAC
CHKD BY: MPY

STATE OF VERMONT
AGENCY OF TRANSPORTATION
SOUTHEAST VERMONT WELCOME CENTER
GUILFORD, VERMONT

DATE: 1-2-96 SHEET NO. 17 OF 55 SHEETS

C:\ACAD12\S501\S5011748 Thu Oct 8 15:17:34 1998