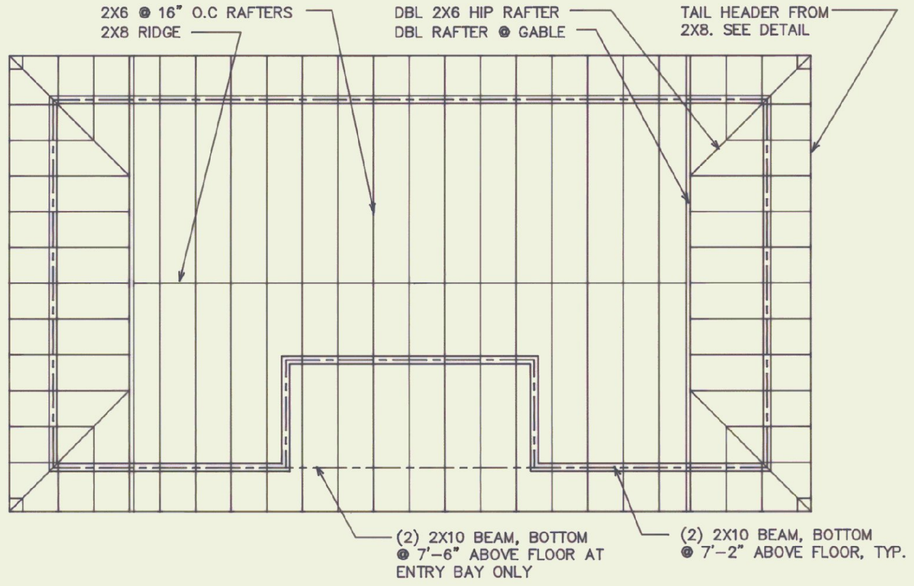

ROOF FRAMING PLAN

SCALE: 1/4" = 1'-0"

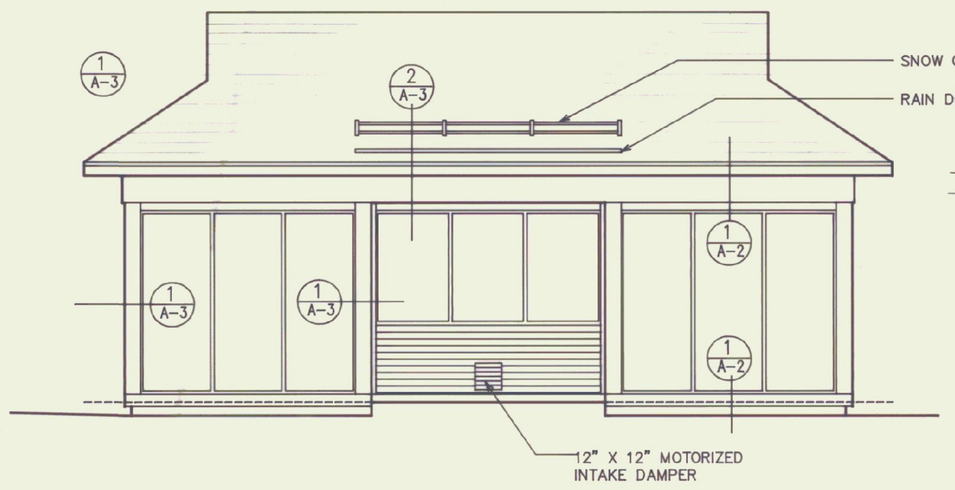

FRONT ELEVATION

SCALE: 1/4" = 1'-0"

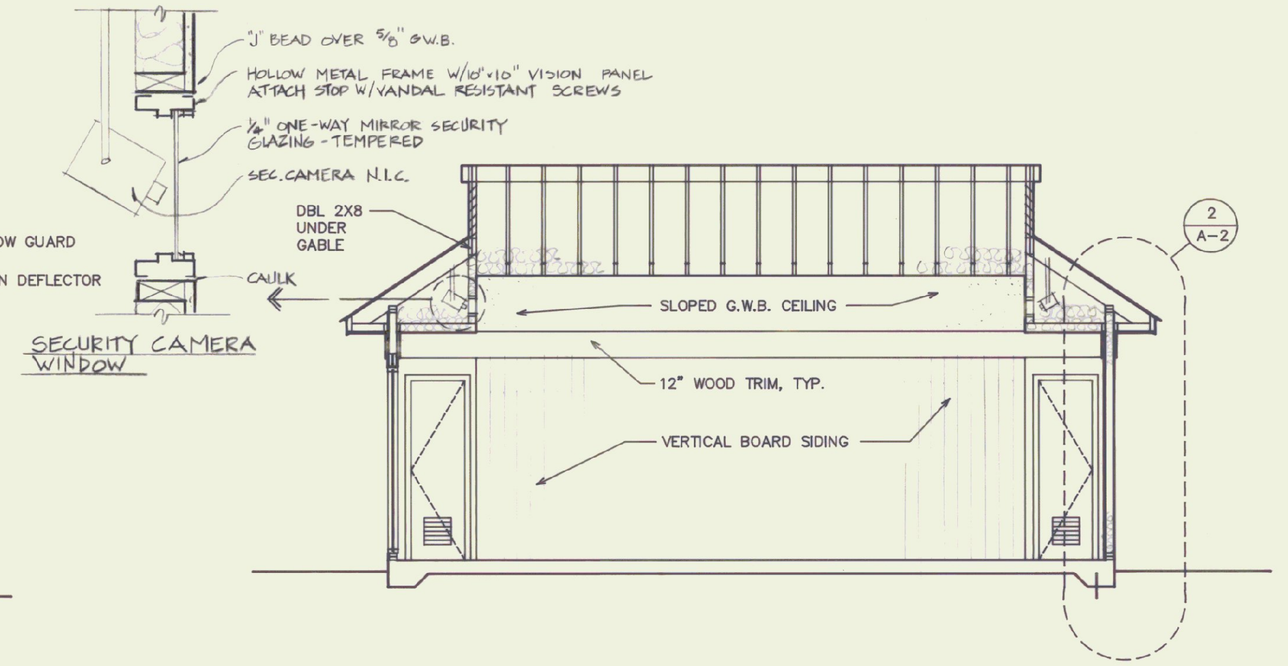

A LONGITUDINAL SECTION

SCALE: 1/4" = 1'-0"

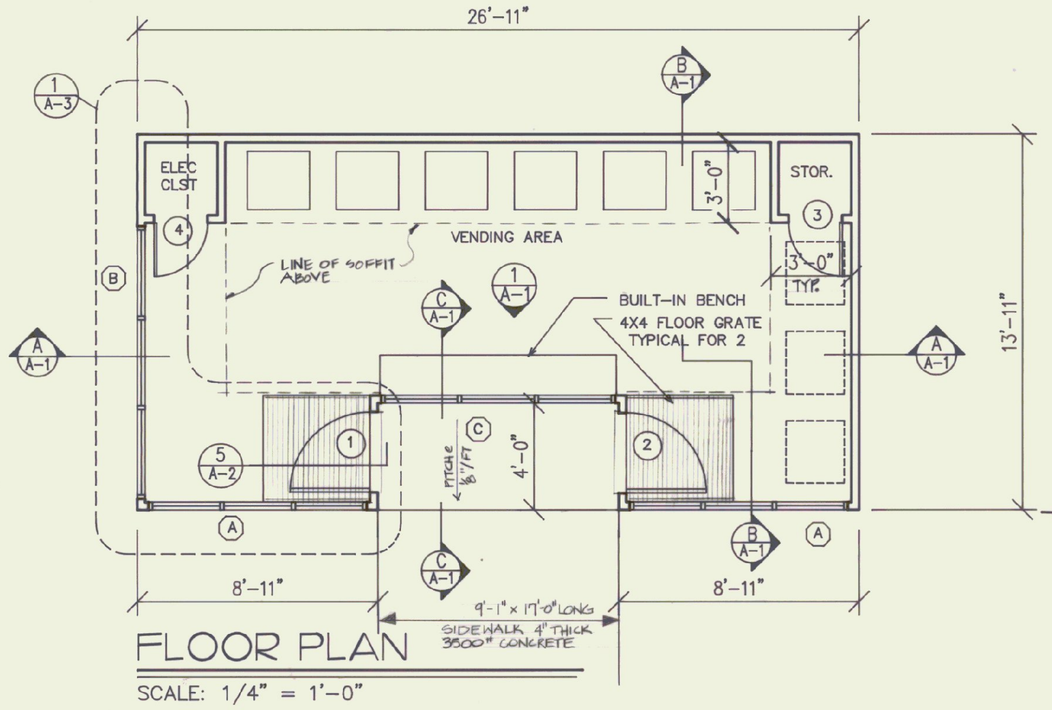

FLOOR PLAN

SCALE: 1/4" = 1'-0"

NOTE: DIMENSIONS TO FACE OF STUDS – TYPICAL

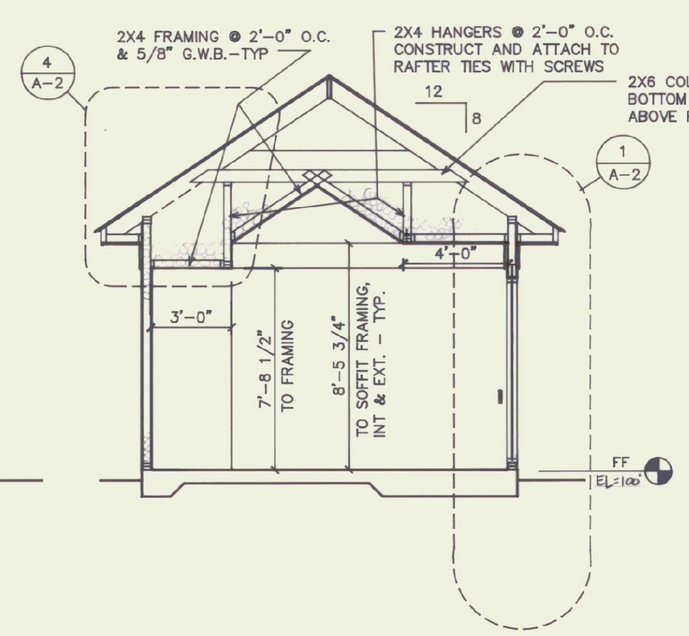

B CROSS SECTION

SCALE: 1/4" = 1'-0"

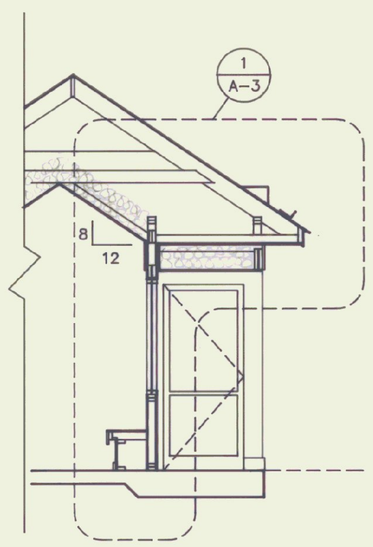

C CROSS SECTION

SCALE: 1/4" = 1'-0"

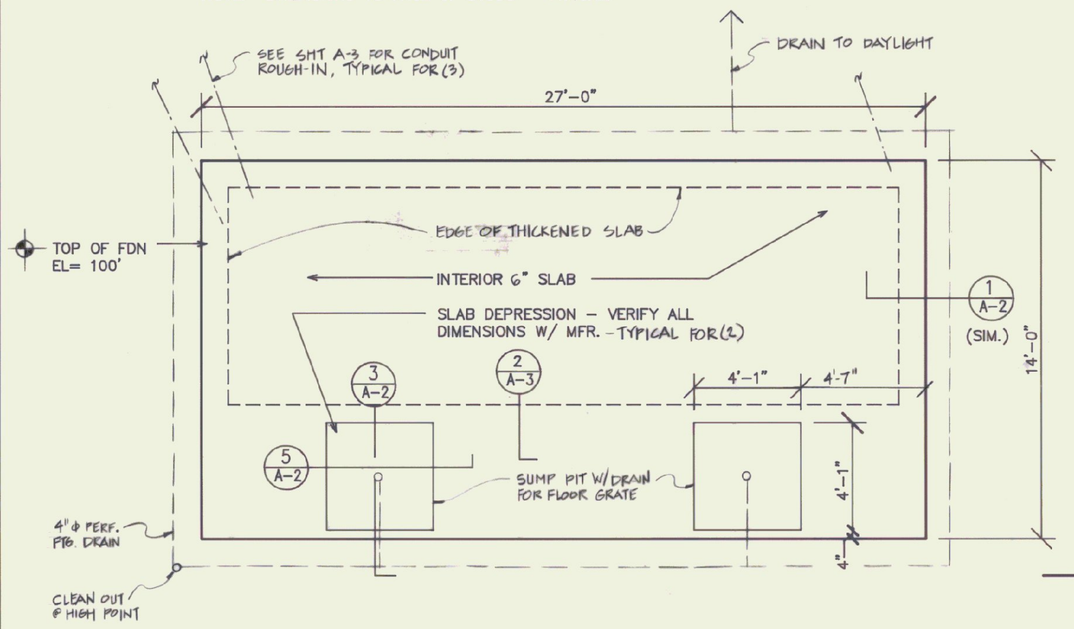

FOUNDATION PLAN

SCALE: 1/4" = 1'-0"

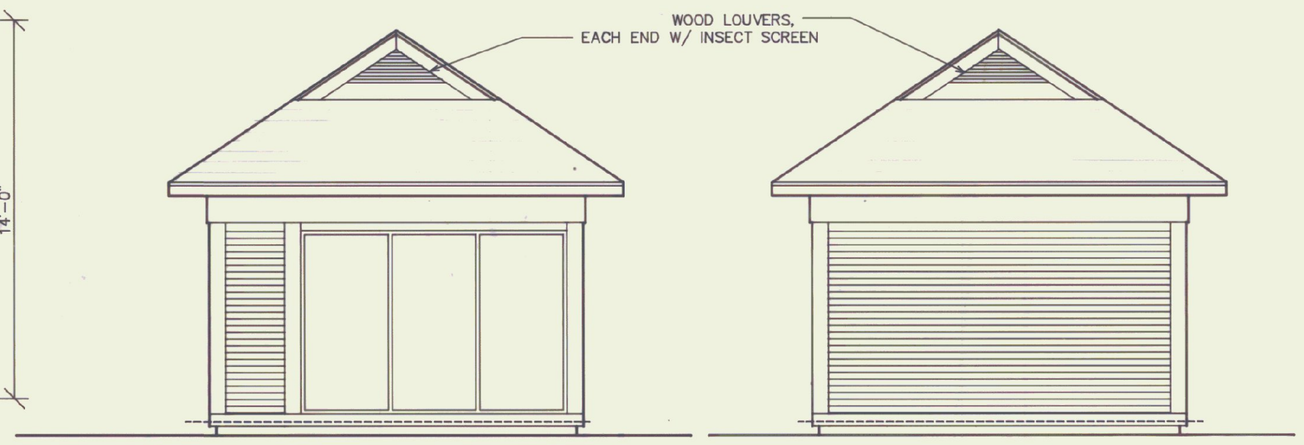

SIDE ELEVATIONS

SCALE: 1/4" = 1'-0"

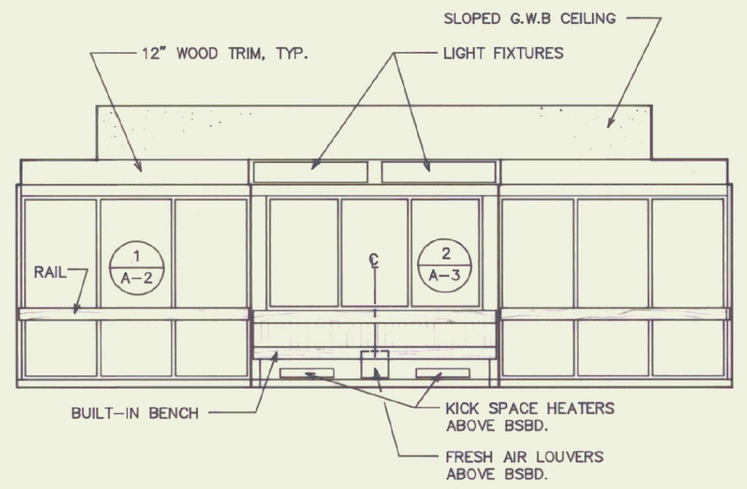

I INT. ELEVATION OF FRONT WALL

SCALE: 1/4" = 1'-0"

REGISTERED ARCHITECT
PAUL O. HARTMANN
No. 1358
STATE OF VERMONT

HARTMANN ASSOCIATES, PC
ARCHITECTS & ENERGY CONSULTANTS
36 LIBERTY STREET, MONTPELIER, VERMONT 05602
(802) 229-9495

REVIEWS & REVISIONS

VENDING

OWNER: STATE OF VERMONT
DEPT. OF STATE BUILDINGS
MONTPELIER, VERMONT

PLANS, SECTIONS AND ELEVATIONS

DATE: MAY 1990
BY: PH & EG

A-1

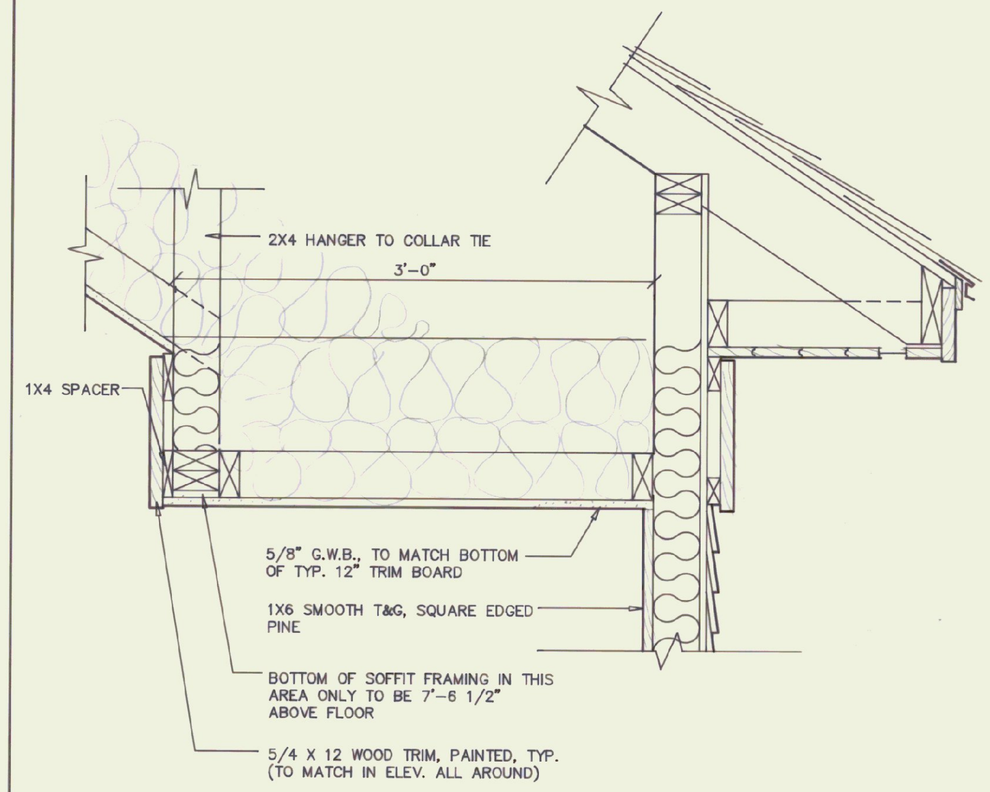

4 EAVE DETAIL @ BACK WALL

SCALE: 1 1/2" = 1'-0"

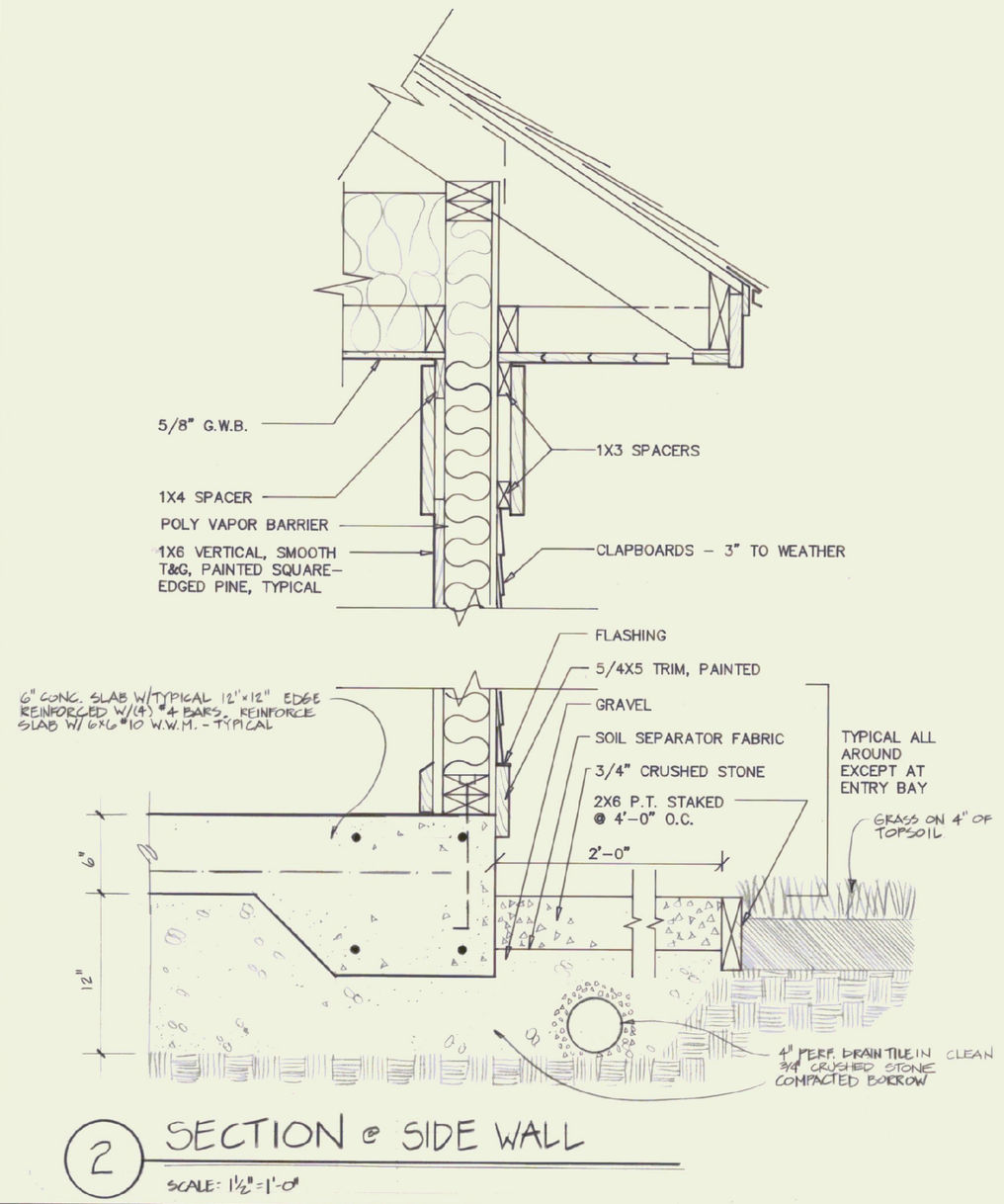

2 SECTION @ SIDE WALL

SCALE: 1½" = 1'-0"

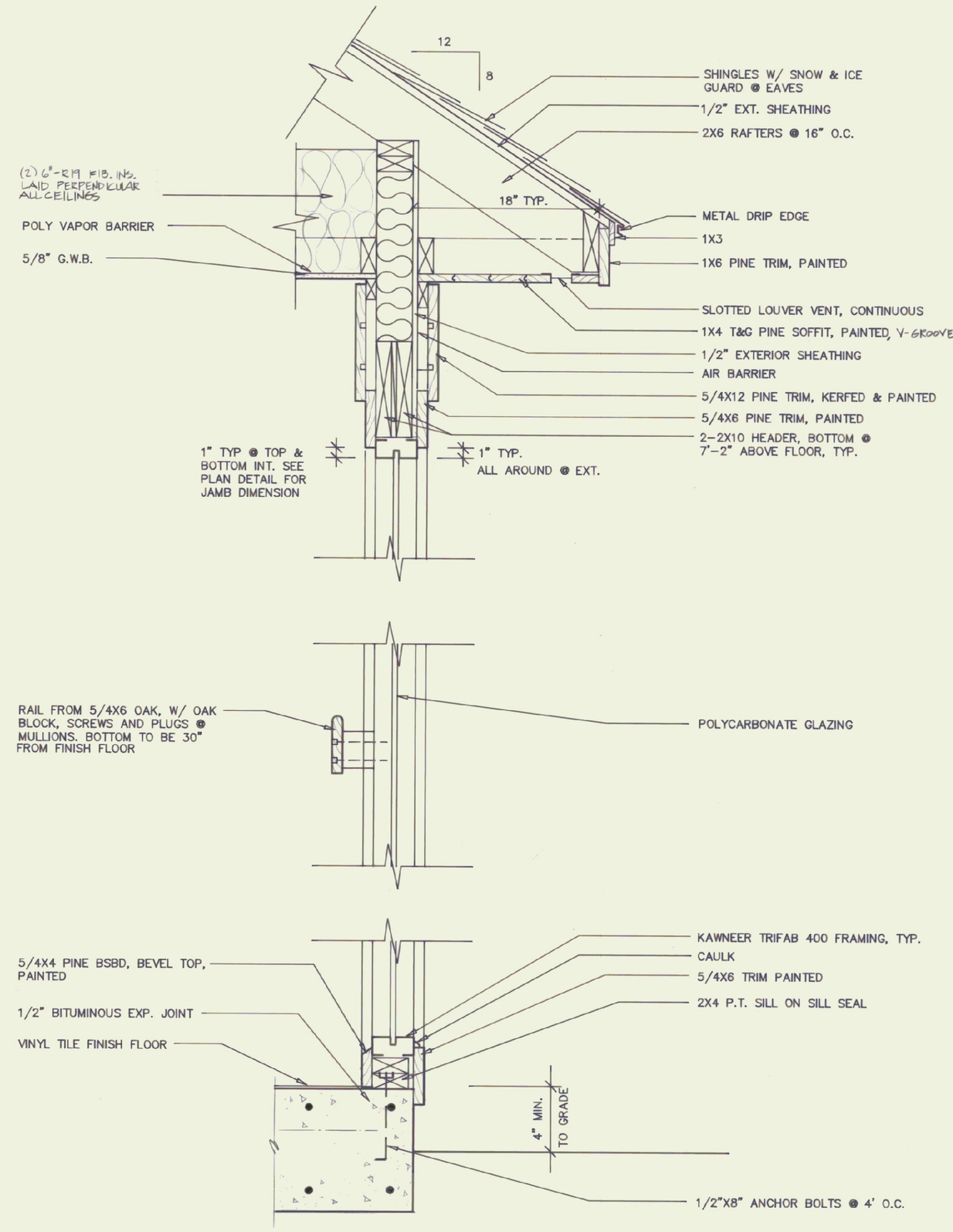

1 WALL SECTION THRU GLAZING (TYP)

SCALE: 1 1/2" = 1'-0"

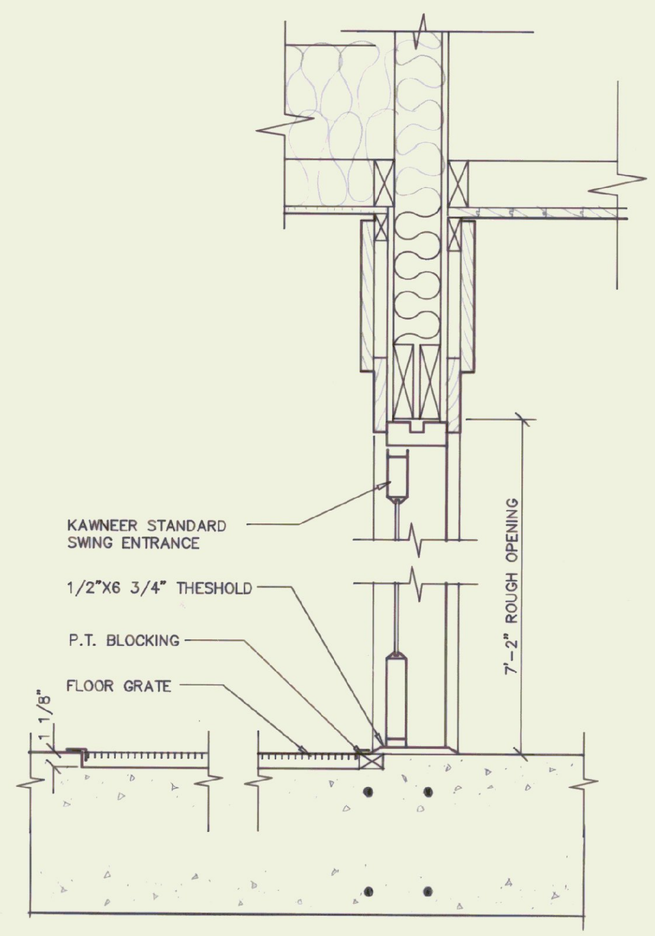

5 SECTION THRU DOOR

SCALE: 1 1/2" = 1'-0"

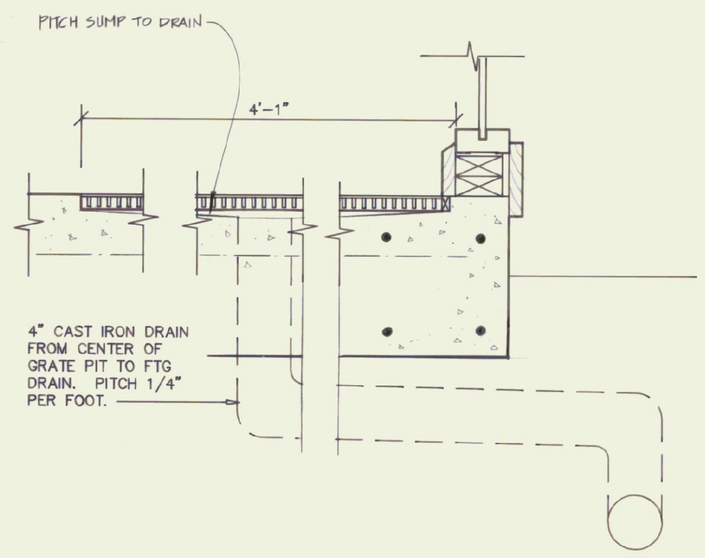

3 SECTION THRU FLOOR GRATE

SCALE: 1 1/2" = 1'-0"

REGISTERED ARCHITECT PAUL D. HARTMANN No. 1358 STATE OF VERMONT

HARTMANN ASSOCIATES, PC
ARCHITECTS & ENERGY CONSULTANTS
36 LIBERTY STREET, MONTPELIER, VERMONT 05602
(802) 229-9495

REVIEWS & REVISIONS

8-29-90 ROUGHED STONE RE-HEADER DESIGN

VENDING

OWNER: STATE OF VERMONT
DEPT. OF STATE BUILDINGS
MONTPELIER, VERMONT

DETAILS

DATE: MAY 1990
BY: PH & EG

A-2

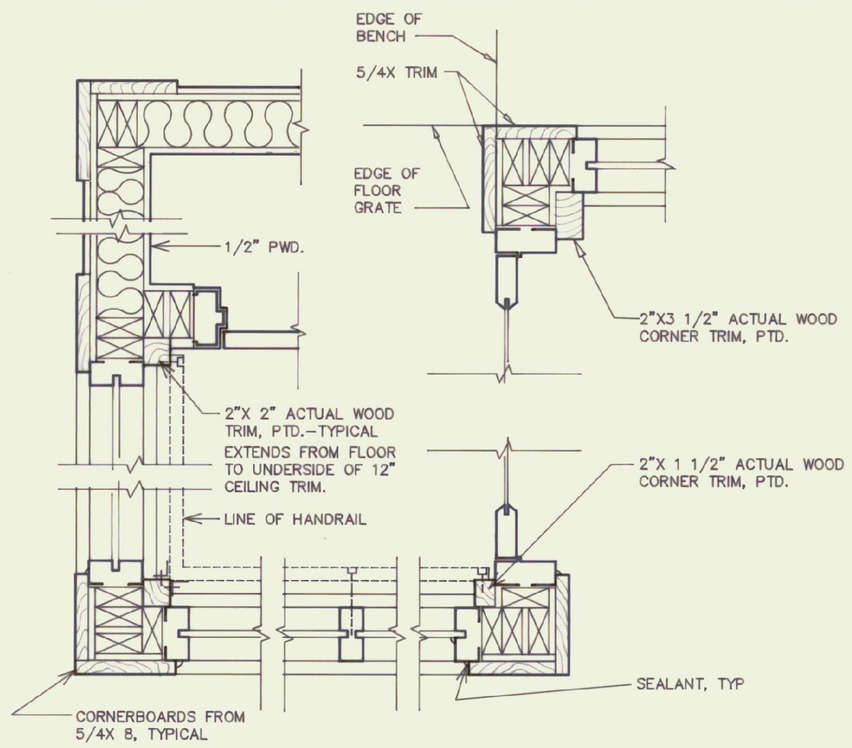

1 TYPICAL PLAN DETAILS

SCALE: 1 1/2" = 1'-0"

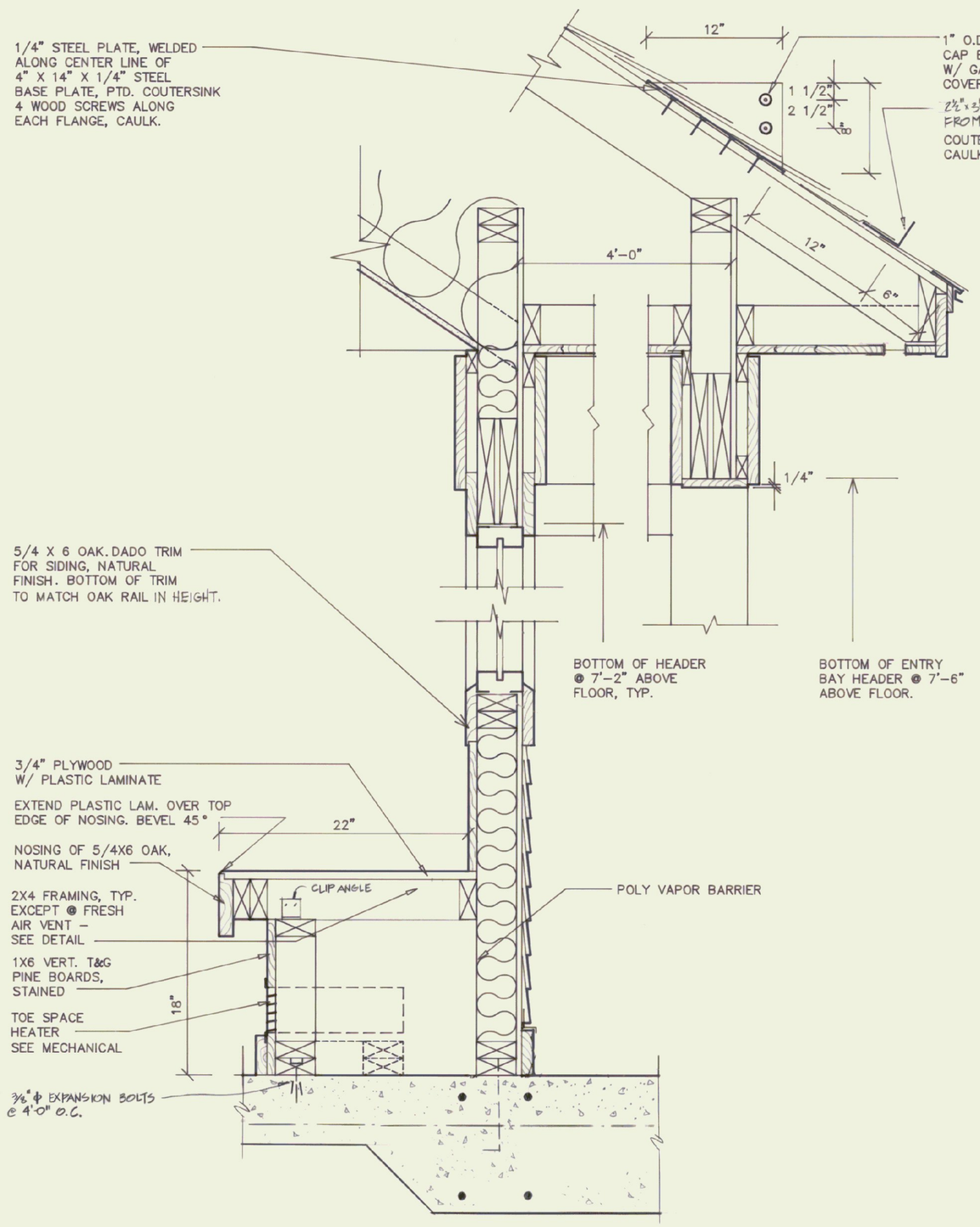

2 WALL SECTION @ BENCH

SCALE: 1 1/2" = 1'-0"

LIGHTING FIXTURE SCHEDULE

SYMBOL	MFR & CATALOG NO.	DESCRIPTION	MOUNTING	LAMP QTY & TYPE	WATTAGE	NOTES
A	KENALL 28-60-26	"DECO-CELL" TWIN-TUBE FLUOR.	CLG-SURF	(2)-13WTT	26W/120V	DURANODIC BRONZE W/ PRISMATIC LENS
B	KENALL 7270-EL-MS	2 TUBE FLUOR W/ PRISMATIC LENS & EM. BATTERY PACK	WALL-SURF	(2)F40T12	80W/120V	W/ (3) #9500 POSIGRIP SCREWDRIVERS (W/ EMERG. LIGHT CAPACITY BUILT INTO FIXTURES)
C	GENERIC	PORCELAIN SOCKET W/ WALL SWITCH	-SURF	(1) INCAND. A-LAMP	75W/120V	

HVAC EQUIPMENT SCHEDULE

SYMBOL	MFR & CATALOG NO.	DESCRIPTION	MOUNTING	RATING	ELECTRICAL	NOTES
1	DAYTON #2E882	WALL MTD HTR	SEE NOTE	5120 BTUH	6.3A,240V,1.5KW	BUILT-IN @ ENDS OF BENCH
2	DAYTON #2E442	KICK SPACE HTR	SEE DETAIL	6826 BTUH	8.3A,240V,2KW	ABOVE BSBD, UNDER BENCH
3	DAYTON #2E434	WALL MTD HTR	2'A.F.F.		12.5A,120V,1.5KW	INTEGRAL T-STAT ON UNIT
4	MCMASTER CARR #2034K42	MOTORIZED INTAKE DAMPER	12"x 12" ABOVE BSBD, BELOW BENCH		VERIFY	PROVIDE BIRD/ INSECT SCREEN AND LOUVER
5	TRANE "GFY DIRECT DR.	EXHAUST FAN	ABOVE CLG		VERIFY	SEE SPECS.
6	MCMASTER CARR #2038K61	WALL LOUVER	12" x 12", ABOVE BSBD.		———	BELOW BENCH. SEE INTERIOR ELEV.

ROOM FINISH SCHEDULE

ROOM NAME	FLOORS			WALLS		CEILING		COMMENTS
	BASE	FINISH	BASEBD	BASE	FINISH	BASE	FINISH	
ELEC. CLOSET	CONC.	VINYL TILE	4" VINYL	1/2" PWD.	PAINTED	5/8" G.W.B.	PAINTED	
STORAGE	CONC.	VINYL TILE	4" VINYL	1/2" PWD.	PAINTED	5/8" G.W.B.	PAINTED	
VENDING AREA	CONC.	VINYL TILE	5/4 X 6	1 X 6 VERT. PINE BDS. SQ. EDGE	OPAQUE STAIN	5/8" G.W.B.	PAINTED	

WINDOW SCHEDULE

NOTE: ROUGH OPENING GIVEN TO INDICATE GENERAL WINDOW SIZE. CONTRACTOR TO VERIFY & COORDINATE IN FIELD

○	MANUFACTURER'S CATALOG NO.	TYPE	GLAZ.	FINISH		RGH. OPENING (W X H)	HEAD HGT.	COMMENTS
				INTERIOR	EXTERIOR			
A	KAWNEER TRIFAB "400"	ALUMINUM	1/4" LEXAN	DARK BRONZE, ANODIZED	DARK BRONZE, ANODIZED	8'-1" X 6'-11"	7'-2" TO BTM OF HDRS.	
B	KAWNEER TRIFAB "400"	ALUMINUM	1/4" LEXAN	DARK BRONZE, ANODIZED	DARK BRONZE, ANODIZED	10'-1" X 6'-11"	↓	FIELD VERIFY ALL DIMENSIONS
C	KAWNEER TRIFAB "400"	ALUMINUM	1/4" LEXAN	DARK BRONZE, ANODIZED	DARK BRONZE, ANODIZED	8'-10" X 4'-3 3/4"	↓	

DOOR SCHEDULE

○	NEW/ EXIS	DOORS						FRAME				HDW.		COMMENTS
		TYPE	MATL	SIZE	THK	FINISH	UL	TYPE	MATL	FINISH	UL	SET	TI-R	
1	NEW	KAWNEER 350 - SWING	ALUM & GLAZ*	3'-0"X7'-0"	1 3/4"	DARK BRONZE	-	KAWNEER TRIFAB 450	ALUM	DARK BRONZE	-	1	1	R.O. 7'-2" X 3'-4", * 1/4" POLYCARBONATE GLAZING
2	"	"	"	"	"	"	-	"	"	"		"	"	"
3	"	HOLLOW METAL	H.M.	2'-0"X7'-0"	1 3/4"	PAINT	-	HOLLOW METAL 4 3/4"X2"	H.M.	PAINT	-	2	-	W/ 12" X 12" LOUVER
4	"	"	"	"	"	"	-	"	"	"		"	"	"

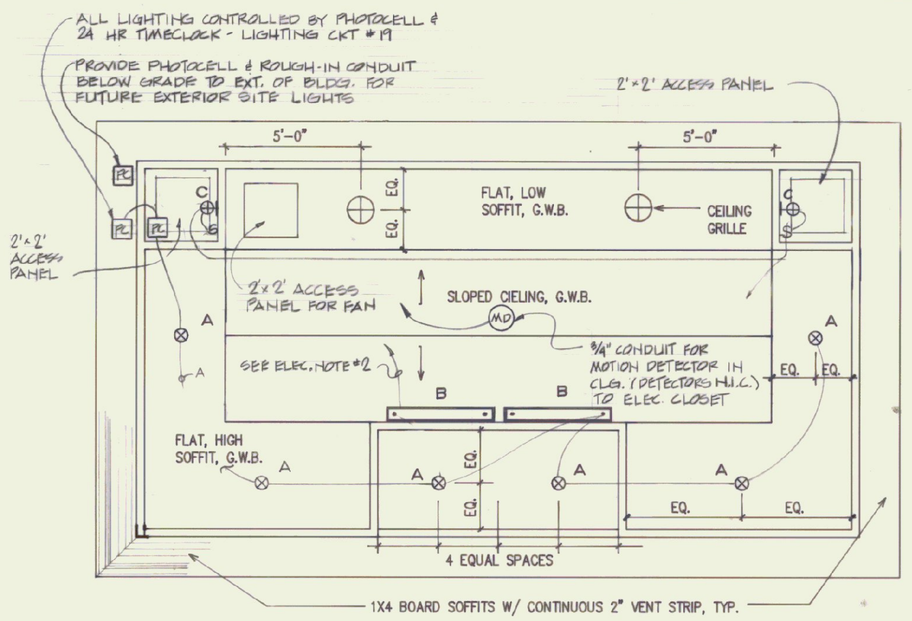

REFLECTED CEILING PLAN

SCALE: 1/4" = 1'-0"

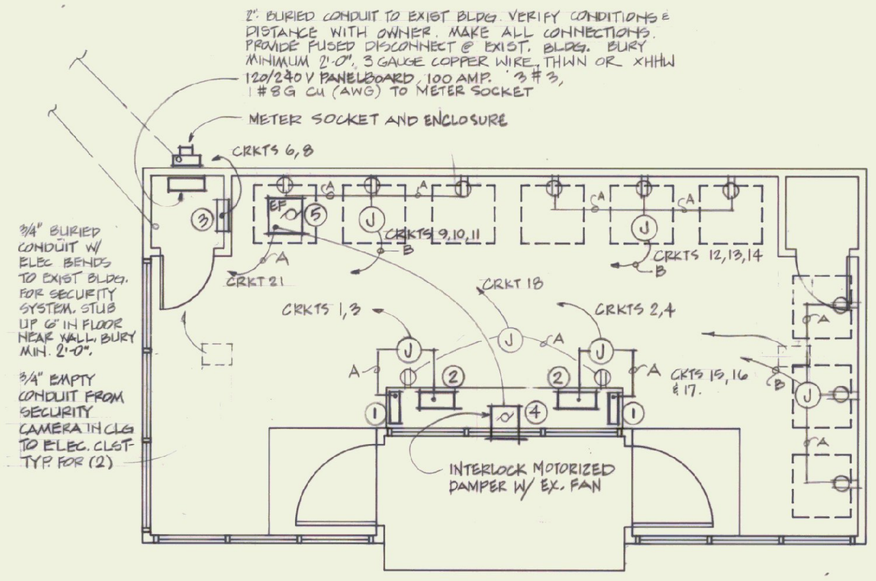

ELECTRICAL PLAN

A - 2#12, 1#12G, ½"C
B - 7#12, 1#12G, ¾"C
(J) - JUNCTION BOX

SCALE: 1/4" = 1'-0"

NOTES:
1. CONTRACTOR TO VERIFY CIRCUITING REQUIREMENTS W/ LIGHTS & EQUIPMENT.
2. WIRE FIXTURES TO SEPARATE TIMECLOCK FOR CONTINUOUS OPERATION AT NIGHT - INTERMATIC #E1 341 SWITCH IN ELEC. CLOT.

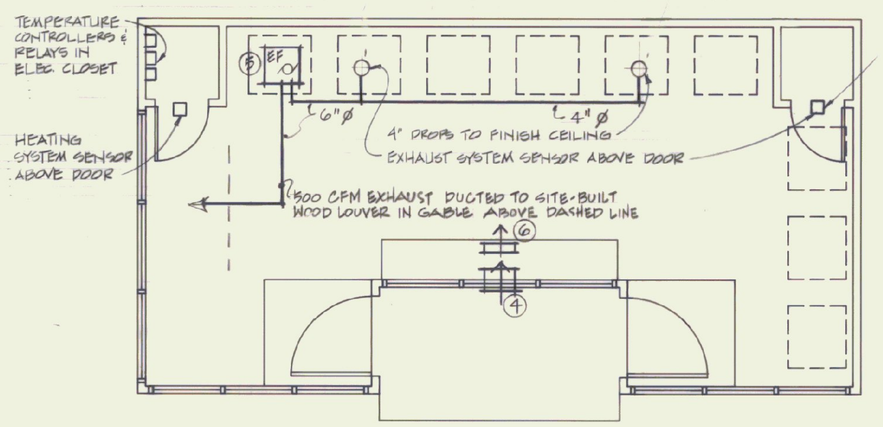

HVAC PLAN

SCALE: 1/4" = 1'-0"

PAUL D. HARTMANN REGISTERED ARCHITECT No. 1389 STATE OF VERMONT

HARTMANN ASSOCIATES, PC
ARCHITECTS & ENERGY CONSULTANTS
36 LIBERTY STREET, MONTPELIER, VERMONT 05602
(802) 229-9495

REVIEWS & REVISIONS
8-2-90 BIDDING CORRECTION
2 PERMIT SUBMISSION

VENDING

OWNER: STATE OF VERMONT
DEPT. OF STATE BUILDINGS
MONTPELIER, VERMONT

SCHEDULES & DETAILS
MECHANICAL & ELECTRICAL

DATE: MAY 1990
BY: EG - PH

A-3