MECHANICAL LEGEND & ABBREVIATIONS

	NEW DUCTWORK		UNIT HEATER
	EXISTING DUCTWORK TO REMAIN	T	THERMOSTAT, C=COOLING, E=120 VAC
	EXISTING DUCTWORK TO BE REMOVED	FOS	FUEL OIL SUPPLY
AP	DUCT ACCESS PANEL		BALL VALVE
	SUPPLY DUCT DROP		BALANCING VALVE
	SUPPLY DUCT RISER		2-WAY CONTROL VALVE (SC=SELF-CONTAINED)
	RETURN OR EXHAUST DUCT DROP		3-WAY CONTROL VALVE
	RETURN OR EXHAUST DUCT RISER		PRESSURE GAUGE
	FLEXIBLE DUCTWORK		PRESSURE RELIEF VALVE
	VOLUME DAMPER		DRAIN VALVE
MD	MOTOR OPERATED DAMPER		PIPE STRAINER
FD	FIRE DAMPER, FD=FIRE DAMPER		PIPE STRAINER WITH BLOW DOWN VALVE
	AIR FLOW INDICATOR		CHECK VALVE
	SUPPLY DIFFUSER		BACKFLOW PREVENTER
	RETURN AND EXHAUST REGISTER	CH	CABINET HEATER
		WH	WALL HEATER
HWS	HOT WATER SUPPLY	UH	UNIT HEATER
HWR	HOT WATER RETURN	PRV	PRESSURE REDUCING VALVE
	AIR VENT		CEILING EXHAUST FAN
L	LIQUID REFRIGERANT LINE	BDD	BACKDRAFT DAMPER
S	SUCTION REFRIGERANT LINE		

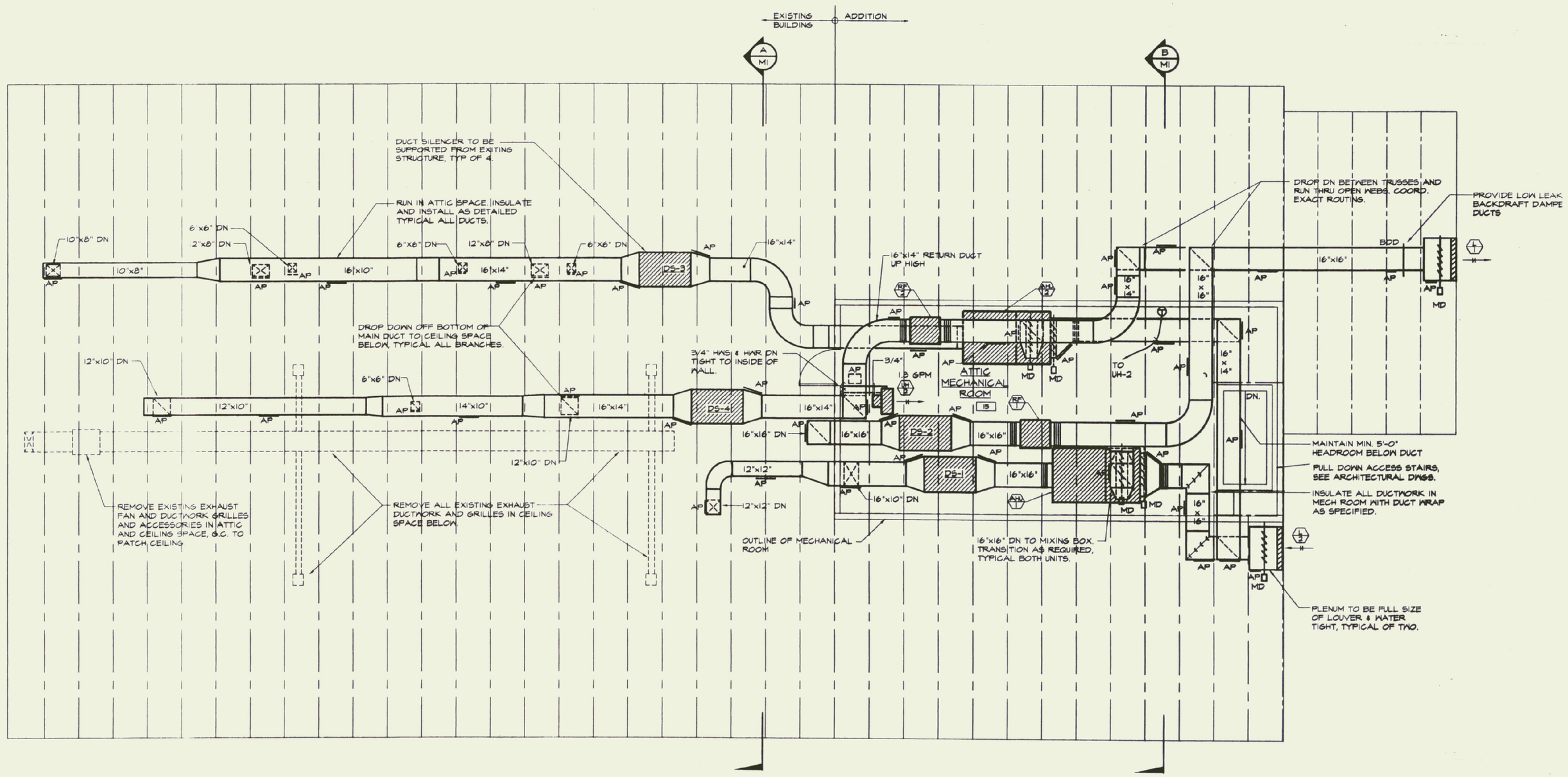

ATTIC LEVEL - DUCTWORK PLAN

SCALE: 1/4"=1'-0"

NOTE:
PROVIDE DUCT ACCESS PANELS AS INDICATED OR AS REQUIRED TO COMPLY WITH NFPA 90A AND SMACNA TO ALLOW FOR AIR DUCT CLEANING AND ACCESS.

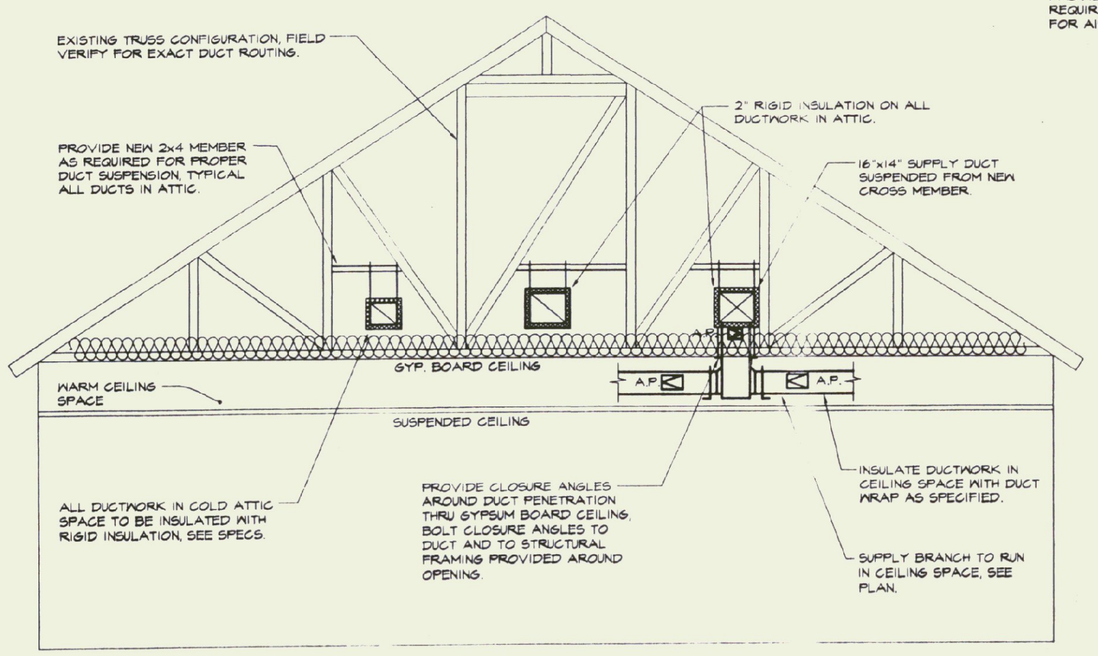

BUILDING SECTION (A / M1)

SCALE: 1/4"=1'-0"

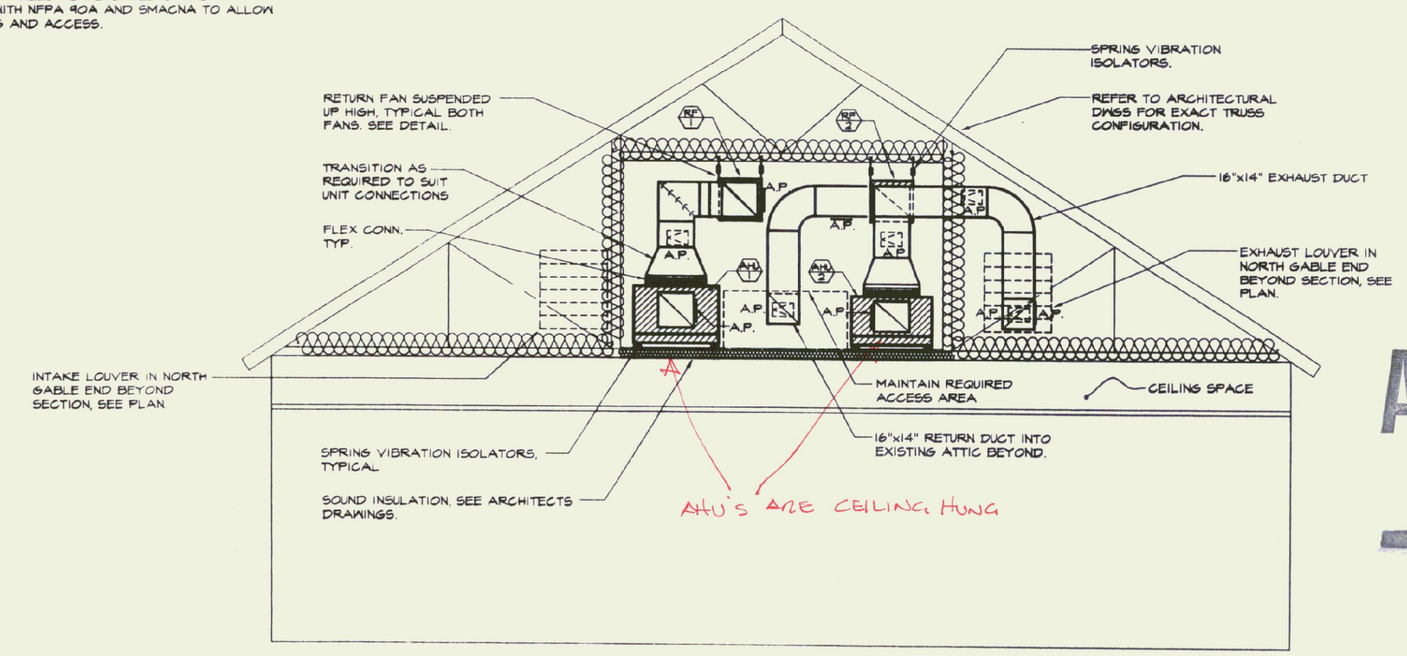

BUILDING SECTION (B / M1)

SCALE: 1/4"=1'-0"

AS-BUILT

THE STATE OF VERMONT DANIEL W. CUDNOHUFSKY 9/1/00 PROFESSIONAL ENGINEER

'ATES ARCHITECTS 'CK, VERMONT 05091 ONSULTING ENGINEERS RUTLAND, VERMONT 05701	DEPARTMENT OF MOTOR VEHICLES RUTLAND – RENOVATION & ADDITION ATTIC PLAN – MECHANICAL DUCTWORK	N ACT. N NOM	JOB #: CADD #: BY: TDL	SCALE: AS NOTED DATE: MAY 2000 REVISIONS:	M1