PLUMBING FIXTURE SCHEDULE

MARK	DESCRIPTION	CONNECTIONS W.	CONNECTIONS V	CONNECTIONS CW	CONNECTIONS HW
P1	HANDICAPPED WATERCLOSET - KOHLER "HIGHLINE" (3.5 GALS. PER FLUSH) VITREOUS CHINA JET FLUSH CLOSE-COUPLED, SIPHON JET 18" HIGH ELONGATED BOWL WITH TANK, ALSO KOHLER "LUSTRA" K-4650 OPEN FRONT SEAT WITH COVER, ALSO 3/8" ANGLE SUPPLY	3"	2"	1/2"	1/2"
P2	HANDICAPPED LAVATORY - AMERICAN STANDARD "SCOTIAN" 20" X 18" VITREOUS CHINA WALL MOUNTED LAVATORY W/ ZURN PARAPLEGIC CONCEALED ARM CARRIER, SYMMONS "TEMPTROL" S-90-2-W-FR (0.5 GPM FLOW RESTRICTED) EXTRA LONG SINGLE LEVER HANDLE FAUCET W/ ROD AND POP-UP DRAIN ASSEMBLY, ALSO 3/8" ANGLE SUPPLIES AND 1 1/4" P-TRAP. INSULATE ALL EXPOSED PIPING BENEATH LAVATORY W/ 1/2" ARMAFLEX. (MOUNT BOTTOM LIP OF LAVATORY A MIN. OF 29" A.F.F.)	2"	2"	1/2"	1/2"
P3	MOP RECEPTOR - FIAT MSB-2424 24" X 24 X 10" HIGH MOLDED STONE FLOOR MOUNTED SERVICE BASIN W/ FIAT 830-AA WALL MOUNTED DUAL CONTROL FAUCET W/ WALL BRACE AND VACUUM BREAKER, ALSO FIAT 832-AA AND 889-CC HOSE/HOSE BRACKET AND MOP HANGER.	2"	2"	1/2"	1/2"
HB	EXTERIOR HOSEBIBB - WOODFORD MODEL 25 AUTOMATIC DRAINING, VACUUM BREAKER-BACKFLOW PROTECTED FROST PROOF HOSEBIBB (MOUNT APPROXIMATELY 18" ABOVE GRADE)	—	—	3/4"	—
WCO	WALL CLEANOUT - CLEANOUT PLUG TO BE RAISED HEAD TYPE W/ ACCESS AND ACCESS COVER.	NOTED	—	—	—
GCO	GRADE CLEANOUT - CLEANOUT PLUG TO BE RAISED HEAD TYPE W/ ACCESS AND ACCESS COVER.	NOTED	—	—	—

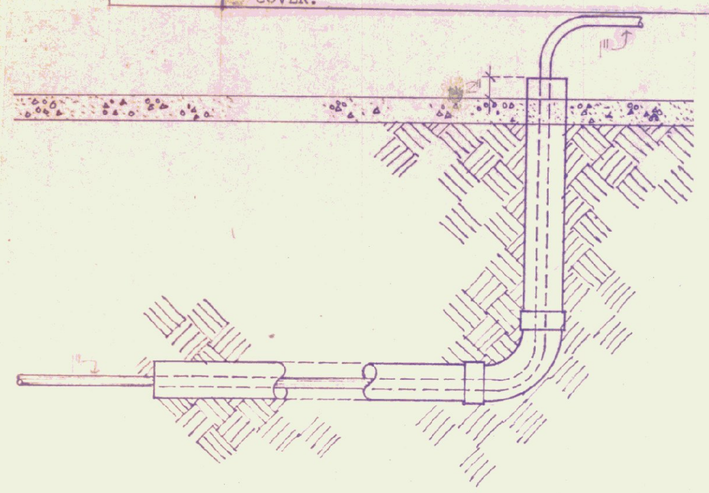

A WATER SERVICE SLEEVE DETAIL
N.T.S.

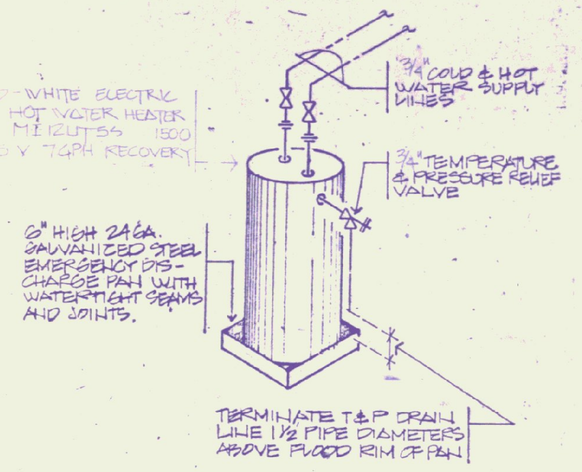

B HOT WATER HEATER DETAIL
N.T.S.

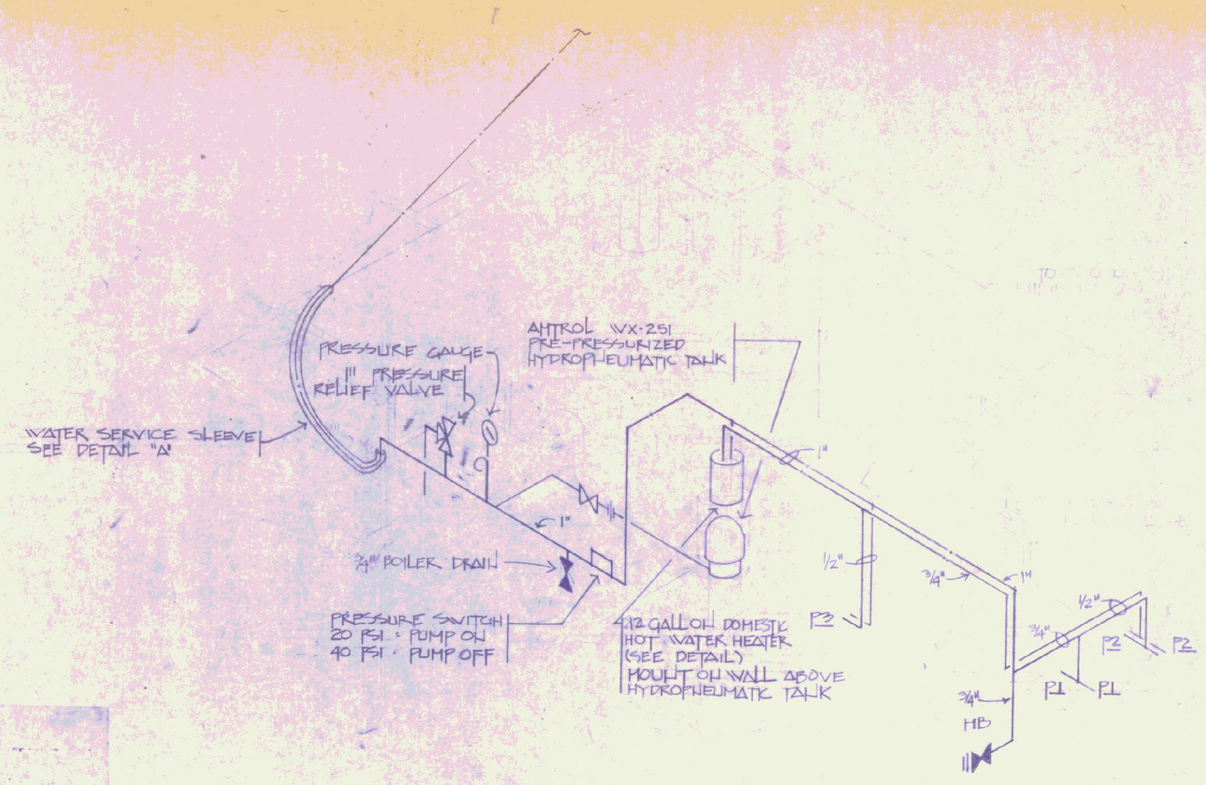

DOMESTIC WATER SUPPLY RISER DIAGRAM
NTS

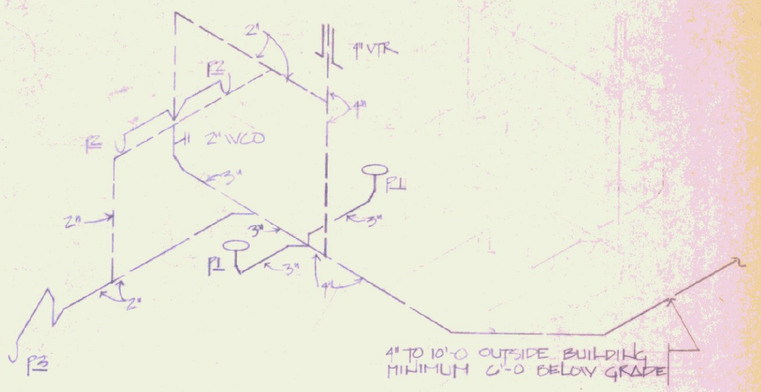

SANITARY WASTE & VENT RISER DIAGRAM
NTS

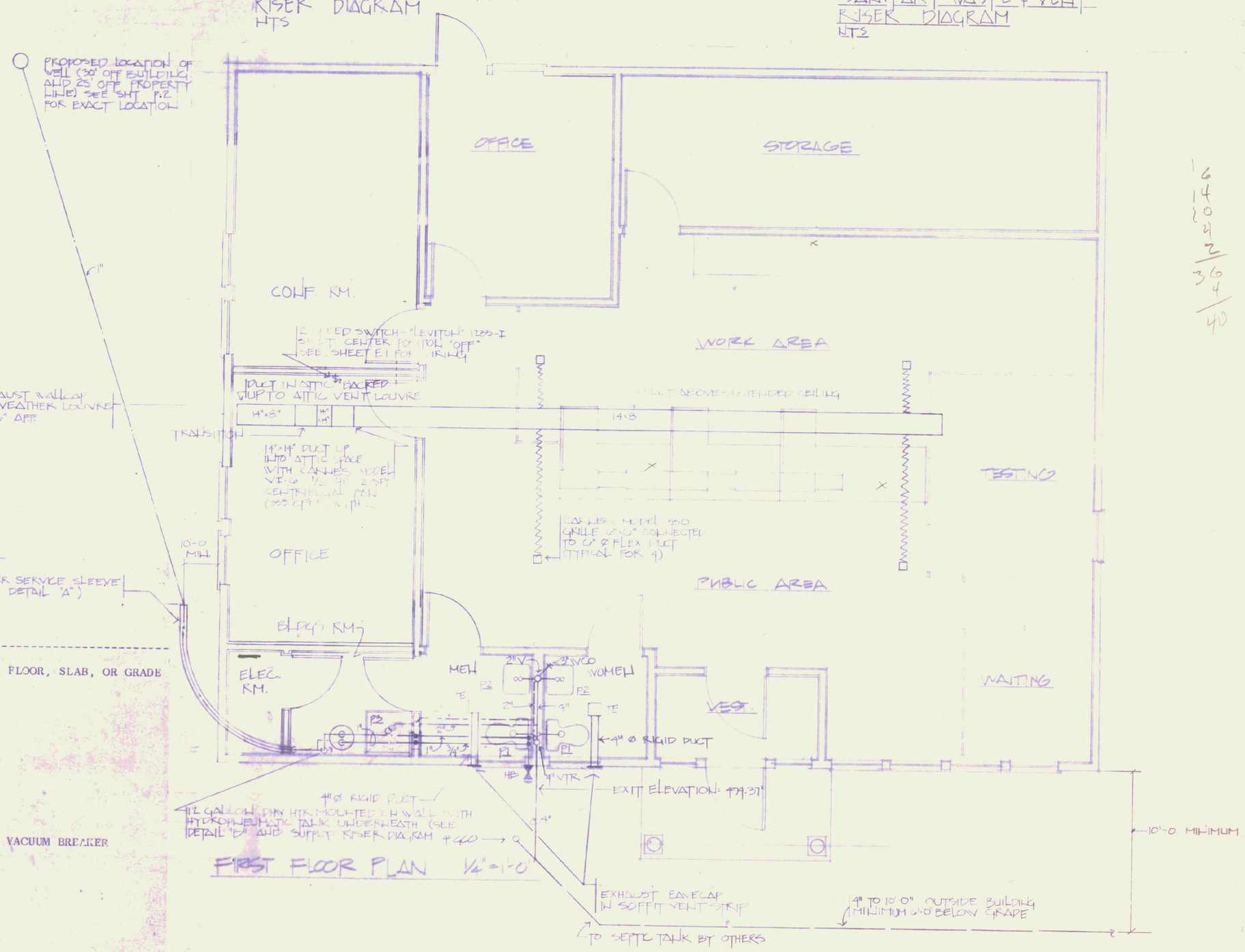

FIRST FLOOR PLAN 1/4"=1'-0

PLUMBING / VENTILATION SPECIFICATIONS

1) PROVIDE ALL LABOR AND MATERIALS NECESSARY TO FURNISH COMPLETE FUNCTIONAL SYSTEMS AS DESCRIBED ON THE DRAWING(S).

2) ALL WORK SHALL COMPLY WITH STATE AND LOCAL CODES, THE NATIONAL PLUMBING CODE, BOCA, ASHRAE AND SMACNA STANDARDS.

3) ALL WASTE AND VENT PIPING SHALL BE SERVICE WEIGHT OR HEAVIER CAST IRON JOINED WITH NO HUB STAINLESS STEEL/NEOPRENE COUPLINGS OR CAST IRON CONNECTORS W/ NEOPRENE INSERTS AS DESIGNATED BY A.S.T.M. C-564-70(76).

4) SCHEDULE 40-DWV, PVC PLASTIC PIPE AND FITTINGS (A.S.T.M. D2665-81) OR SCHEDULE 40-DWV, ABS PLASTIC PIPE AND FITTINGS (A.S.T.M. D2661-81a) MAY BE USED ABOVE GRADE ONLY, IN ACCORDANCE WITH THE STATE FIRE MARSHAL'S REGULATIONS. (IMPORTANT !!! CONTACT STATE FIRE MARSHAL BEFORE SUBSTITUTING CAST IRON PIPE WITH ANY PLASTIC PIPE, FOR ACCEPTABLE AREAS OF USE.).

5) ALL WASTE PIPING 4 INCH IN DIAMETER AND GREATER SHALL PITCH 1/8 INCH PER LINEAR FOOT. ALL WASTE PIPE 3 INCH IN DIAMETER AND SMALLER SHALL PITCH 1/4 INCH PER LINEAR FOOT.

6) ALL HORIZONTAL RUNS OF CAST IRON PIPE FOR WASTE AND VENT SHALL BE SUPPORTED NO FURTHER THAN 5 FEET FOR 5 FOOT LENGTHS OR 10 FEET FOR 10 FOOT LENGTHS, LOCATED NEAR A HUB, AND AT EACH FITTING WHERE "NO-HUB" PIPE CONNECTIONS ARE MADE.

7) ALL HORIZONTAL RUNS OF PLASTIC PIPE FOR WASTE AND VENT SYSTEMS SHALL BE SUPPORTED W/ HANGERS OR SUPPORTS AT A MAXIMUM SPACING OF 4 FEET AND AT OR NEAR THE BASE OF EACH VERTICAL RISER USING HANGERS AS SPECIFIED BY THE MANUFACTURER. PLASTIC PIPE SHALL BE SECURELY ANCHORED WITH RESTRAINING FITTINGS IN BUILDINGS GREATER THAN 2 STORIES ABOVE GROUND AT EACH FLOOR LEVEL.

8) ALL BELOW GRADE DOMESTIC WATER PIPE SHALL BE TYPE K ANNEALED COPPER WITH FLARE-TYPE COMPRESSION FITTINGS. ALL ABOVE GRADE DOMESTIC WATER PIPE SHALL BE TYPE L HARD DRAWN COPPER JOINED WITH WROUGHT COPPER FITTINGS AND 50/50 (TIN-LEAD) OR 95/5 (TIN-ANTIMONY) SOLDER.

9) HANG ALL WATER PIPING WITH HANGERS ON 6 FOOT CENTERS FOR PIPING 1/2", 8 FOOT CENTERS FOR PIPING 3/4" AND AT 10 FOOT CENTERS FOR LARGER SIZES.

10) INSULATE ALL HOT AND COLD DOMESTIC WATER PIPE WITH 1/2 INCH OWENS/CORNING ASJ/SSL-II OR MANVILLE "MICRO-LOK, AP-T" FIBREGLASS AND SERVICE JACKET.

11) ALL WASTE, VENT AND WATER PIPE HANGERS SHALL BE PIPE RING, SPLIT PIPE RING, EXTENSION SPLIT PIPE CLAMP OR CLEVIS TYPE, W/ MEANS FOR ADJUSTING THE LENGTH OF THE HANGER ROD.

12) THE INDIVIDUAL HOT AND/OR COLD WATER SUPPLY LINES TO EACH PLUMBING FIXTURE SHALL HAVE AIR SHOCK ABSORBERS OR 12 INCH - FULL PIPE SIZE, AIR COLUMNS INSTALLED.

13) EACH PLUMBING FIXTURE SHALL BE FED THROUGH A STOP AND WASTE VALVE, AND SUPPLIED W/ WALL OR FLOOR ESCUTCHEONS.

14) ALL BATHROOM AND CLOTHES DRYER EXHAUST DUCTWORK EQUAL TO OR LESS THAN 14 FEET IN TOTAL LENGTH AND TOTALLY ACCESSIBLE SHALL BE CLEVPAK CORP. CLEVAFORM TYPE GS METALLIC (HOT DIPPED GALVANIZED STEEL) SELF-SUPPORTING FLEXIBLE DUCT OR EQUAL. ALL BATHROOM AND CLOTHES DRYER EXHAUST DUCTWORK GREATER THAN 14 FEET IN TOTAL LENGTH AND/OR IS NON-ACCESSIBLE SHALL BE RIGID 24 GAGE GALVANIZED STEEL.

15) ALL VENTILATION OR EXHAUST DUCTWORK SHALL BE INSULATED WITH 1 1/2" OF OWENS/CORNING FIBERGLASS ALL-SERVICE FRK (REINFORCED FOIL KRAFT VAPOR BARRIER FACING) INSULATION. DUCTWORK IN ATTIC SPACES MAY BE COVERED WITH ATTIC INSULATION IN LIEU OF DUCT INSULATION.

16) ALL PUBLIC TOILET EXHAUST FANS SHALL EXHAUST A MINIMUM OF 40 CFM OF AIR TO THE OUTDOORS.

17) MATERIALS SHALL BE APPROVED EQUALS TO THOSE SCHEDULED ON THE DRAWINGS.

MECHANICAL LEGEND

- HEAVY LINES INDICATE PIPES UNDER FLOOR, SLAB, OR GRADE
- W--SANITARY WASTE
- V--VENT
- CW--DOMESTIC COLD WATER SUPPLY
- HW--DOMESTIC HOT WATER SUPPLY
- PIPING UP
- PIPING DOWN
- HB--EXTERIOR HOSEBIBB W/ BFP AND VACUUM BREAKER
- BALL VALVE
- CV--CHECK VALVE
- UNION
- WCO-- WALL CLEANOUT
- RIGID RECTANGULAR DUCT
- FLEXIBLE METALLIC ROUND DUCT
- AFF--ABOVE FINISH FLOOR
- AFG--ABOVE FINISH GRADE
- VTR--VENT THRU ROOF
- GCO--GRADE CLEANOUT

AVENGCO
A VERMONT ENGINEERING COMPANY
ELECTRICAL AND MECHANICAL ENGINEERS
WATERBURY, VERMONT
WILLIAMSTOWN, MASS.

STATE OF VERMONT
MOTOR VEHICLE DEPARTMENT
BRANCH OFFICE: RUTLAND, VT

ATKIN·WELKIND architects
438 pine street, burlington, VT 05401
802 862-0333

PLUMBING FLOOR PLAN, RISER DIAGRAMS, SPECS, DETAILS ETC.

Project No:	904
Date:	8 OCT. 1985
Scale:	AS NOTED
By:	MPG
Chkd:	HV
Drawing No:	P-1