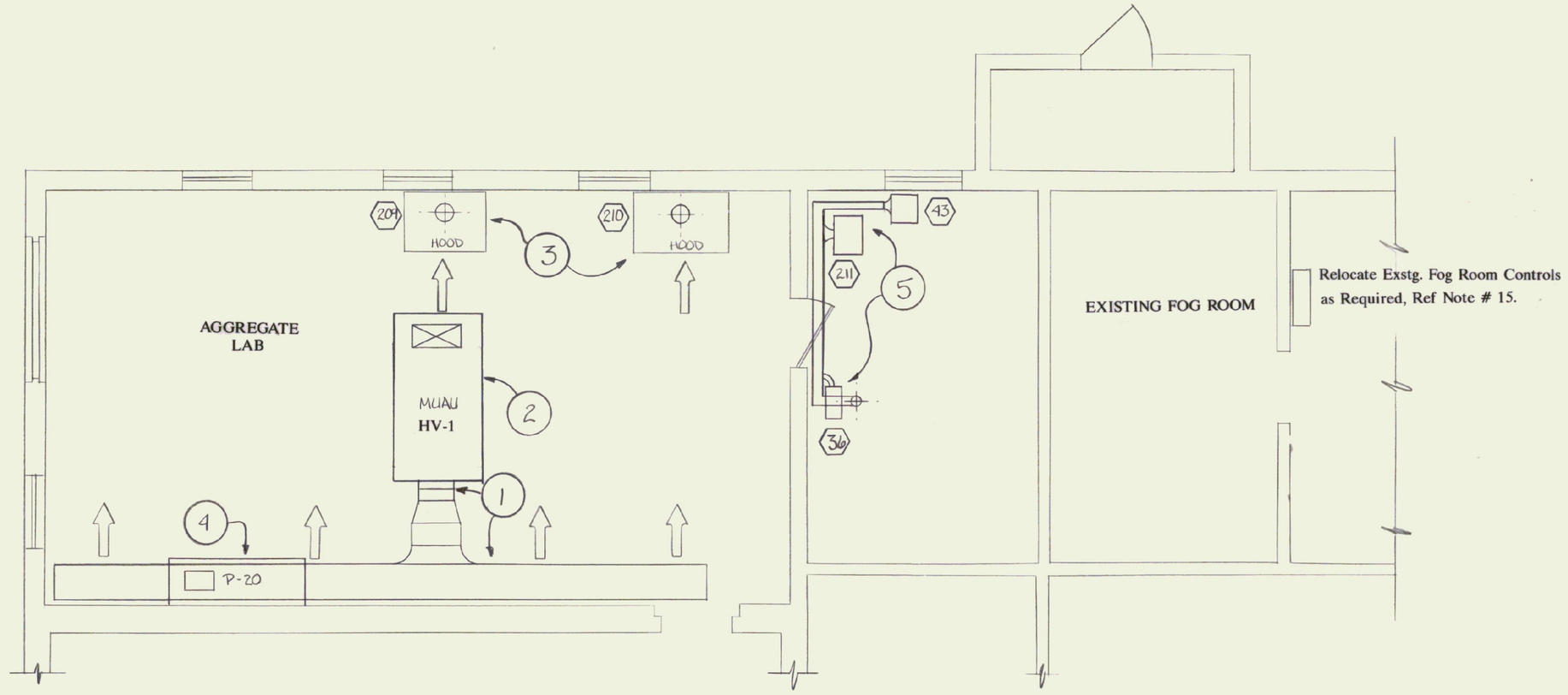

EXISTING BUILDING - DEMOLITION PLAN

SCALE : 1/4" = 1'-0"

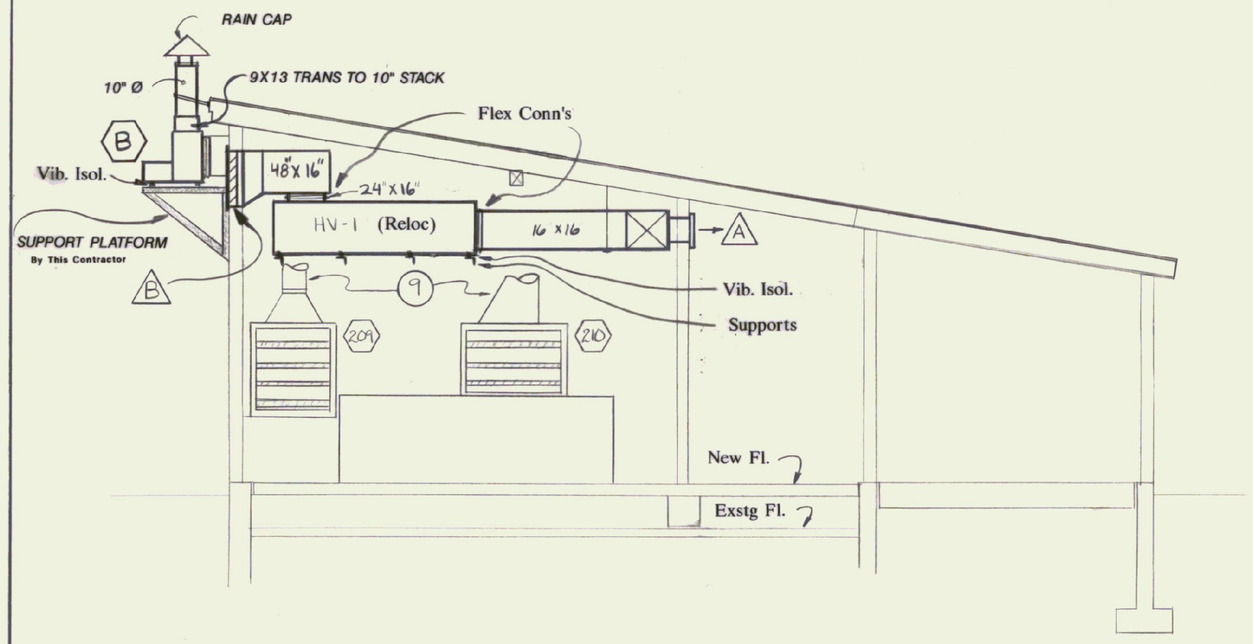

SECTION A-A NEW BUILDING - NEW WORK

SCALE : 1/4"=1'-0"

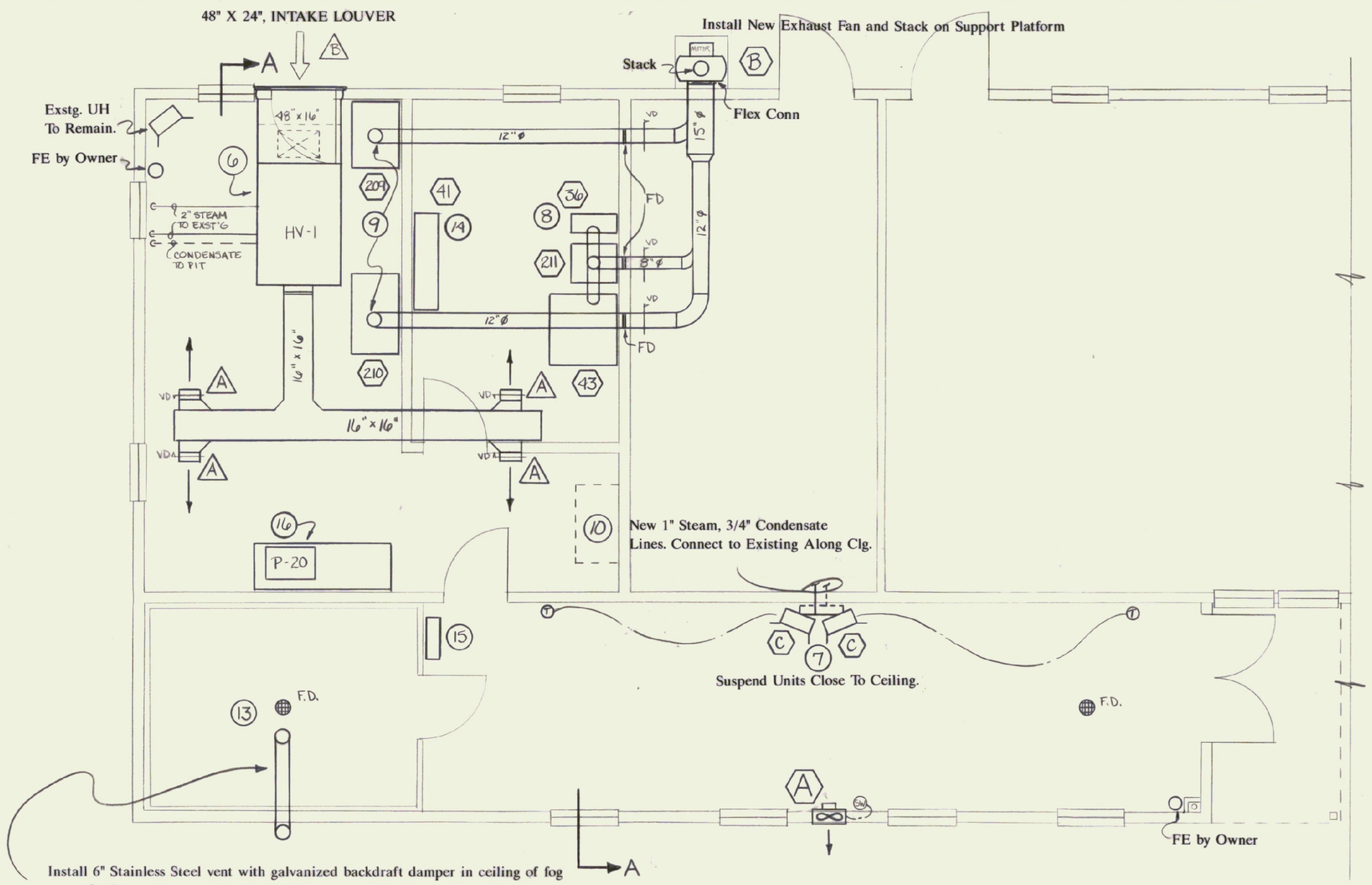

Install 6" Stainless Steel vent with galvanized backdraft damper in ceiling of fog room. Seal around penatration through fog room with silicone. Extend vent to room ceiling, through wall as shown, and turn down 90°.

NEW BUILDING - NEW HEATING & VENTILATING WORK

SCALE: 1/4"=1'-0"

DEMOLITION NOTES

1 REMOVE DUCT WORK AND CONNECTIONS TO HV-1.

2 REMOVE, FOR RELOCATION, HV-1 AND ASSOC. PIPING, TRAPS & VALVES. LEAVE EXISTING ROOF FA INTAKE DUCT WORK AND STACK AS IS.

3 REMOVE, FOR RELOCATION, DUST HOODS 209 & 210.

4 REMOVE, FOR RELOCATION, SINK P-20. CAP EXISTING SERVICES AT WALL.

5 REMOVE, FOR RELOCATION, DUST HOOD 211 AND DUCT WORK ON WEAR TESTER 43 & CRUSHER 36. SAVE DUCTWORK FOR RECONNECTION, WHERE POSSIBLE, IN NEW LOCATION.

10 REMOVE EXISTING SINK, HW, CW AND WASTE CLEAR OF NEW CONSTRUCTION.

NEW CONSTRUCTION NOTES

6 RELOCATE HV-1, MOUNT ON PLATFORM. RECONNECT 2" STEAM LINES TO EXISTING MAIN. RE-USE VALVES, TRAPS AND CONTROLS FROM OLD LOCATION.

7 INSTALL NEW UNIT HEATER. CONNECT TO EXISTING STEAM & CONDENSATE.

8 RELOCATE HOOD 211, CRUSHER 36 AND WEAR TESTER 43. RECONNECT DUCT WORK. RUN THREE (3) DUCTS INTO ONE (1) UP TO CEILING AND JOIN @ 15" SECTION PER PLAN.

9 RELOCATE AND INSTALL DUST HOODS 209 & 210. RE-USE DUCT WORK WHERE POSSIBLE. RUN NEW 12" DIA. PER PLAN TO 15" DIA. VERTICAL EXHAUST DUCT.

13 INSTALL FLOOR DRAIN IN FOG ROOM. CONNECT TO EXISTING DRAIN BEFORE NEW FLOOR IS POURED.

14 INSTALL NEW CW & DRAIN FOR BATH 41. CONNECT NEW CW TO EXISTING CW LINE. CONNECT DRAIN TO EXISTING BEFORE NEW FLOOR IS POURED. PROVIDE FAUCET FOR CW OUTLET.

15 RELOCATE AND RECONNECT THE FOG ROOM'S HUMIDITY & TEMPERATURE MONITOR (HONEYWELL). SEE SPECIFICATION FOR DETAILS ON FOG ROOM CONTROL.

16 REINSTALL RELOCATED SINK, P-20. RECONNECT TO EXISTING CW, HW, WASTE AND VENT.

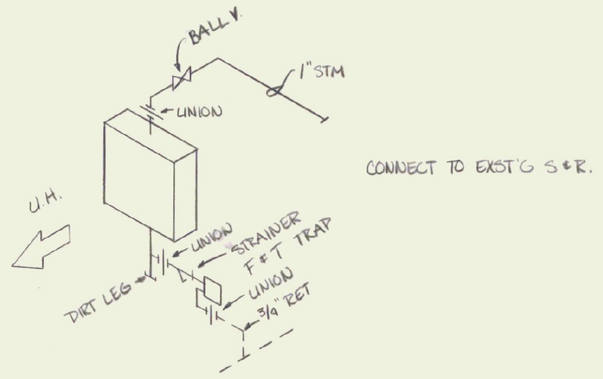

STANDARD DETAIL - (C) UNIT HEATER, STEAM

NO SCALE

NOTE: See Arch. Plans For Key Plan And Site Location.

MECHANICAL CONSULTANT GWR ENGINEERING, P.C. Consulting Engineer P.O. Box 157 SHELBURNE, VERMONT 05482 TEL: (802) 985-8061 FAX: (802) 985-8499	STATE OF VERMONT GORDON W. ROBERTS No. 1868 REGISTERED PROFESSIONAL ENGINEER	State of Vermont Department of State Buildings John Zampieri, Commissioner	Materials & Research Laboratory Berlin, VT		Janson Design, Inc. FRED KEIL, ARCHITECT P.O. BOX 55 – BOLTON ROAD, WATERBURY, VT 05676 (802) 244-5800 Architect's Project No. 247		DATE: 10-10-89 DWG. NO. M-1