PANEL PA CIRCUIT BREAKER TYPE NQOB — 225 AMP M.L.O.
120/208 VAC, 3PH, 4W, SN, GRD. BUS (22,000 A.I.C.) SURFACE MOUNT

BRANCH CIRCUIT						EQUIPMENT	WIRING	
NO.	BREAKER POLES	BREAKER AMPS	PHASE	CONN. LOAD KW	CONN. LOAD HP		COND.	WIRES
1	3	20	3		(2)3/4	EXIST. E.F. #13 & #4 SOIL PREP	1/2"	3-#12, 1-#12G
2	3	20	3		1/2	EXIST. KUWANCE HOOD BTEOW	"	"
3	3	20	3		1/2	EXIST. E.F. #11 ASPHALT RM	"	"
4	3	20	3		1	EXIST. H&V SOIL PREP. RM	"	"
5	3	20	3		1	EXIST. H&V ASPHALT RM	"	"
6	3	20	3		1 1/2	EXIST. E.F. #12 SOIL PREP	"	"
7	3	20	3		3/4	EXIST. E.F. #8 BIT. CONC. RM	"	"
8	3	20	3		1/2	EXIST. E.F. #9 ASPHALT RM	"	"
9	3	20	3		1/2	NEW CHEM LAB HOOD FAN	"	"
10	1	20	1	1.0		NEW CHEM LAB HOOD	"	2-#12, 1-#12G
11	1	20	1	.8		RECEPTACLES	"	"
12	1	20	1	.5		"	"	"
13	1	20	1	.6		"	"	"
14	1	20	1	.4		"	"	"
15	1	20	1	.2		NEW EXH. FAN	"	"
16-18	1	20	1			SPARES		
19,20	3					SPACES		

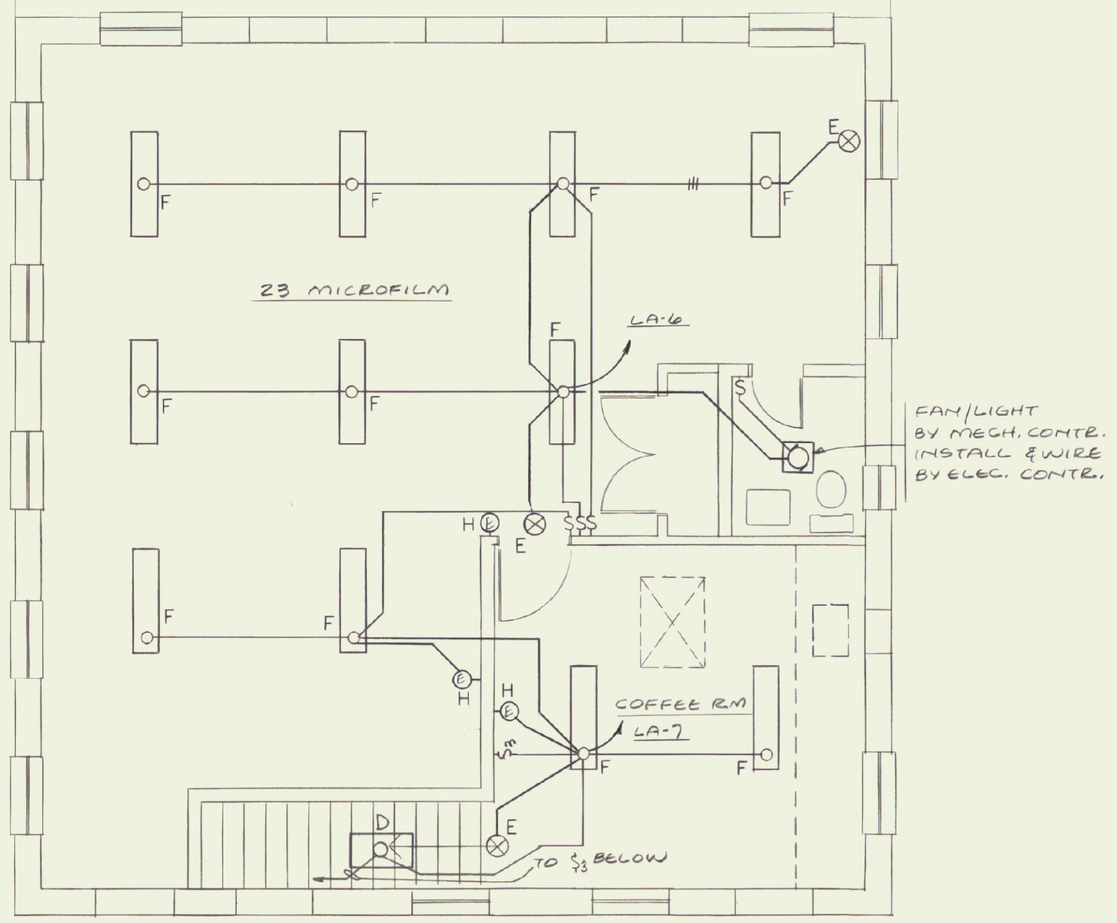

PANEL LA CIRCUIT BREAKER TYPE NQOB — 225 AMP M.L.O.
120/208 VAC, 3PH, 4W, SN, GRD. BUS (22,000 A.I.C.) SURFACE MOUNT

BRANCH CIRCUIT						EQUIPMENT	WIRING	
NO.	BREAKER POLES	BREAKER AMPS	PHASE	CONN. LOAD KW	CONN. LOAD HP		COND.	WIRES
1	1	20	1	1.3		LIGHTING	1/2"	2-#12, 1-#12G
2	1	20	1	1.6		"	"	"
3	1	20	1	1.5		"	"	"
4	1	20	1	.8		"	"	"
5	1	20	1	.3		" (ALT. #2)	"	"
6	1	20	1	1.5		"	"	"
7	1	20	1	.8		"	"	"
8-18	1	20	1	9.0		RECEPTACLES	"	"
19,20	1	20	1	1.6		"	"	3-#12, 1-#12G
21	1	20	1	1.0		"	"	2-#12, 1-#12G
22-27	1	20	1	7.3		"	"	"
28	1	20	1	.2		FIRE ALARM PNL.	"	"
29	1	20	1	.2		SECURITY PNL.	"	"
30-36	1	20	1			SPARES		
37-42	1					SPACES		

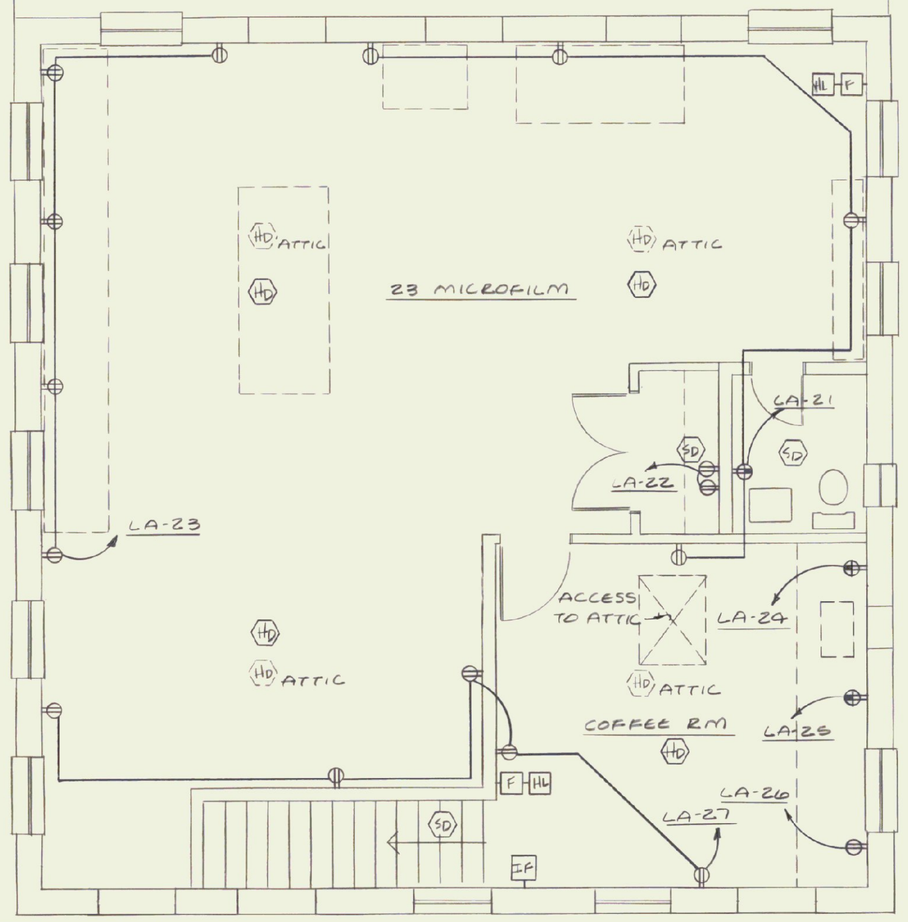

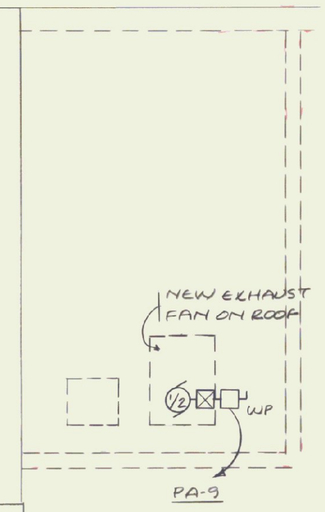

NOTE: FOR FEEDER SIZES NOT SHOWN REFER TO PANEL DP SCHEDULE.

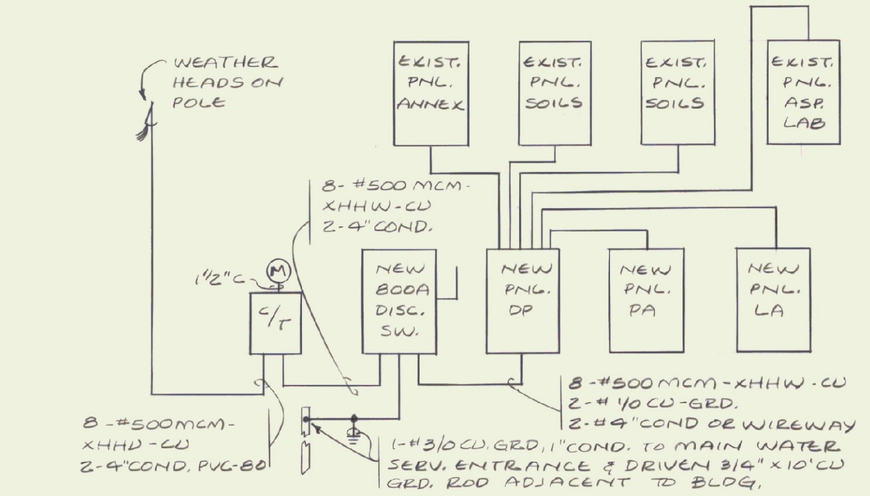

SERVICE AND FEEDER DIAGRAM
NO SCALE

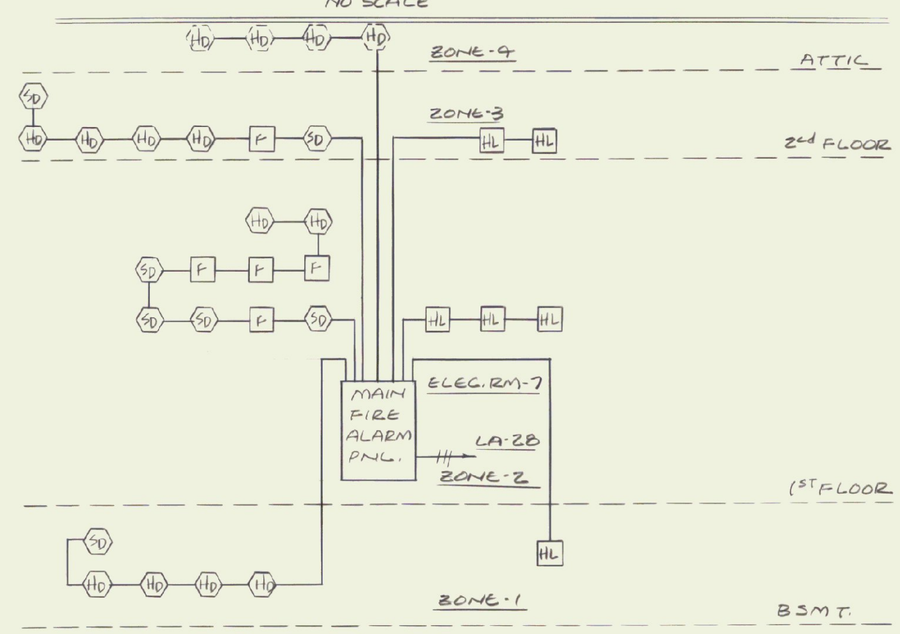

FIRE ALARM RISER DIAGRAM
NO SCALE

PANEL DP CIRCUIT BREAKER TYPE HEM — 800 AMP M.L.O.
120/208 VAC, 3 PHASE, 4W, SN, GRD. BUS (22,000 A.I.C.) SURFACE MOUNT

BRANCH CIRCUIT						EQUIPMENT	WIRING	
NO.	BREAKER POLES	BREAKER AMPS	PHASE	CONN. LOAD KW	CONN. LOAD HP		COND.	WIRES
1	3	150	3	43.0		EXISTING PNL - SOILS	2 1/2"	4-#1/0, 1-#6G
2	3	100	3	28.0		" PNL - SOILS	2"	4-#1/0, 1-#6G
3	2	100	1	28.0		" PNL - ASPHALT	1 1/4"	4-#1, 1-#6G
4	3	150	3	43.0		" PNL - ~~ASPHALT~~ ANNEX	2"	4-#1/0, 1-#6G
5	3	225	3	64.0		" PNL - ~~ANNEX~~ ASP. LAB	2 1/2"	3-#4/0, 1-#6G
6	3	150	3	27.1		NEW PNL LA	2"	4-#1/0, 1-#6G
7	3	150	3	12.0		NEW PNL PA	2"	4-#1/0, 1-#6G
8	3	50	3		5	EXISTING AIR COMP.	1"	3-#6, 1-#10G
9	3	100	3			SPARE		
10	3	150	3			SPARE		
11	3	225	3			SPARE		

SECOND FLOOR - LIGHTING
1/4" = 1'-0"

LIGHTING FIXTURE SCHEDULE

TYPE	MANUFACTURER	CATALOG NO.	LAMPS	DIFFUSER	MOUNTING	REMARKS
A	LITHONIA	2GT 440 A12 120 ES	4-F40 WW/ES	ACRYLIC	RECESSED GRID	KEENE METALUX, KEYSTONE EQUIV.
A1	LITHONIA	2GT 440 A12 120 ES EL	4-F40 WW/ES	ACRYLIC	RECESSED GRID	W/EMERGENCY LIGHT KEENE, METALUX, KEYSTONE EQUIV.
A2	LITHONIA	2GT 240 A12 120 ES	2-F40 WW/ES	ACRYLIC	RECESSED GRID	KEENE, METALUX, KEYSTONE EQUIV.
B	LITHONIA	2SPF 440 A12 120 ES	4-F40 WW/ES	ACRYLIC	RECESSED FLANGE	KEENE, METALUX, KEYSTONE EQUIV.
B1	LITHONIA	2SPF 440 A12 120 ES EL	4-F40 WW/ES	ACRYLIC	RECESSED FLANGE	W/EMERGENCY LIGHT KEENE, METALUX KEYSTONE EQUIV.
C	PRESCOLITE	8364	1-F40 WW/ES	WHITE PLASTIC	SURFACE UNDER SHELF	----------
D	LITHONIA	LB 220 A 120	2-F40 WW	ACRYLIC	SURFACE	----------
E	LITHONIA	MSW 1R120 EL	-------	----------	CEILING	EXIT/EMERGENCY
F	LITHONIA	LB 440 A 120 ES	4-F40 WW/ES	ACRYLIC	SURFACE	----------
G	NUDD	ES407-D-P-ESB-7	1-70W HPS	----------	WALL MTD ABOVE DOOR	----------
H	LITHONIA	ELM - 2	-------	----------	WALL-BOTT 7' - 0"	EMERGENCY LIGHT
I	PRESCOLITE	CRF826-492	2-26W PL	CLEAR ALSAR	RECESSED	----------

SECOND FLOOR - POWER
1/4" = 1'-0"

STATE OF VERMONT — ROBERT A. WOLBACH NO. 4232 — REGISTERED PROFESSIONAL ENGINEER

Wolbach Engineering, Inc.
Consulting Engineers
20 Kimball Ave, Suite 102, S. Burlington, VT 05403
(802) 658-4044

State of Vermont
Department of State Buildings
John Zampieri, Commissioner

Materials & Research Laboratory
PHASE II
Berlin, VT

Janson Design, Inc.
FRED KEIL, ARCHITECT
P.O. BOX 55 – BOLTON ROAD, WATERBURY, VT 05676
(802) 244-5800

LIGHTING & POWER LAYOUT
SECOND FLOOR

DATE: 4-20-90

DWG. NO. E-5