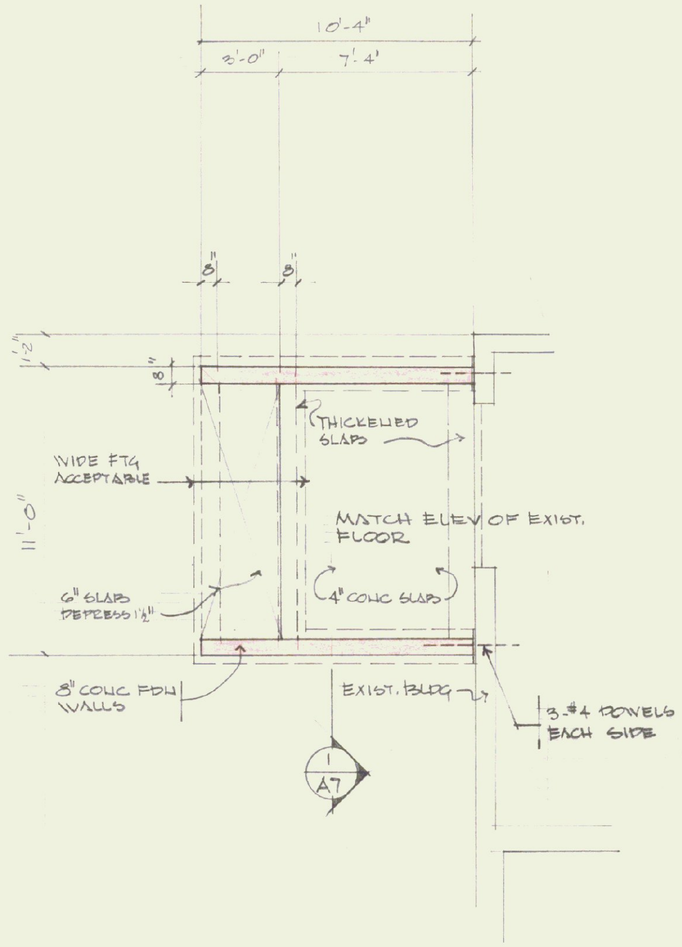

VESTIBULE FDN PLAN
SCALE 1/4" = 1'-0"

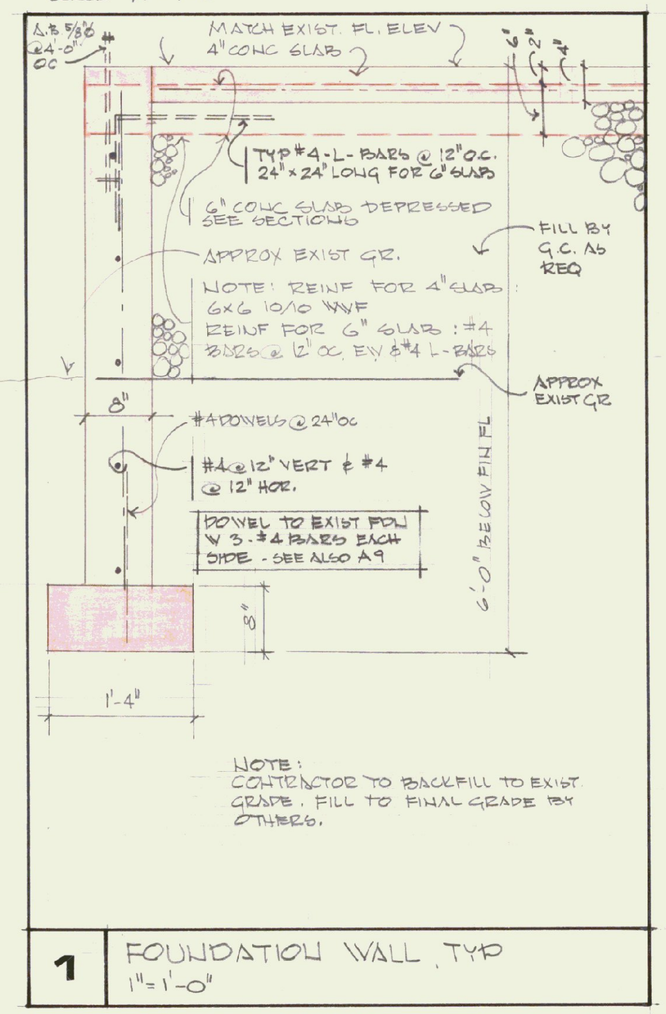

1 FOUNDATION WALL, TYP
1" = 1'-0"

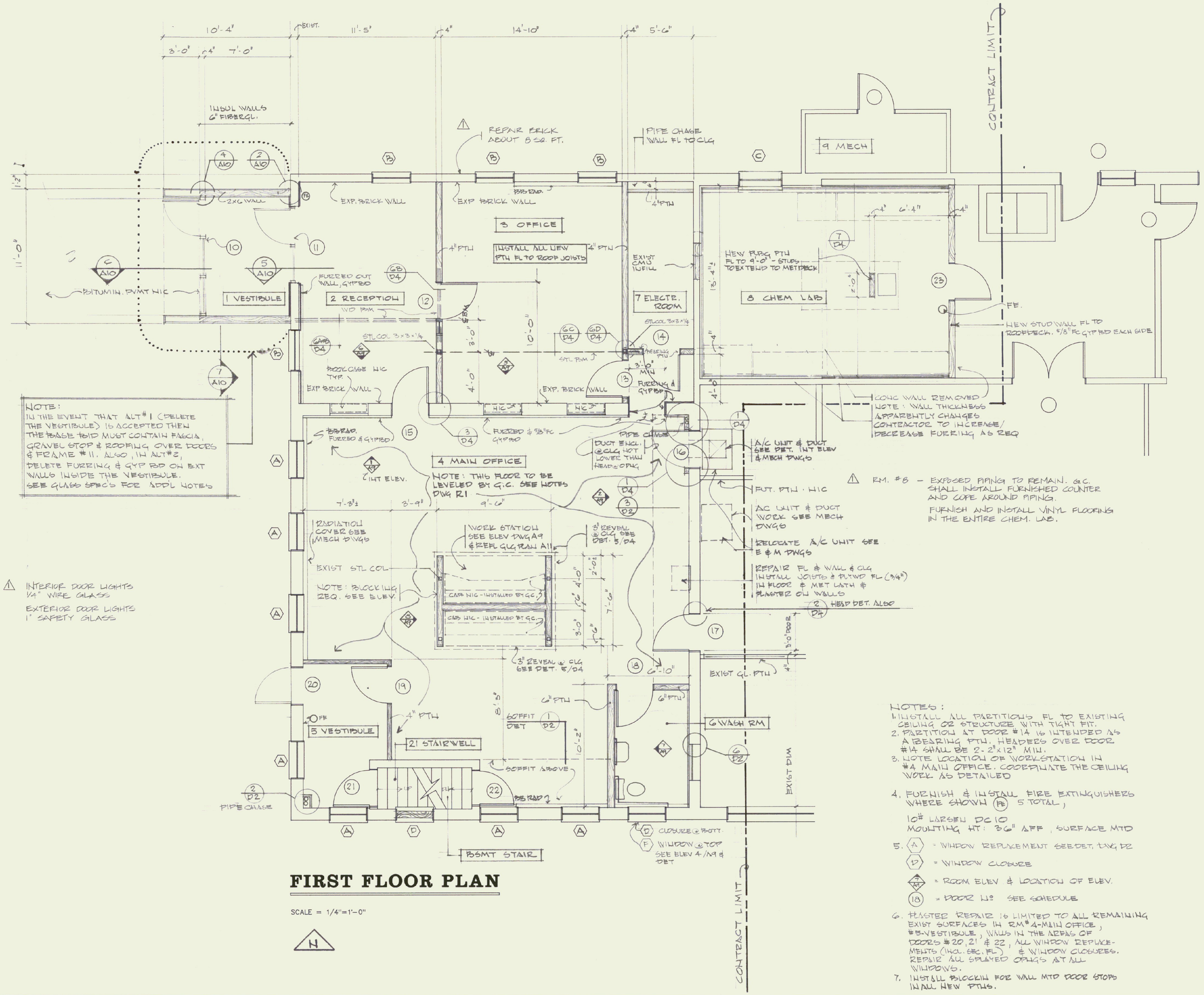

INTERIOR DOOR LIGHTS ¼" WIRE GLASS
EXTERIOR DOOR LIGHTS 1" SAFETY GLASS

FIRST FLOOR PLAN

SCALE = 1/4" = 1'-0"

NOTES:
1. INSTALL ALL PARTITIONS FL TO EXISTING CEILING OR STRUCTURE WITH TIGHT FIT.
2. PARTITION AT DOOR #14 IS INTENDED AS A BEARING PTN. HEADERS OVER DOOR #14 SHALL BE 2-2"x12" MIN.
3. NOTE LOCATION OF WORK-STATION IN #4 MAIN OFFICE. COORDINATE THE CEILING WORK AS DETAILED
4. FURNISH & INSTALL FIRE EXTINGUISHERS WHERE SHOWN (FE) 5 TOTAL,
   10# LARSEN DC 10
   MOUNTING HT: 36" AFF, SURFACE MTD
5. (A) = WINDOW REPLACEMENT SEE DET. TAG D2
   (B) = WINDOW CLOSURE
   (A/A9) = ROOM ELEV & LOCATION OF ELEV.
   (18) = DOOR NO. SEE SCHEDULE
6. PLASTER REPAIR IS LIMITED TO ALL REMAINING EXIST SURFACES IN RM. #4-MAIN OFFICE, #5-VESTIBULE, WALLS IN THE AREAS OF DOORS #20, 21 & 22, ALL WINDOW REPLACEMENTS (INCL. SEC. FL) & WINDOW CLOSURES. REPAIR ALL SPLAYED OPNGS AT ALL WINDOWS.
7. INSTALL BLOCKING FOR WALL MTD DOOR STOPS IN ALL NEW PTNS.

5.14.90 REV. 1. CH. ALT 2 TO ALT 1 2. DELETED REF TO DET, CHEM LAB FL	REVISIONS: 1 AS BUILT REV. DEC. 1991	State of Vermont Department of State Buildings John Zampieri, Commissioner	Materials & Research Laboratory Berlin, Vt. PHASE II	REGISTERED ARCHITECT FRED KEIL No. 516 STATE OF VERMONT	Janson Design, Inc. FRED KEIL, ARCHITECT P.O. BOX 55 – BOLTON ROAD, WATERBURY, VT 05676 (802) 244-5800	FIRST FLOOR PLAN	DATE: APRIL 20 1990 DWG. NO. A 7