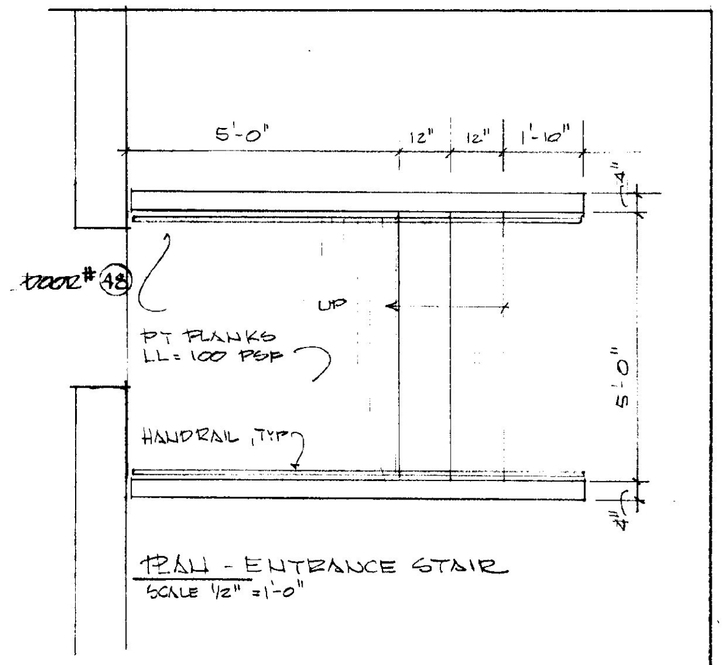

PLAN - ENTRANCE STAIR
SCALE 1/2" = 1'-0"

NOTE: ENTRANCE STAIR NOT IN CONTRACT. FURNISHED BY OTHERS.

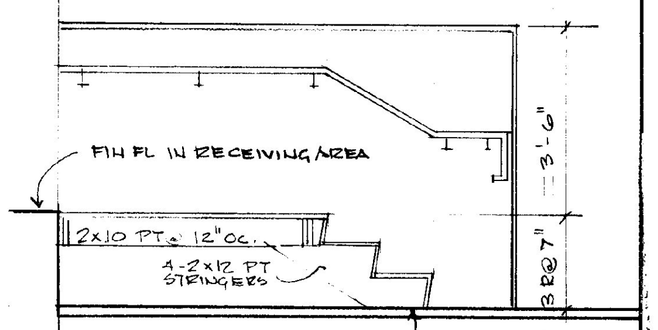

SECTION - STAIR
SCALE 1/2" = 1'-0"

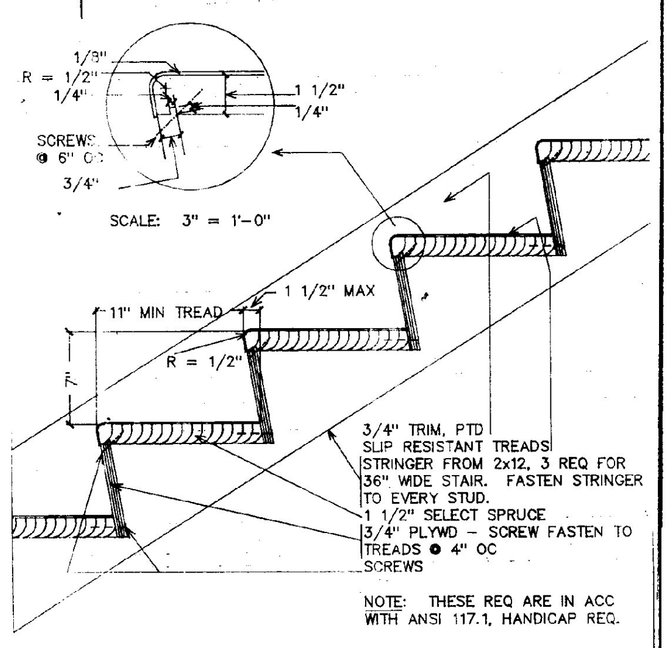

TYPICAL SECTION OF STAIRS

STAIR NIC - BY OTHERS

WINDOW SCHEDULE

- REFER TO DETAILS & BLDG ELEVATIONS FOR SPECIFIC LOCATIONS.
- SEE ALTERNATES SHOWN ON DWG A-16
- WINDOW TYPES BASED ON ANDERSEN CATALOG 1990 SECOND PRINTING

WINDOW TYPE	MANUF ID#
A	AW 351
B	A 3535
C	AW 351
D	AW 31

NOTES FOR ALL
1) HIGH PERFORMANCE INSUL GL.
2) UPPER SASH FIXED LOWER SASH OPENS WITH SCREENS
3) INSTALL FACTORY ASSEMBLED COMBINATION
4) SEE SPEC'S

FINISH SCHEDULE:

ROOM NO.	ROOM NAME	FLOOR MAT'L	FLOOR FIN.	FLOOR TYPE	BASE MAT'L	BASE FIN.	NEW & EXISTING WALLS MAT'L	NEW & EXISTING WALLS FIN.	CEILING HGT.	CEILING MAT'L	CEILING SUSP/AC	REMARKS (REFER TO ALL NOTES)
107	COPIER/PRINTER	TILES		VINYL	4" VINYL		GYPBD	PTD	MAX	SUSP/AC		CLEANING AND FINISHING OF BRICK WALL BY OTHERS. INSTALL A-RATED CARPET, 4' HIGH ON 3 WALLS. SEE DET. DWG D7
108	RESEARCH ENGINEER	EX CARPET					EXIST. CMU & GYP BD					
109	TESTING ENGINEER	EX CARPET										
110	SOILS & GEO. ADMIN.	EX CARPET					EXIST. CMU					
111	WASHROOM	EXISTING			EXISTING		EXIST. CMU / EXIST. CERAMIC TILE	PAINTED / RE-GROUTED				REPLACE EXIST CLG - REINSTALL CLEANED EXH. LOUVER - PAINT ALL WALLS
112	RESEARCH ADMIN.	EX CARPET			4" VINYL		EXIST CMU & GYP BD	PTD				
113	COCRETE ADMIN.	CARPET BY OTHERS										
114	BITUMIN. ADMIN.	CARPET BY OTHERS										
115	CORRIDOR	TILES		VINYL								
116	VESTIBULE	TILES		VINYL								
117	PAVEMENT RESEARCH	CARPET BY OTHERS										
118	CONCRETE LAB	TILES		VINYL								
119	HOT MIX LAB	TILES		VINYL								
120	SOILS LAB	TILES		VINYL								
121	ASPHALT LAB	TILES		VINYL								
122	OFFICE	TILES		VINYL								
123	CEMENT LAB	TILES		VINYL								
124	TESTING	TILES		VINYL								
125	RECEIVING	EX CONC.								NO CEILING		

NOTES:

1. EXISTING CARPETING IN ROOMS # 108, 109, 110 AND 112 SHALL BE PROTECTED FROM DAMAGE BY CONTRACTOR. ANY DAMGE DONE TO THE CARPETING BY THE CONTRACTOR, SUB CONTRACTOR AND/OR THEIR EMPLOYEES SHALL BE REPLACED AT THE CONTRACTO'S EXPENSE.
2. EXISTING CONCRETE BLOCK WALLS IN ALL AREAS SHALL BE PAINTED.
3. CONTRACTOR SHALL INSTALL VINYL BASES IN ALL ROOMS.
4. IN ROOM # 121, APHALT LAB, THE SUSPENDED AIR HANDLER SHALL BE CONCEILED IN THE CEILING. REFER TO DETAILS FOR THE LOWER CEILING.
5. SUSPENDED CEILINGS SHALL BE INSTALLED AS SHOWN. DEVIATION FROM THE PROPOSED LAYOUT REQUIRES ARCHITECT'S APPROVAL.
6. REFER TO ALL DRAWINGS IN COORDINATING THE CEILING INSTALLATION. THE MAYOR ITEMS ARE SHOWN ON THE REFLECTED CEILING PLAN.
7. NEW & EXISTING CONC BLOCK WALLS (CMU) SHALL BE PAINTED. ALL EXISTING & NEW GYP BD SHALL BE PAINTED

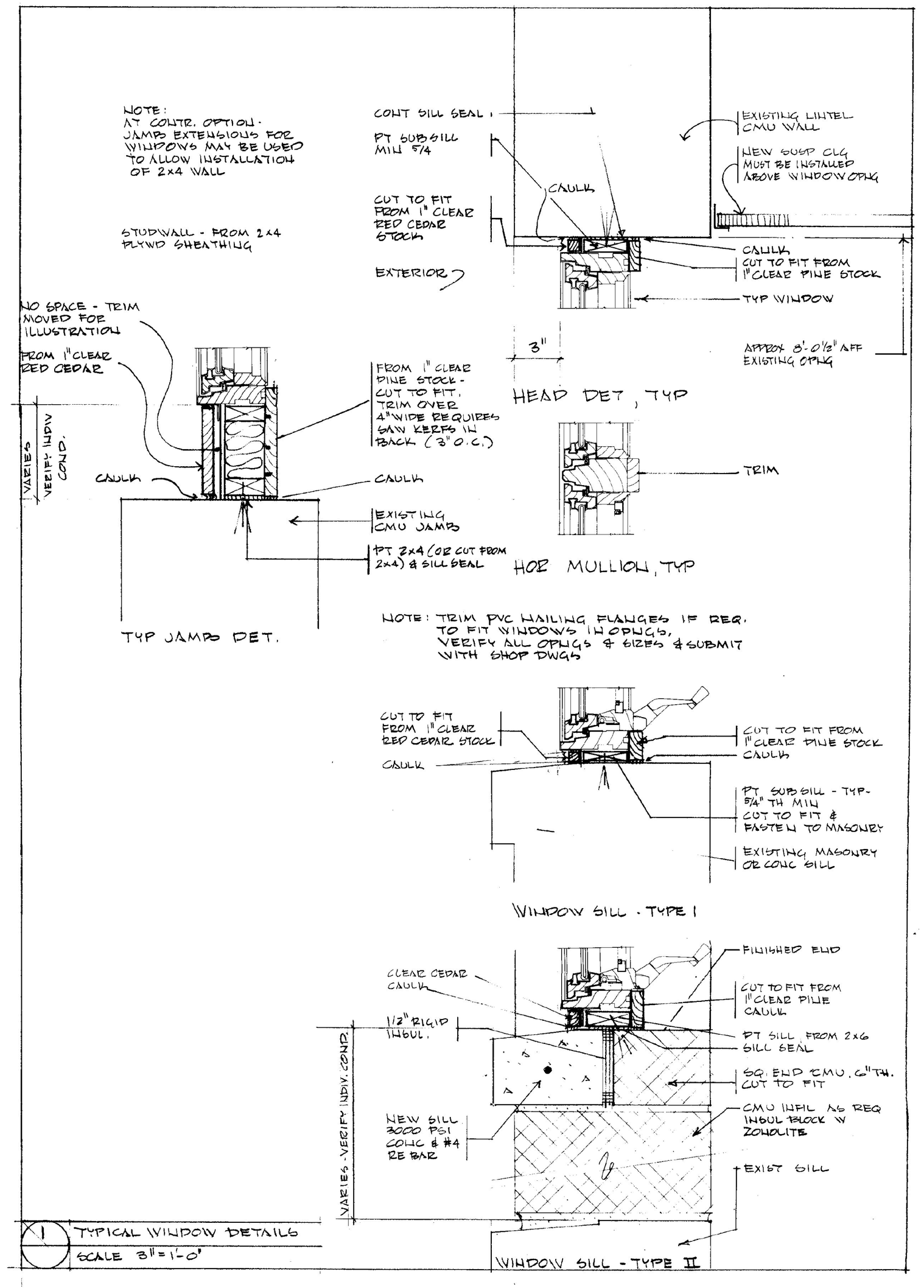

1 TYPICAL WINDOW DETAILS
SCALE 3" = 1'-0"

State of Vermont Department of State Buildings John Zampieri, Commissioner	Materials & Research Laboratory Berlin, Vt. PHASE III	REGISTERED ARCHITECT FRED KEIL No. 516 STATE OF VERMONT	Janson Design, Inc. FRED KEIL, ARCHITECT P.O. BOX 55 – BOLTON ROAD, WATERBURY, VT 05676 (802) 244-5800	FINISH SHEDULE & WINDOW DET REV 1/20/91 FIN SCHED.

DATE: 1/10/91

DWG. NO. D5