

FLOOR PLAN

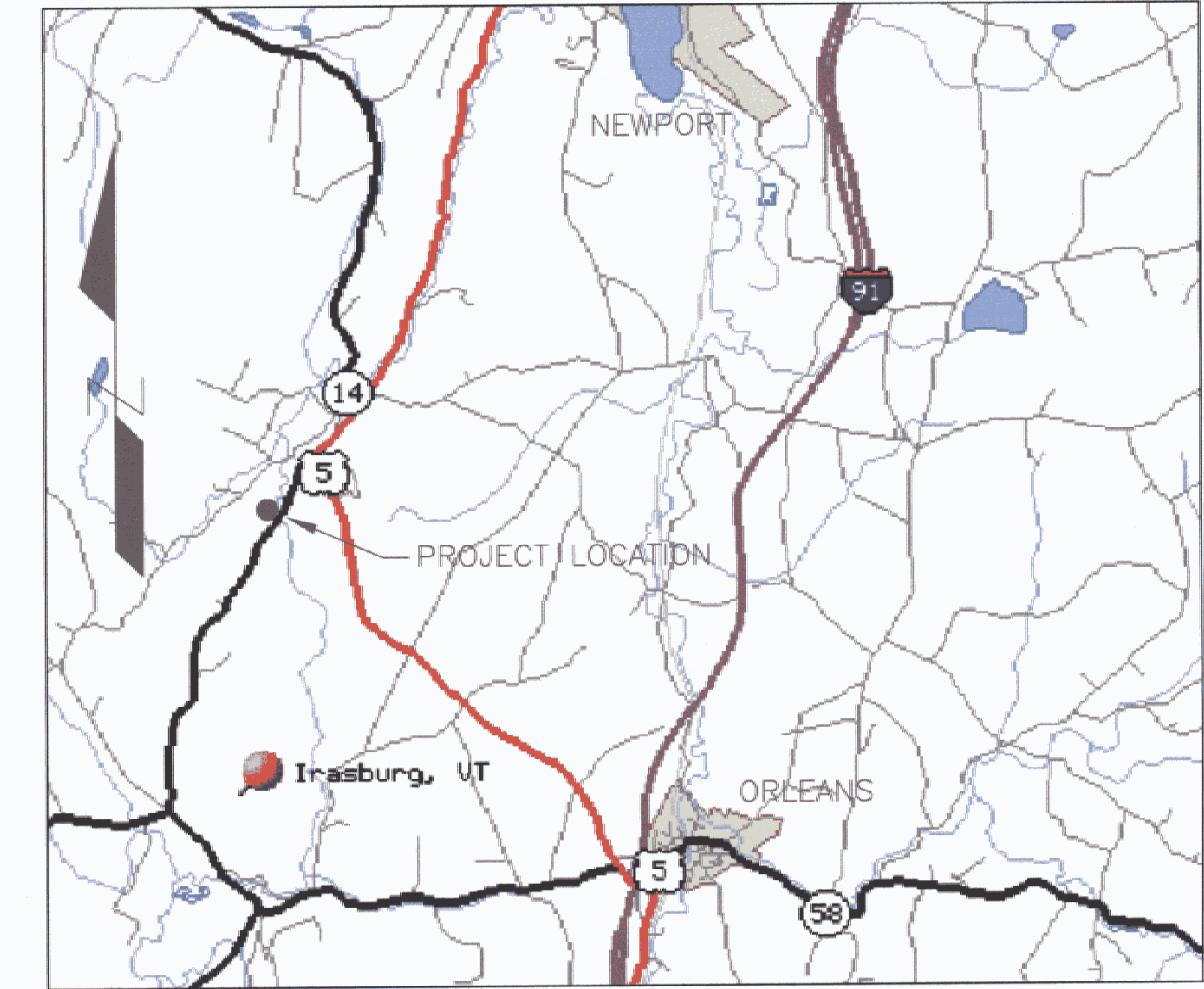
SCALE: 1/8" = 1'-0"

VENTILATION SCHEDULE


SYMBOL	DESCRIPTION	MANUFACTURER/MODEL	SIZE	HP	ELECTRICAL	NOTES
SF-1	SUPPLY FAN	GREENHECK / SBS-1L20-4	3287 CFM @ .125"	1/4	115/1Ø/60	W/WEATHERHOOD, SCREEN & BDD
L-1	RELIEF DAMPER	VENTPRODUCTS / 2750	36" x 36"	—	—	
MOD-1	MOTORIZED DAMPER	VENTPRODUCTS / 5703	36" x 36"	—	115/1Ø/60	BELIMO DIRECT COUPLED ACTUATOR, SPING WIND, N.C.

INSTALLATION NOTES:


- CENTER SF-1 OVER DOOR, AS CLOSE AS PRACTICAL TO CEILING, APPROX. 6"
- CENTER L-1 / MOD-1 OVER WINDOW, AS CLOSE AS PRACTICAL TO CEILING, APPROX. 6"
- PROVIDE SPRING WOUND MECHANICAL TIMER. 15 MINUTES MAXIMUM.
- WHEN SWITCH IS ON SF-1 OPERATES & MOD-1 OPENS.



PROJECT LOCATION MAP



STATE OF VERMONT
 Department of Buildings
 and General Services
 Agency of Administration
 Montpelier, Vermont



IRASBURG - A.O.T. GARAGE
 VENTILATION PLAN
 PLAN & SCHEDULE

REVISIONS

SCALE: AS NOTED
 DATE: FEB. 2000
 DRAWN BY: P. MCANAY
 APPR. BY: TEIGT

IRASBURG

VENTILATION

PLAN & SECTIONS

V-1

1 OF 1