


**Gossens Bachman**  
Architecture and Interior Design

Gossens Bachman, Inc.  
65 Granite Street  
Montpelier, Vermont 05602  
Tel: 802.229.1492  
Fax: 802.229.1493  
Email: GossBach@aol.com

**Pederson & Associates**  
MECHANICAL & ELECTRICAL ENGINEERS

100 Park St. 10th Floor, Montpelier, VT 05602  
Tel: 802.229.1492  
Fax: 802.229.1493  
Email: pederson@pederson.com



Project Title:

STATE OF VERMONT  
AGENCY OF TRANSPORTATION  
DISTRICT NO. 9  
MAINTENANCE GARAGE

DERBY, VERMONT

Revisions:  
Job Number: 4079  
File Name: 4079  
Drawn By: TTY  
Checked By: KEP  
Scale: As Shown  
Date: August, 1999

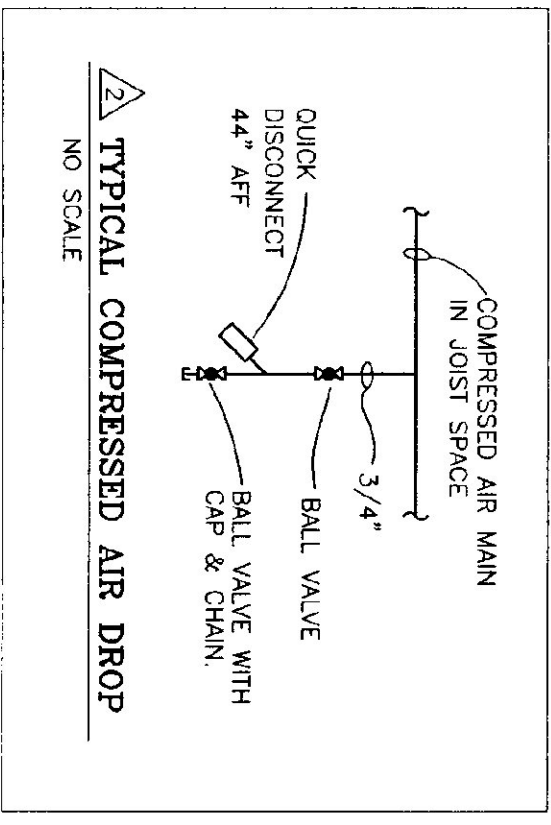
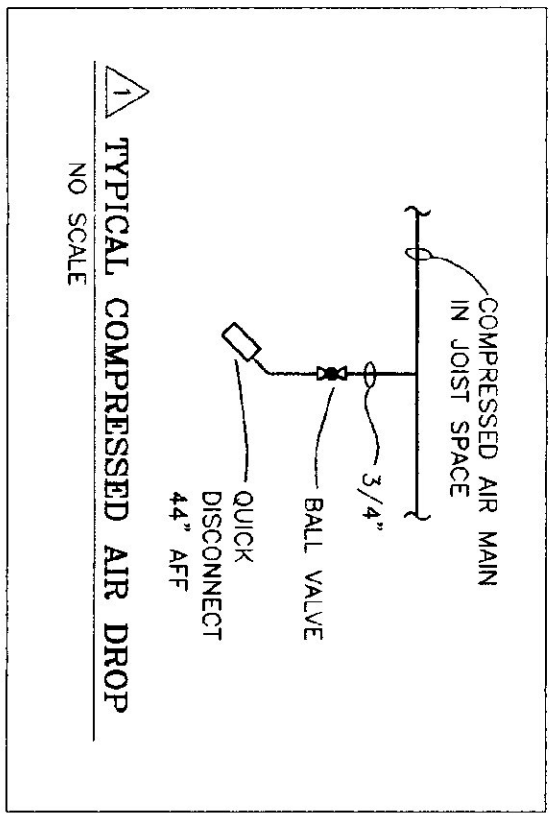
Sheet Title:  
**Plumbing Details and Schedules**

Sheet Number:

**P2**

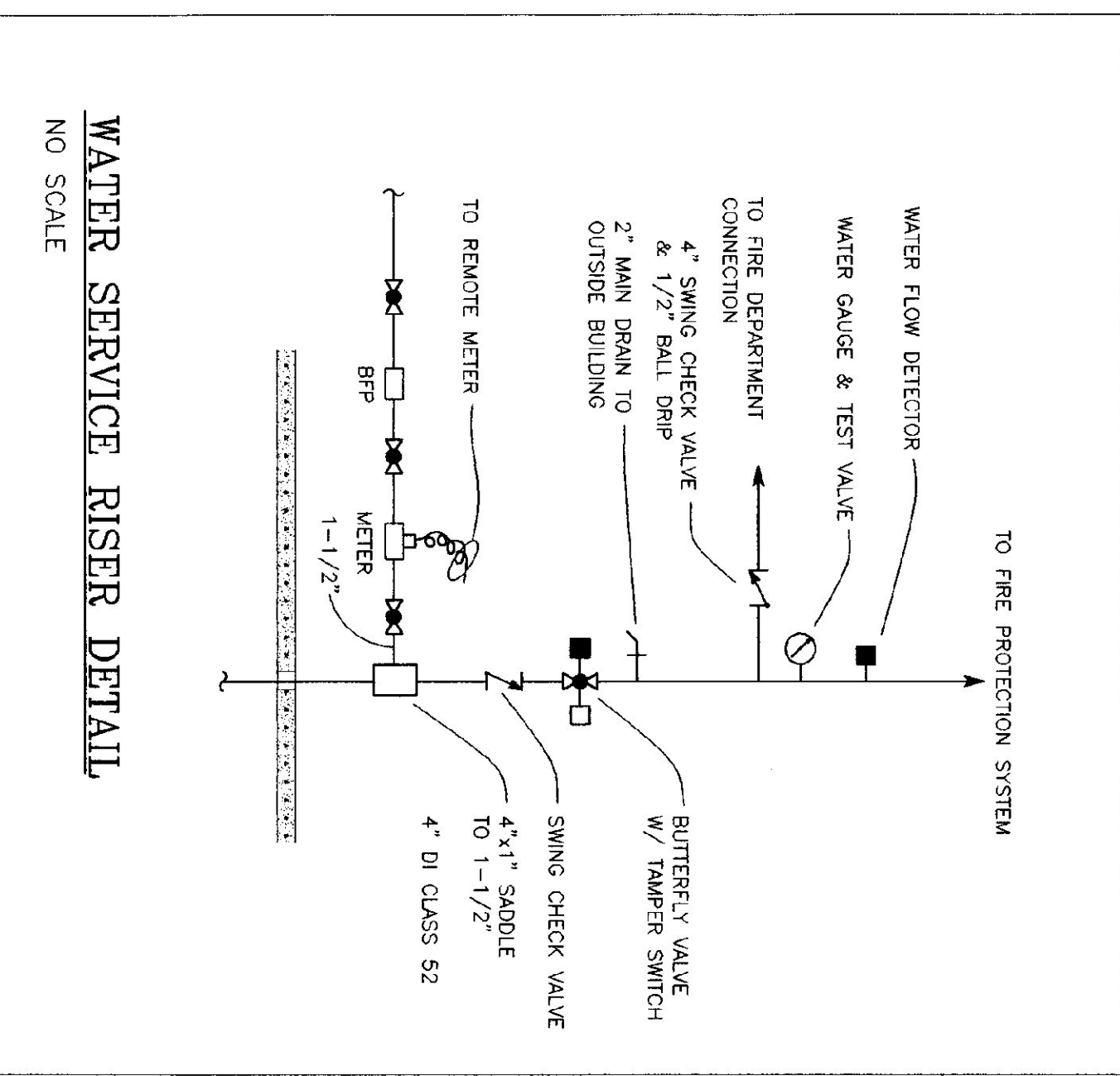
**PLUMBING FIXTURE SCHEDULE**

ITEM	MANUFACTURER & MODEL	TRIM & ACCESSORIES	WASTE	VENT	CONNECTION SIZES	REMARKS
					OW	HW
WC-1	AMERICAN STANDARD MODEL 177	SEAT - 49S OPEN FRONT LESS COVER	4"	2"	1/2"	
U-1	AMERICAN STANDARD LYNBROOK URINAL MODEL NO. 880.1012	GAL./FLUSH PRESSURE ASSISTED	2"	1-1/2"	1"	
FD-1	FLOOR DRAIN, W/DE W-1744-SO-12	DUCTILE IRON TOP	4"			
FD-2	FLOOR DRAIN, W/DE W-1103-STD 5-2	SATIN BRONZE TOP	3"			
FOO	FLOOR CLEAN-UP, W/DE W-9003	SATIN BRONZE TOP	3"			
HB-1	CHICAGO FAUCET MODEL 305	VACUUM BREAKER BACKFLOW PREVENTER			3/4"	3/4"
HB-2	WOODFORD 25C - 12	VACUUM BREAKER BACKFLOW PREVENTER			3/4"	3/4"
HB-3	WOODFORD 24P	VACUUM BREAKER BACKFLOW PREVENTER			3/4"	3/4"
LAN-1	AMERICAN STANDARD COMPAD-4 CENTERS LAVATORY CAT NO. 124.024	AMERICAN STANDARD RELIANT LAV FAUCET WITH GRID STRAINER. 2395.002. 1/2" SERVICE SUPPLY. 1/4" HEAVY GAUGE OFFSET TRAP WITH CLEAN OUT	1-1/2"	1 1/2"	1/2"	1/2"
S-1	AMERICAN STANDARD 8" CENTERS SERVICE SINK NO. 7892.049	AMERICAN STANDARD LAV FAUCET MODEL NO. 8340.242 TRAP STRAINER AMERICAN STANDARD MODEL NO. 7758.176 WITH STRAINER	1-1/2"	1-1/2"	1/2"	1/2"
SA	SHOCK ABSORBER	WADE W-5			3/4"	
SH-1	SHOWER-KOHLER MODEL NO. K-1599 SHOWER DOOR, KOHLER MODEL NO. K-795013-B1-SH "ARICA"	CONTROL "SOMONS" S-98-1-131 "DRAIN" KOHLER MODEL NO. K-9132-CHROME	2"	1-1/2"	1/2"	1/2"



**MECHANICAL LEGEND**

---	COLD WATER
---	HOT WATER
---	HOT WATER SUPPLY
---	HOT WATER RETURN
---	COMPRESSED AIR
---	SANITARY WASTE - UNDERGROUND
---	SANITARY WASTE - ABOVE GROUND
△	AIR VENT
○	BALL VALVE
— —	FLOW CHECK
→	FLOW DIRECTION
FS	FLOW SWITCH
+	HOSE BIBB
○	PIPE UP
○	PIPE DOWN
○	PIPE DOWN WITH BALL VALVE
○	IN VERTICAL LEG
○	TEMPERATURE/PRESSURE PORT
TS	TAMPER SWITCH
△	UNION
△	ABOVE FINISH FLOOR
DWHT	DOMESTIC HOT WATER TANK
EC	ELECTRICAL CONTRACTOR
FD	FLOOR DRAIN
MC	MECHANICAL CONTRACTOR
PF	PROPANE FUEL
PC	PLUMBING CONTRACTOR



**WATER SERVICE RISER DETAIL**  
NO SCALE