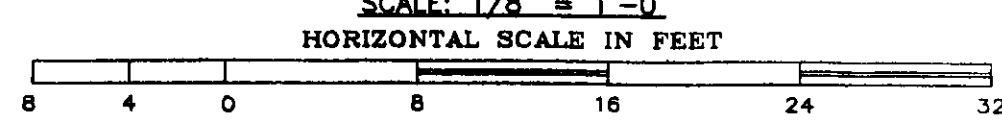
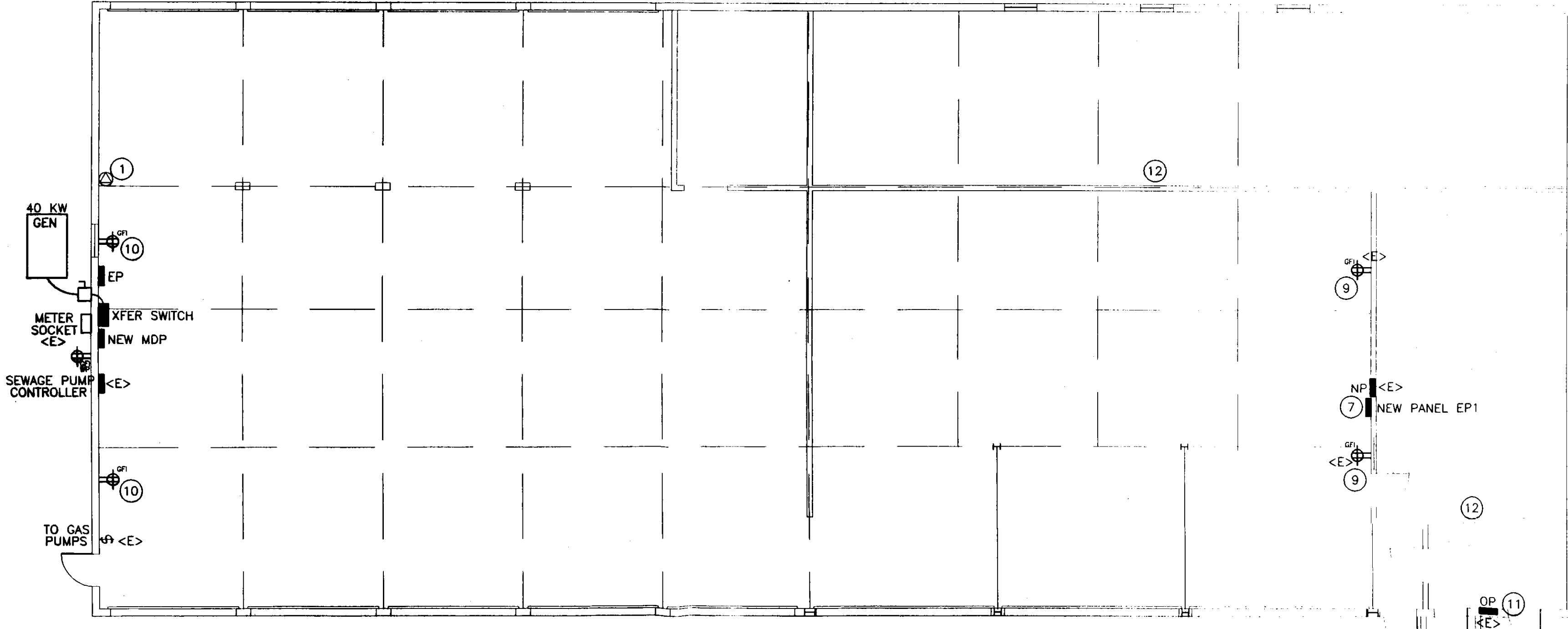


ELECTRICAL DEMOLITION PLAN
SCALE: 1/8" = 1'-0"
HORIZONTAL SCALE IN FEET

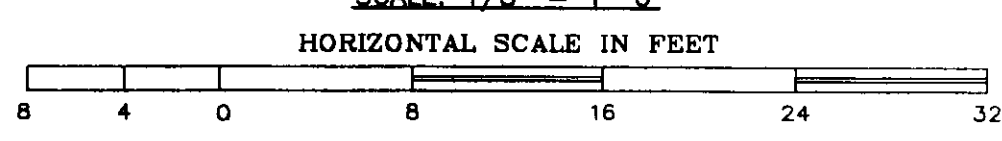


KEYED NOTES:

- 1 REMOVE SP3 & WELDER RECEPTACLES. ONE WELDER RECEPTACLE SHALL REMAIN & BE FED BY NEW PANEL MDP.
- 2 REMOVE SWITCH & CEILING EXHAUST FAN.
- 3 REMOVE SP2, PROVIDE A JB TO EXTEND EXISTING CIRCUITS TO NEW PANELS, REFER TO NEW PANEL SCHEDULES.
- 4 REMOVE PANEL SP1, REROUTE SEWER FEED INTO NEW PANEL, REFER TO PANEL SCHEDULES.
- 5 REMOVE PANEL MDP, REROUTE SEWER FEED INTO NEW PANEL, REFER TO PANEL SCHEDULES.
- 6 PANEL "NP" SHALL REMAIN. THE PANEL IS A MURRAY TYPE S1 PANELBOARD USING SIEMENS TYPE "BL" BREAKERS. TRACE CKT. #13 (OIL PUMP), & CKT. #10 (FURNACE), AND RELABEL CIRCUITS ACCORDINGLY. THERE IS NO OIL PUMP OR FURNACE.
- 7 REMOVE CKT. #5 (LUNCHROOM REFRIGERATOR), CKT. #7 (LUNCHROOM LIGHTS), CKT. #12 (PARTS ROOM OUTLETS), CKT. #20 (LIGHTS), CKT. #22 (OFFICE SUBPANEL), & CKT. #26 (OUTLETS) FROM PANEL "NP" AND FEED FROM NEW PANEL "EP1". PROVIDE SPLICES & JUNCTION BOXES AS REQUIRED.
- 8 REMOVE WATER HEATER METERSOCKET & ALL ASSOCIATED EQUIPMENT, INCLUDING DISCONNECT, WIRING, & CONDUITS.
- 9 PROVIDE NEW RED "GENERATOR" PLATE FOR THIS RECEPTACLE.
- 10 PROVIDE NEW EMERGENCY CIRCUIT & RECEPTACLES, NEW RED "GENERATOR" PLATE FOR THIS RECEPTACLE.
- 11 PROVIDE A NEW GROUND BAR FOR THIS PANEL, SEPARATE ALL NEUTRALS & GROUNDS.
- 12 PROVIDE NEW RED "GENERATOR" PLATE FOR THE RECEPTACLES THAT ARE NOW FED FROM PANEL "EP1". (RADIO, REFRIGERATOR, ETC.)



NEW ELECTRICAL DISTRIBUTION PLAN
SCALE: 1/8" = 1'-0"
HORIZONTAL SCALE IN FEET





GENERAL DEMOLITION NOTES:

- A. EQUIPMENT AND MATERIALS REMOVED OR DEMOLISHED AND NOT TO BE REINSTALLED BY THE EC SHALL BE CLASSIFIED BY THE OWNER AS SALVAGE OR SCRAP. THOSE CLAIMED BY THE OWNER SHALL BE DELIVERED TO THE OWNER BY THE EC WHERE DIRECTED AT THE SITE. THOSE NOT CLAIMED BY THE OWNER SHALL BECOME PROPERTY OF THE EC AND SHALL BE LEGALLY REMOVED FROM THE SITE AND PREMISES.
- B. ANY PLACE WHERE THE CONTRACTOR PENETRATES, CUTS AND/OR REMOVES WALLS, CONTRACTOR IS TO REPLACE, PATCH AND PAINT WALLS TO ORIGINAL FINISHES.
- C. FIELD VERIFY ALL DIMENSIONS BEFORE COMMENCEMENT OF WORK. NOTIFY ENGINEER OF ANY ERRORS.
- D. REFER TO THE MECHANICAL PLANS FOR EXTENT OF DEMOLITION WORK TO BE PERFORMED BY OTHER CONTRACTORS. ALL ITEMS THAT NEED TO BE REMOVED, SHALL HAVE THE POWER DISCONNECTED BY THE EC.
- E. NOT ALL DEVICES TO BE REMOVED OR DISCONNECTED ARE SHOWN. REFER TO MECH. PLANS FOR TOTAL EXTENT OF DEMOLITION WORK.
- F. BUILDING IS EXISTING. WIRING IN EXTERIOR WALLS SHALL BE FISHED OR SURFACE-MOUNTED AS NECESSARY. INTERIOR PARTITIONS ARE EXISTING. WIRING IN THESE WALLS MAY NEED TO BE FISHED. VISIT THE SITE FOR FULL EXTENT OF EXISTING CONDITIONS. NO SURFACE RACEWAY TO BE INSTALLED WITHOUT WRITTEN AUTHORIZATION FROM ARCHITECT.
- G. FLOOR PLANS ARE SCHEMATIC IN NATURE. NOT ALL ROOMS, PARTITIONS, DOORS, WINDOWS, AND FEATURES ARE SHOWN. CONTRACTORS SHALL VERIFY ALL EXISTING CONDITIONS PRIOR TO BID DATE.

ELECTRICAL LEGEND

AFG	ABOVE FINISH GRADE
AFF	ABOVE FINISH FLOOR
EC	ELECTRICAL CONTRACTOR (DIVISION 16)
<E>	EXISTING TO REMAIN
WP	WEATHERPROOF, NEMA 3R RATED
GC	GENERAL CONTRACTOR
ES	EQUIPMENT SUPPLIER
TYP.	TYPICAL OF ALL
GEN	GENERATOR
	MOTOR
	DUPLEX RECEPTACLE--GFCI PROTECTED MOUNT @ 24" AFF
	SWITCH - SINGLE POLE
	PANEL
	BRANCH CIRCUIT
	JUNCTION BOX



STATE OF VERMONT
Department of Buildings
and General Services
Agency of Administration
Montpelier, Vermont



Pearson & Associates
MECHANICAL & ELECTRICAL ENGINEERS
P.O. BOX 610 STONE, VERMONT 05672
TEL. (802) 253-9807 FAX. (802) 253-9290
EMAIL: pearson@stovnet.net

AGENCY OF TRANSPORTATION
ST. ALBANS MAINTENANCE
GARAGE ELECTRICAL RENOVATIONS
ST. ALBANS VERMONT

REVISIONS	
SCALE: AS SHOWN	
DATE: AUG. 2004	
DRAWN BY: ASC	
APPR. BY: EEP	

AGENCY OF TRANSPORTATION
GARAGE & OFFICES
GARAGE ELECTRICAL PLAN