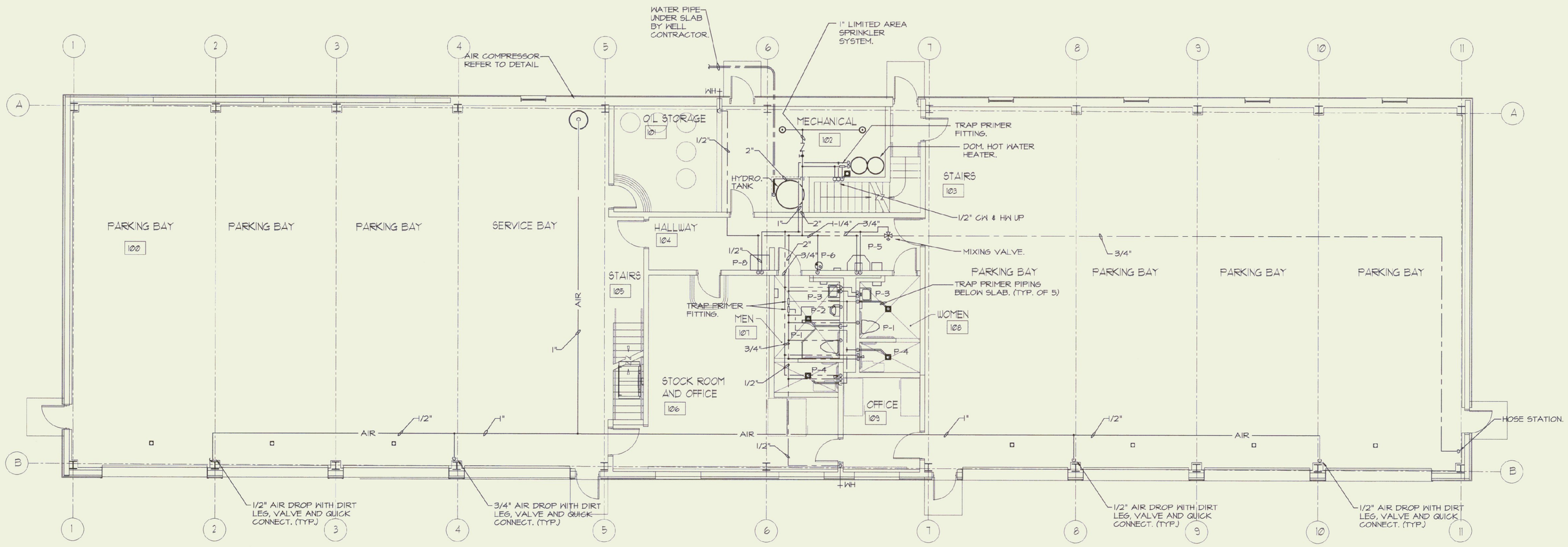

SCALE: 1/8" = 1'-0"

MAIN LEVEL PLUMBING PLAN

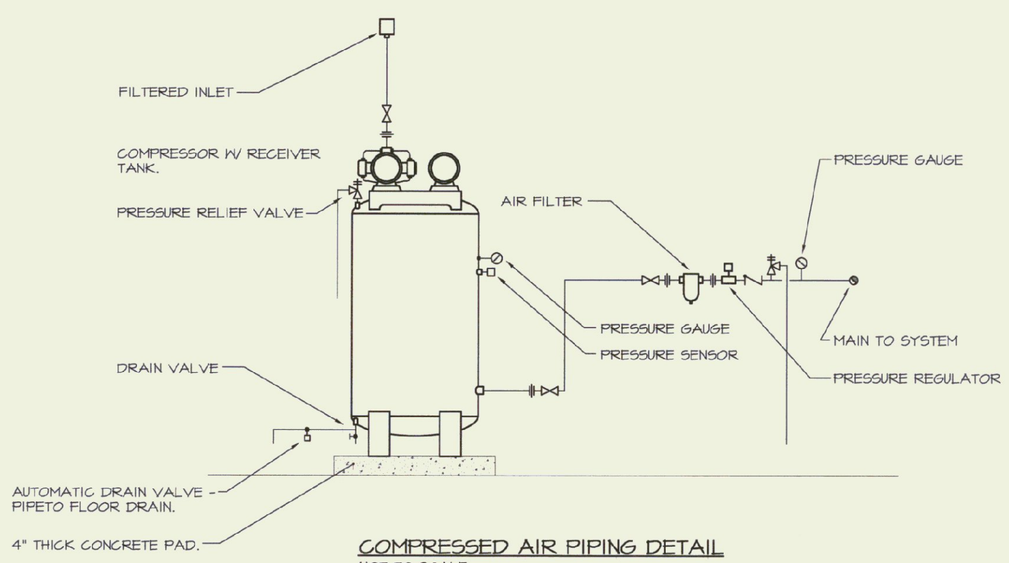

COMPRESSED AIR PIPING DETAIL

NOT TO SCALE

FIXTURE CONNECTION SCHEDULE

SY	FIXTURE	SUP	TRP	MINIMUM BRANCH SIZE				REMARKS
				WASTE	VENT	COLD	HOT	
P-1	WATER CLOSET	1	-	4	2	1-1/4	-	WALL HUNG
P-2	URINAL	3/4	2	2	1-1/2	1	-	WALL HUNG
P-3	LAVATORY	3/8	1-1/4	1-1/2	1-1/2	1/2	1/2	WALL HUNG
P-4	SHOWER	3/8	1-1/4	1-1/2	1-1/2	1/2	1/2	
P-5	SINK	3/8	1-1/4	1-1/2	1-1/2	1/2	1/2	
P-6	EMERGENCY SHWR/EYE WASH	1	-	-	-	1	-	
P-7	SINK	3/8	1-1/4	1-1/2	1-1/2	1/2	1/2	DROP IN
P-8	JANITOR SINK	1/2	2	3	2	1/2	1/2	
P-9	TRUCK WASH STATION	1/2	-	-	-	1/2	1/2	SUPPLY FITTING AND HOSE REEL

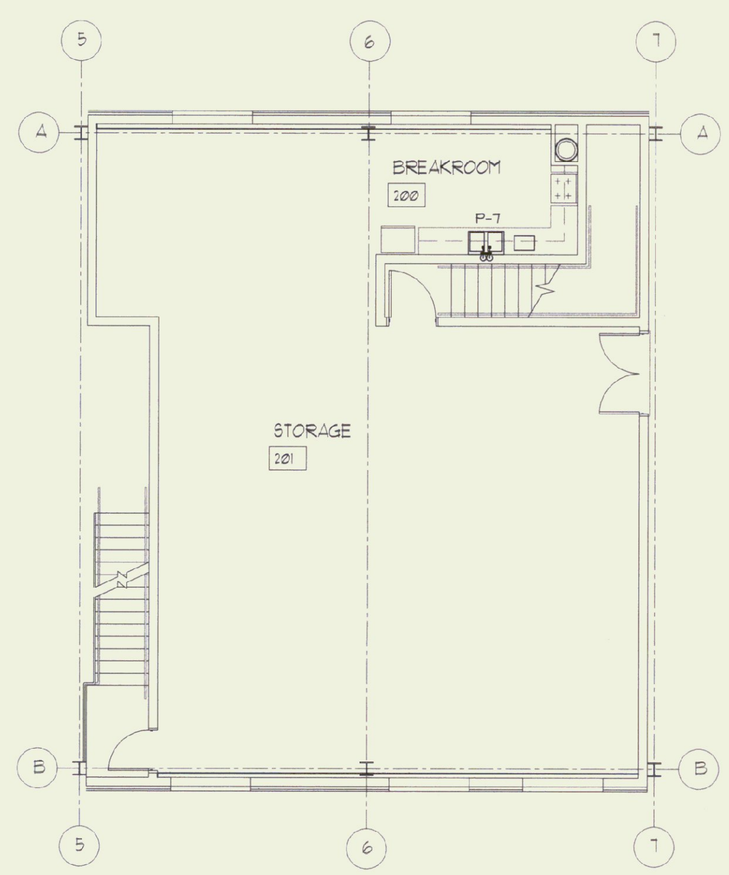

UPPER LEVEL PLUMBING PLAN

SCALE: 1/8" = 1'-0"

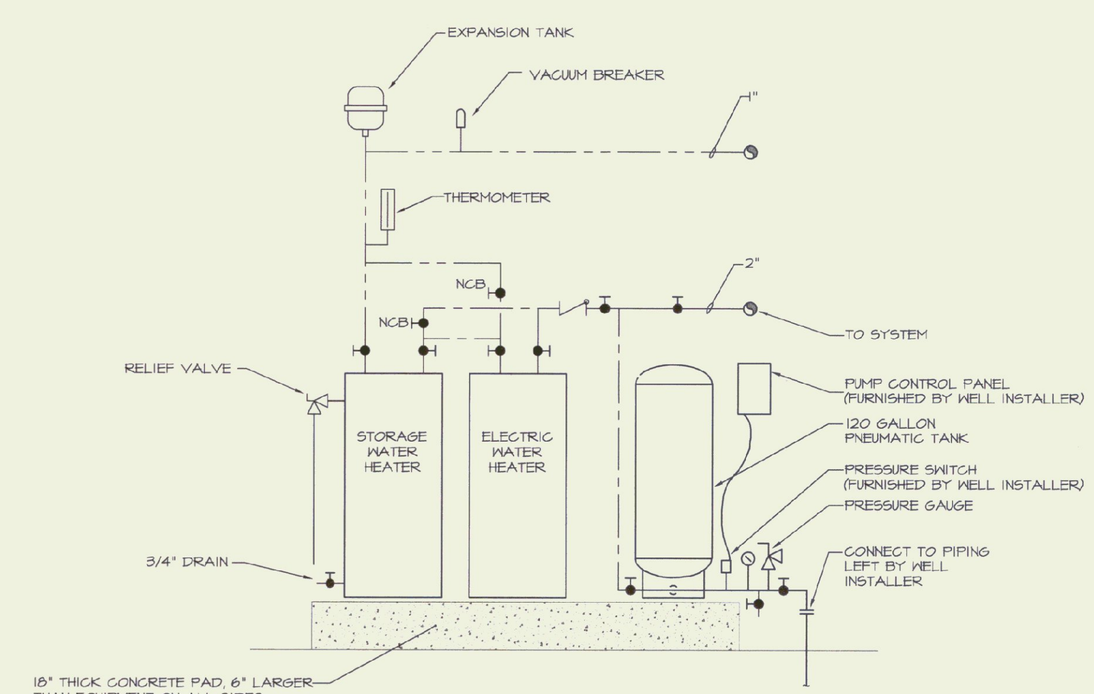

DOMESTIC WATER ENTRANCE DETAIL

NO SCALE

wv engineering associates pa
00364
mechanical electrical consulting engineers
po box 746 kiamesa, new hampshire 03451
603 352 7001 603 352 7005
www.wvengineering.com

D&W
DORE AND WHITTIER, INC.
Architects • Project Managers
1795 WILLISTON RD. STE 5
S. BURLINGTON, VT 05403
Phone: (802) 863-5258
Fax: (802) 863-6525
1400 HANCOCK STREET
QUINCY, MA 02169
Phone: (617) 471-2300
Fax: (617) 471-2321

STATE OF VERMONT
DEPARTMENT OF BUILDINGS AND GENERAL SERVICES
AGENCY OF ADMINISTRATION
MONTPELIER, VERMONT

AGENCY OF TRANSPORTATION
HIGHGATE MAINTENANCE FACILITY
HIGHGATE

AIRPORT ROAD

HIGHGATE, VERMONT

REVISIONS

SCALE: AS SHOWN
DATE: 09/24/01
DRAWN BY: MAM
APPR. BY: MDV

HIGHGATE
MAINTENANCE GARAGE
PLUMBING FLOOR PLAN

P-2