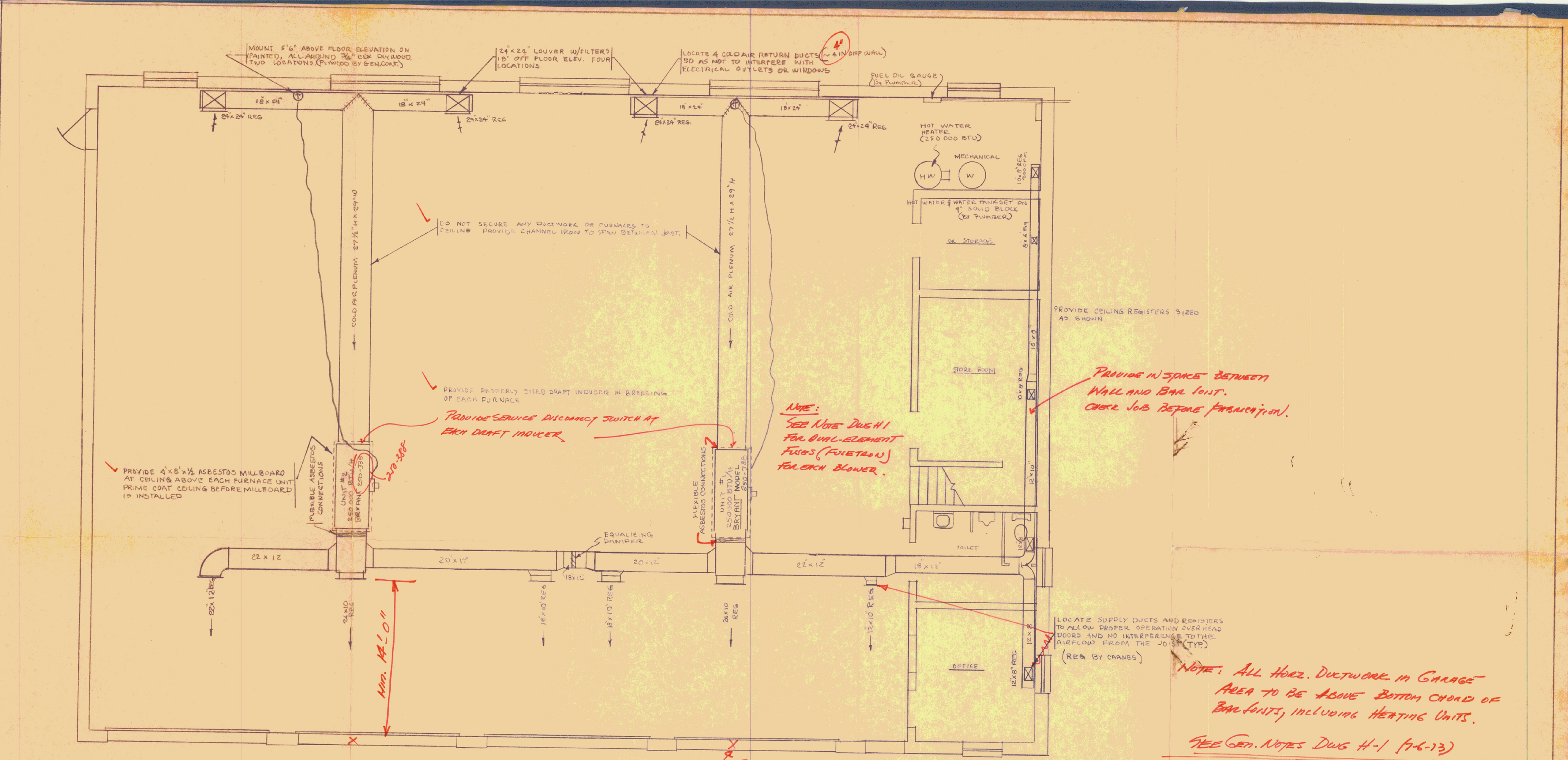


HEATING FLOOR PLAN

SCALE: 1/4" = 1'-0"

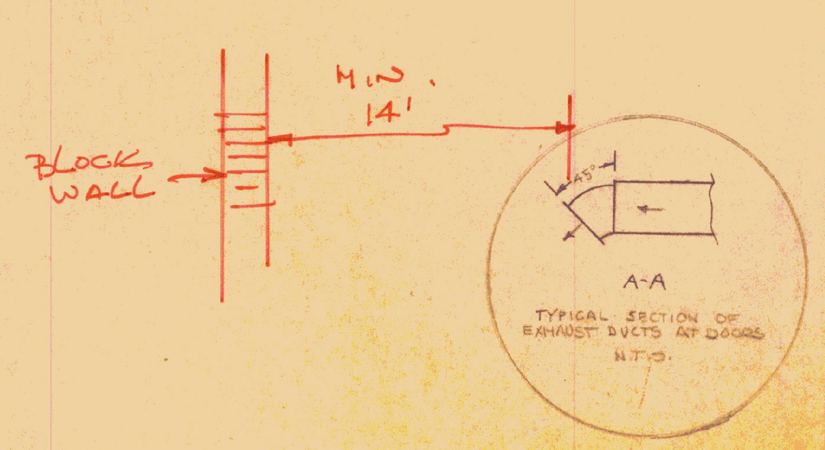


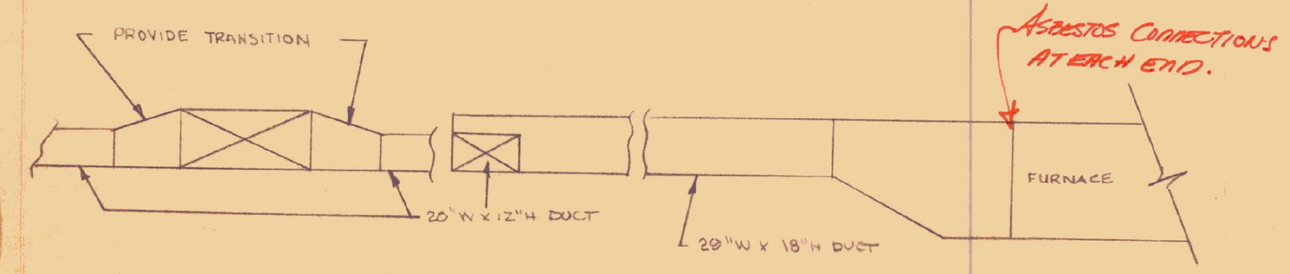


FRONT LATERAL 20" x 12" BETWEEN STRUTS & OVER BOTTOM CHORD OF JOISTS.

TYPICAL FURNACE DUCT ARRANGEMENT

NOT TO SCALE

VERMONT STATE BUILDINGS DIVISION
MONTPELIER, VERMONT

JOB: NORTH HERO

- ☐ APPROVED
- ☒ APPROVED AS CORRECTED
- ☐ NOT APPROVED
- ☐ REVISE AND RESUBMIT

Shop drawings approval is general and only for conformance with the design concept of the project. Approval does not relieve Contractor of responsibility for interpretation of contract documents, for accuracy, dimensioning, quantity, etc.

BY: [illegible]

DATE: 11-1-73

ARNOLD EDWARDS CORPORATION

ARNOLD EDWARDS CORPORATION
P.O. BOX 567
WINOOSKI, VT. 05404
TEL: 802-655-2533

HIGHWAY GARAGE (FOUR BAY)
NORTH HERO, VERMONT

| DATE: OCT 25 1973 | CHECKED BY: O BLATCHLY M.E. | DWG NO: H-1 |
|---|---|---|
| DRAWN BY: O BLATCHLY | APPROVED BY: | 1 OF 1 |

T-150