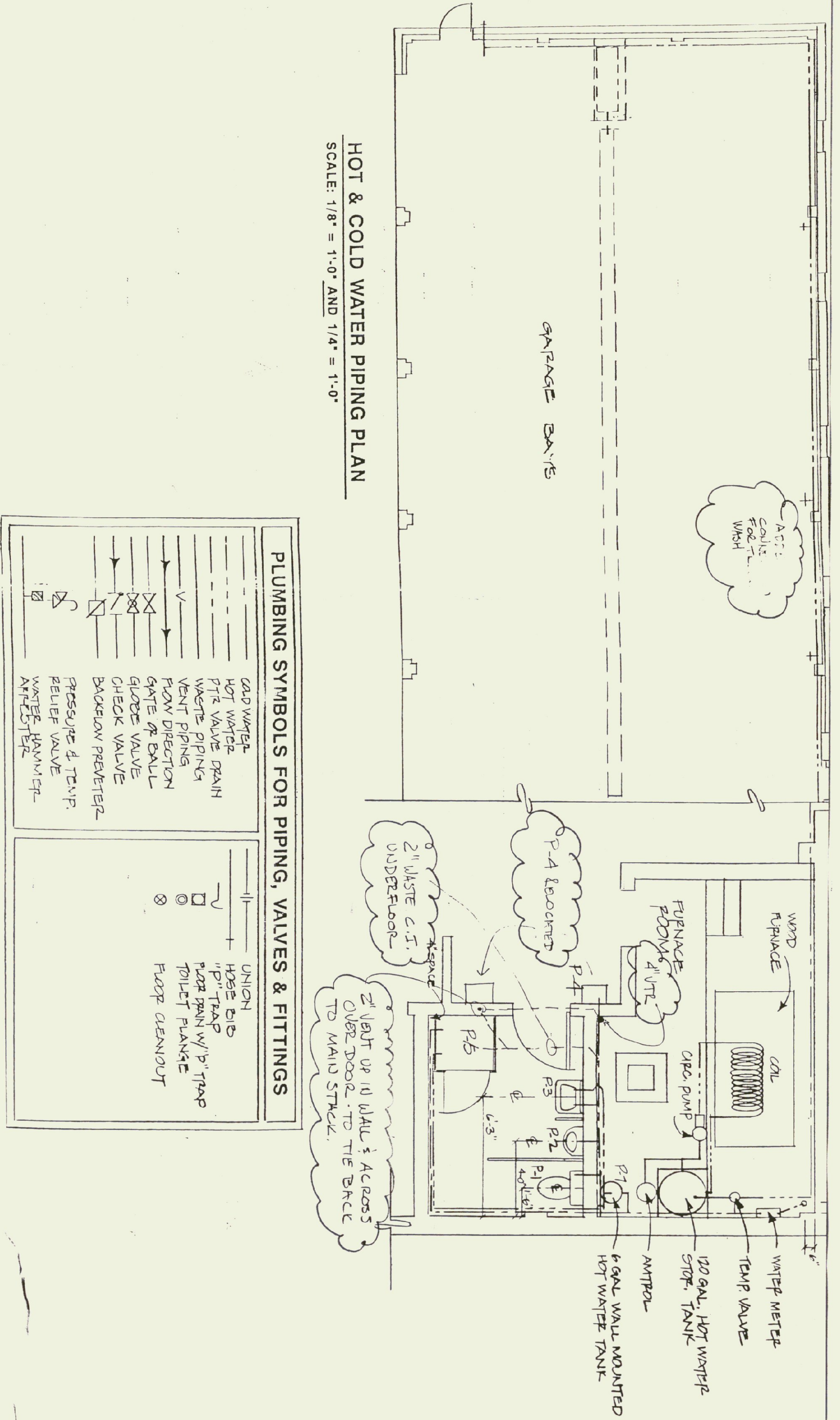


HOT & COLD WATER PIPING PLAN

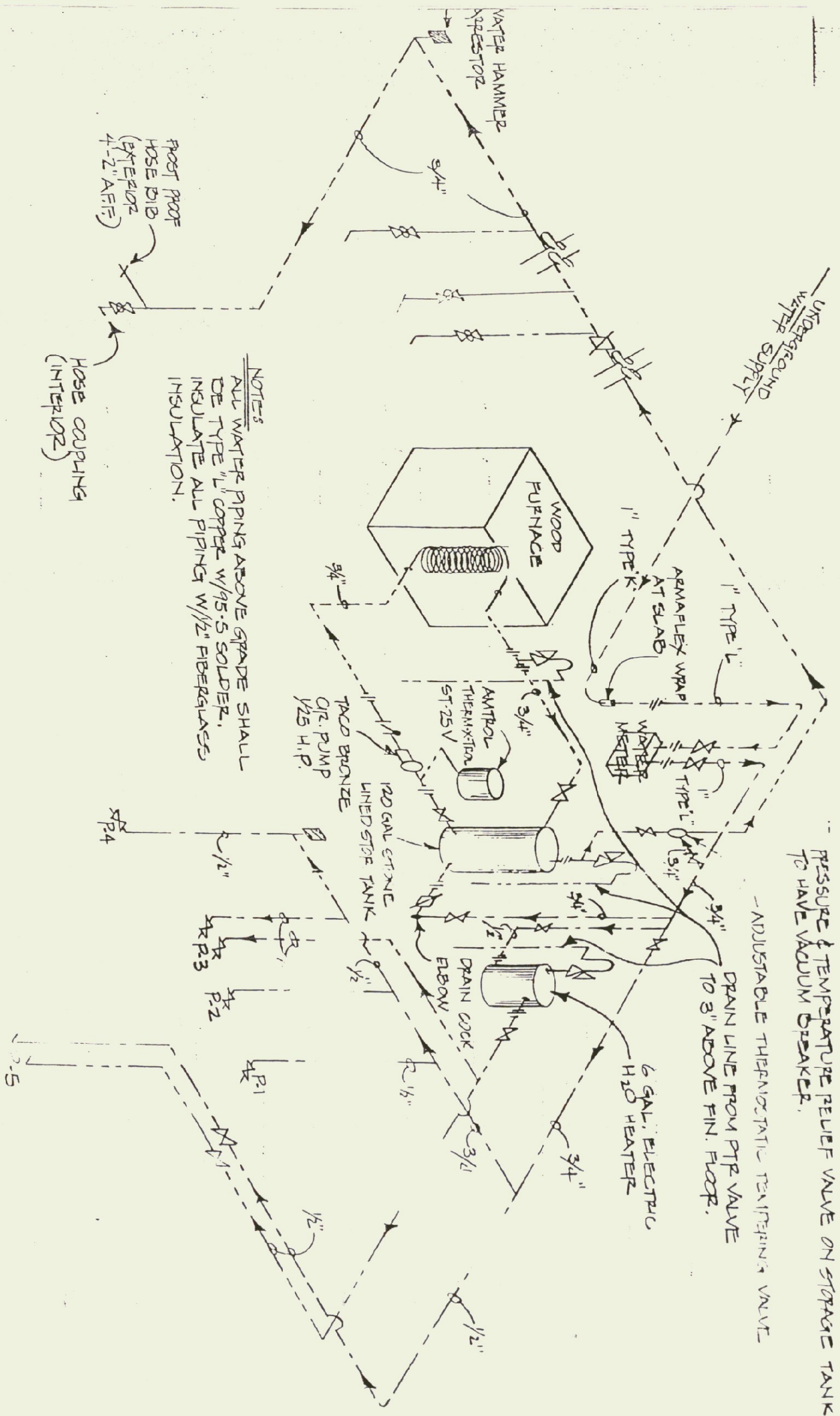
SCALE: 1/8" = 1'-0" AND 1/4" = 1'-0"



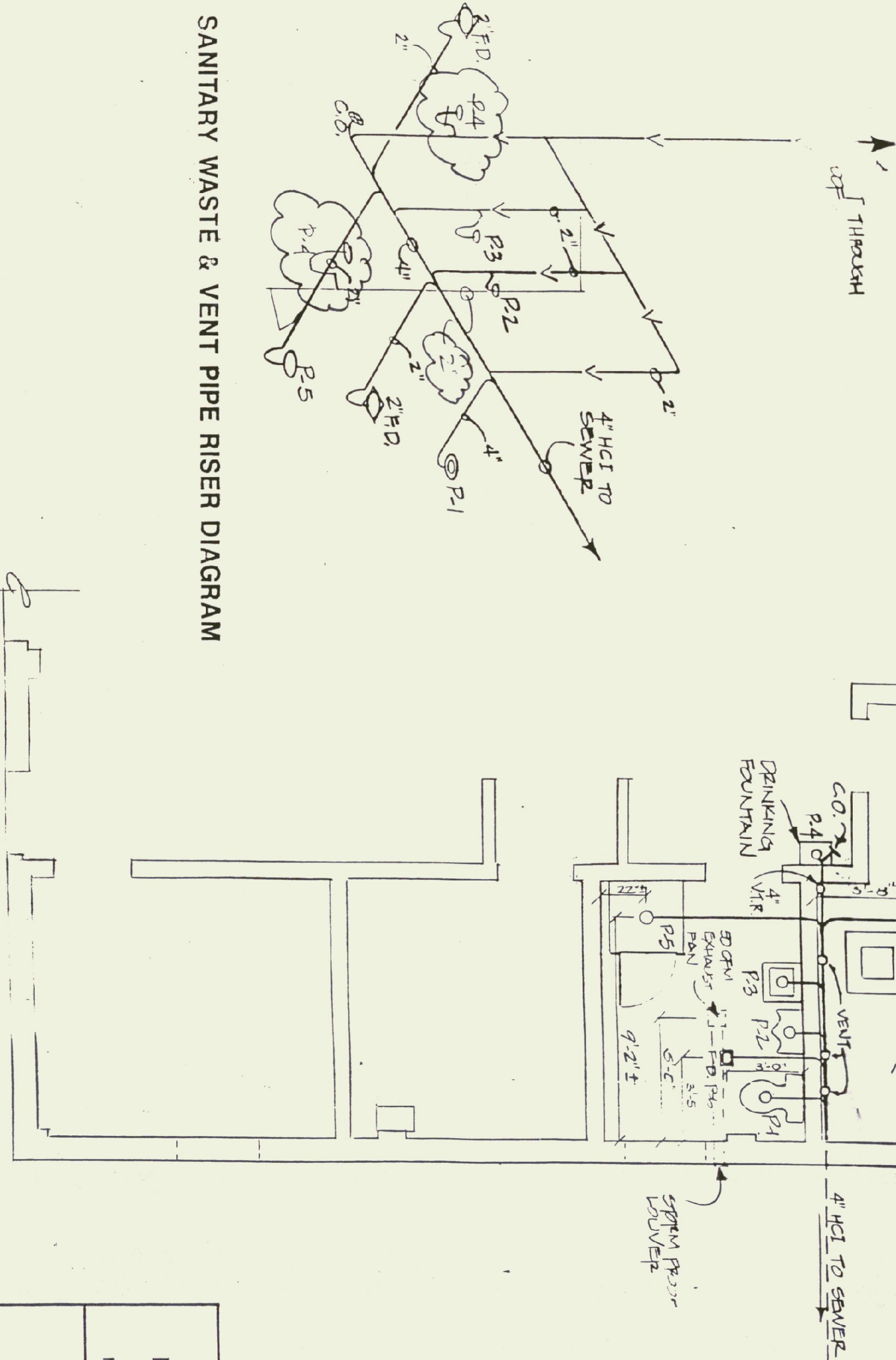
PLUMBING SYMBOLS FOR PIPING, VALVES & FITTINGS

| | |
|--|------------------------------|
| | COLD WATER |
| | HOT WATER |
| | P.T. VALVE |
| | DRAIN PIPING |
| | VENT PIPING |
| | FLOW DIRECTION |
| | GATE OR BALL VALVE |
| | CHECK VALVE |
| | BACKFLOW PREVENTER |
| | PRESSURE & TEMP RELIEF VALVE |
| | WATER HAMMER ARRESTOR |
| | UNION |
| | HOSE BIBB |
| | P-TRAP FLOOR PAN W/ P-TRAP |
| | TOILET FLANGE |
| | FLOOR CLEANOUT |

HOT & COLD WATER PIPING RISER DIAGRAM



SANITARY WASTE & VENT PIPE RISER DIAGRAM



| Fixture | Description | Material | Size | Height | Notes |
|---------|-------------------|---|--|--------|-------|
| P1 | TOILET | AMERICAN STANDARD "CABET" # 210A 500 WHITE VITREOUS CHINA, WANDER P FLOOR MOUNT TANK TYP, BUBBLER WATER SAVING Siphon Jet Action, GLOBE COUPLED WITH REGULATED LINE, 18" HIGH. SEAT TO BE ELONGATED, OPEN FRONT WITH COAT CAPS PROVIDE SUPPLY STOP. | 4" | 2" | 1/2" |
| P2 | URINAL | AMERICAN STANDARD WASHBODIK # 6501 CID, 9 1/4" TOP SPUD, WHITE VITREOUS CHINA, WALL HUNG, WASH OUT URINAL, WITH DOWN RINAL 180 FLUSH VALVE & COMPLETE CARRIER. | 2" | 2" | 3/4" |
| P3 | LAVATORY | AMERICAN STANDARD "LUBENE" # 055 012, 20 1/2" X 16" WALL HUNG, WHITE VITREOUS CHINA, FRONT OVERFLOW, 4" CENTER PILET HOLES, & PROVIDED W/ CONCEALED ARM CARRIER, FITTINGS SHALL BE CHROME SINGLE LEVER CONTROL W/ P-UP DRAIN & P-TRAP AMERICAN STANDARD "SERAMIX" MODEL 2000-101. | 2" | 2" | 1/2" |
| P4 | DRINKING FOUNTAIN | AMERICAN STANDARD # 850 112, WHITE VITREOUS CHINA, SELF CLOSING VALVE, PROVIDE W/ P-TRAP. | 4" | 4" | 1/2" |
| P5 | SHOWER STALL | FIREHAWKS 36" X 56" BRASS TUB MODEL 141, WHITE, FITTINGS: CHROME, SINGLE LEVER CONTROL, PRESSURE BALANCED WITH SPRING/WEIR STOP. AMERICAN STANDARD "SERAMIX" MODEL # 2000-501. PROVIDE A CHROME SPRINGER AND P-TRAP. | 2" | 2" | 1/2" |
| P6 | FLOOR DRAINS | SCOTTED ROUND COVER, DRAIN SHALL DISCHARGE THROUGH A P-TRAP OUTLET OR P-TRAP SHALL HAVE A TWO INCH DRAIN WITH INTEGRAL FLOOR CLEANOUT. | 2" | - | - |
| P7 | HOT WATER HEATER | 6 GAL. ENERGY SAVING WITH PILE-UP FOAM INSULATION, 7 1/2" RECOVER, AT 90° TEMP. RISE. DRAINAGE WHITE MODEL W1005S OR APPROVED EQUAL. | PROVIDE W/ TRAP PRIMER FROM COLD WATER @ LAVATORY. | - | 1/2" |

STATE OF VERMONT
DEPARTMENT OF STATE BUILDINGS
AGENCY OF ADMINISTRATION
MONTPELIER, VERMONT

PLUMBING PLAN
VERMONT AGENCY OF TRANSPORTATION
5 BAY MAINTENANCE GARAGE
VERMONT

ENOSBURG FALLS,
VERMONT

DATE: MAY 20, 1991
DRAWN BY: A. POULIN
SCALE: AS NOTED
APPROVED BY:

REVISIONS:
17 OF 24

DWG. NO. P-1

RECEIVED
FEB 14 1992
NORTH CONSTRUCTION INC.

AS BUILT