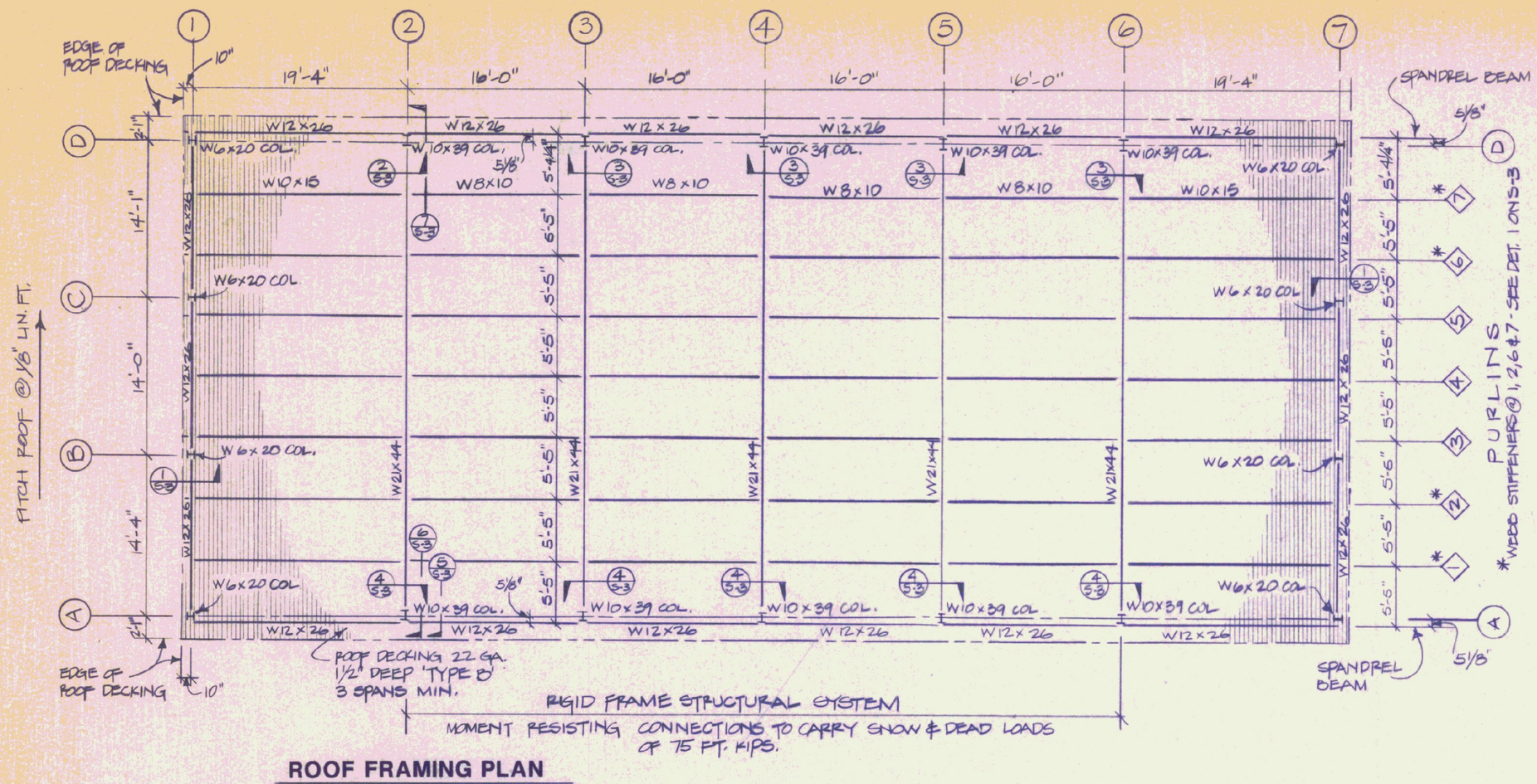

ROOF FRAMING PLAN
SCALE: 1/8" = 1'-0"

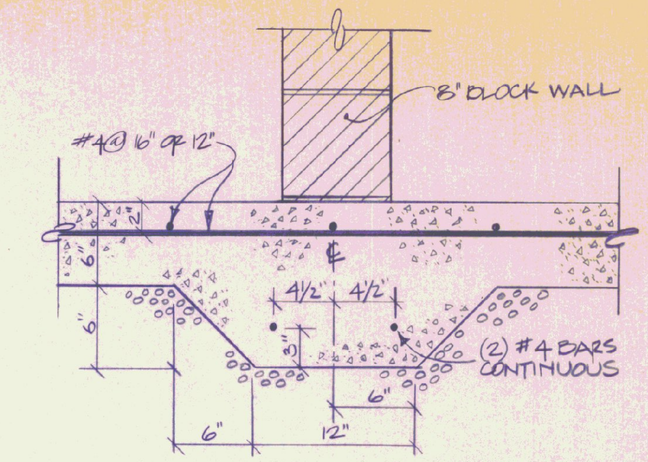

1 / S-3 **SLAB FOOTING AT BLOCK WALL DETAIL**
SCALE: 1-1/2"=1'-0"

LOADING NOTE:

(1) SNOW LOAD = 50#/SF REDUCED/COL FOR FLAT ROOF
(2) DEAD LOAD = 20#/SF FOR ROOF
(3) WIND LOAD = 20#/SF @ WALLS
(4) MEZZANINE = 100#/SF FLOOR

BASE PLATE NOTES:

@ COL. LINES #1 & #7 BOT. OF BASE PL'S @ +4'-0 3/4"
@ COL. LINES #2,3,4,5,6 " " " " @ -8 1/4"

MISC. NOTES:

• CHANNELS FOR GARAGE DOORS (5 DOORS TOTAL) ARE NOT SHOWN ON FRAMING PLAN. SEE A-5, A-6, & S-3.

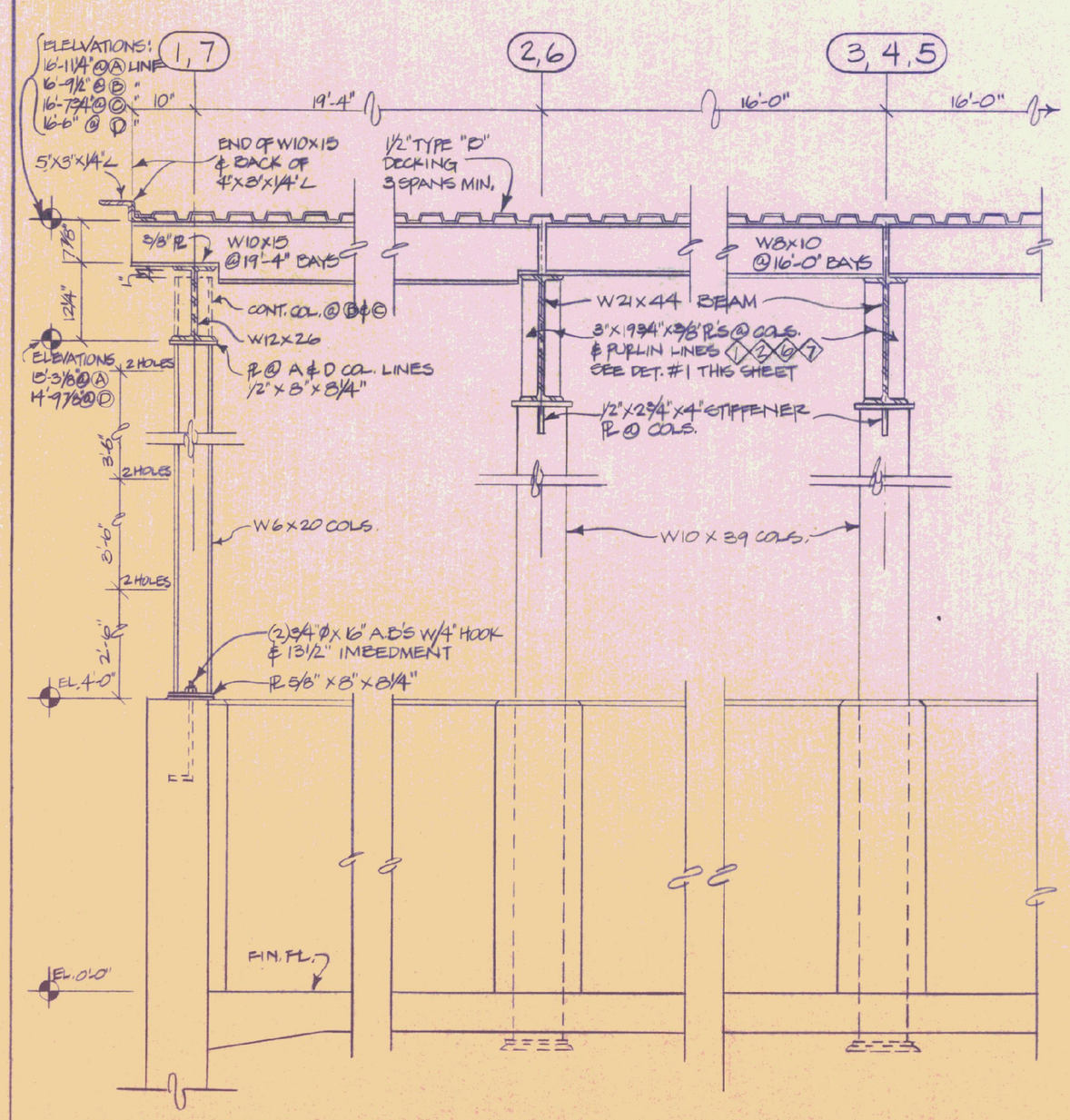

1 / S-3 **SECTION**
SCALE: 3/4" = 1'-0"

2 / S-3 **SECTION**
SCALE: 3/4" = 1'-0"

3 / S-3 **SECTION**
SCALE: 3/4" = 1'-0"

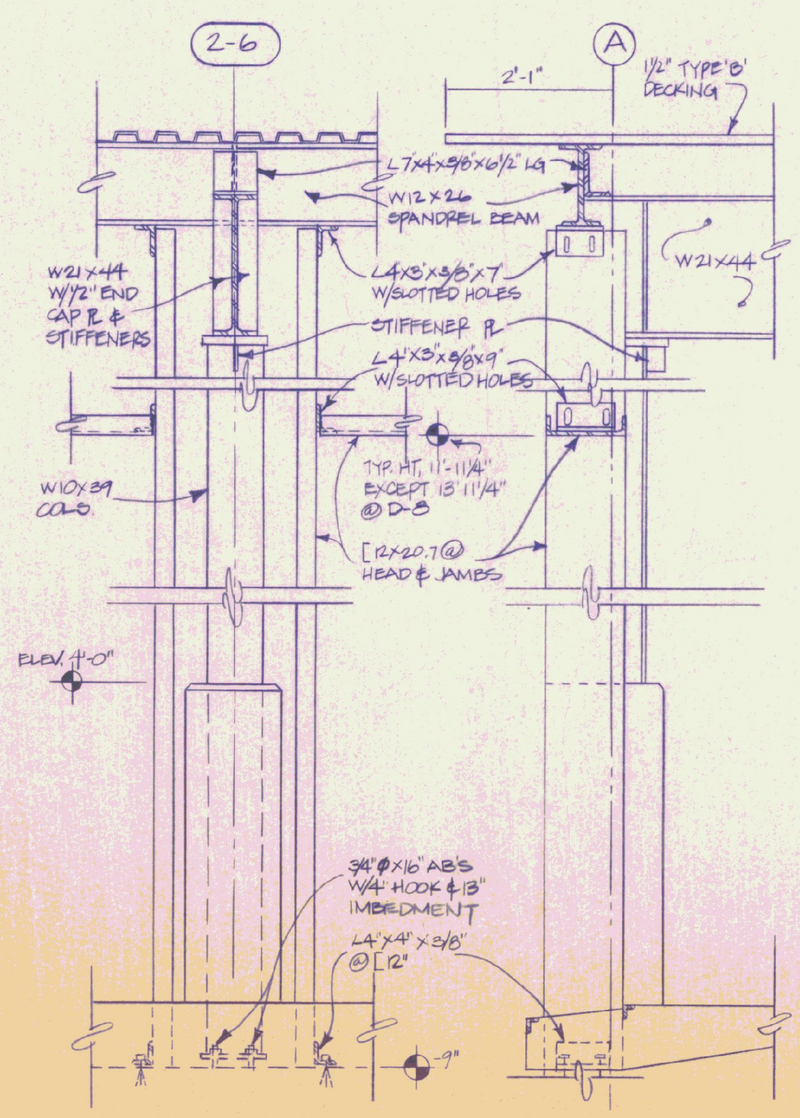

4 / S-3 **SECTION**
SCALE: 3/4" = 1'-0"

5 / S-3 **SECTION**
SCALE: 3/4" = 1'-0"

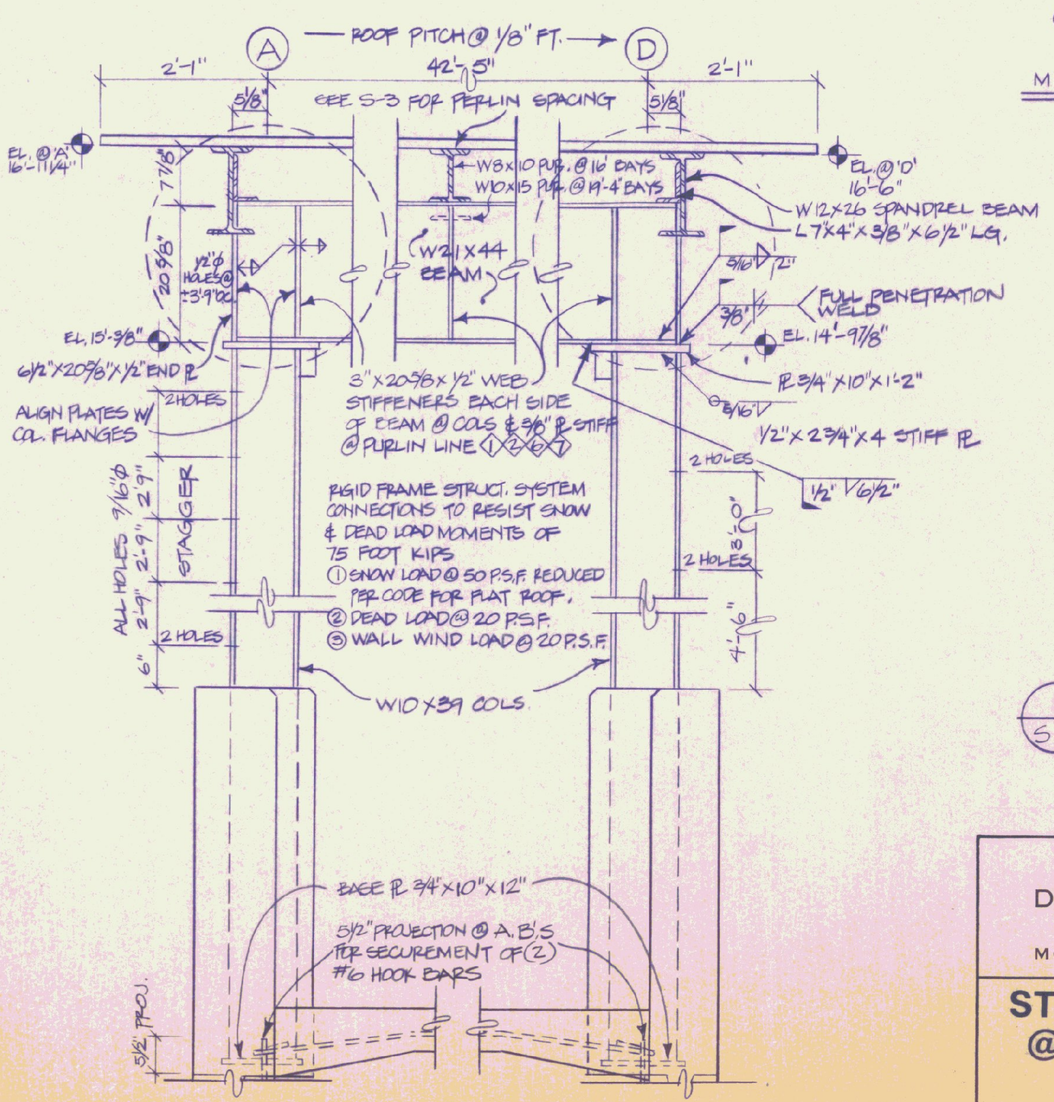

6 / S-3 **SECTION @ COL. LINE 'A' 2→6**
SCALE: 3/4" = 1'-0"

7 / S-3 **SECTION @ COL. LINE 'D' 2→6**
SCALE: 3/4" = 1'-0"

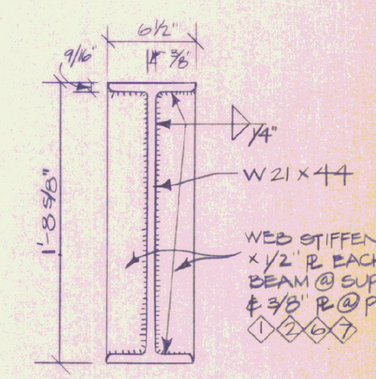

1 / S-3 **DETAIL-WEB STIFFENERS**
SCALE: 1-1/2"=1'-0"

STATE OF VERMONT
DEPARTMENT OF STATE BUILDINGS
AGENCY OF ADMINISTRATION
MONTPELIER, VERMONT

STRUCTURAL STEEL FRAMING @ ROOF & STEEL SECTIONS

VERMONT AGENCY OF TRANSPORTATION
5 BAY MAINTENANCE GARAGE
ENOSBURG FALLS, VERMONT

DATE: MAY 20, 1991	SCALE: AS NOTED	REVISIONS:	DWG. NO. S-3
DRAWN BY: A. POULIN	APPROVED BY:		16 OF 24