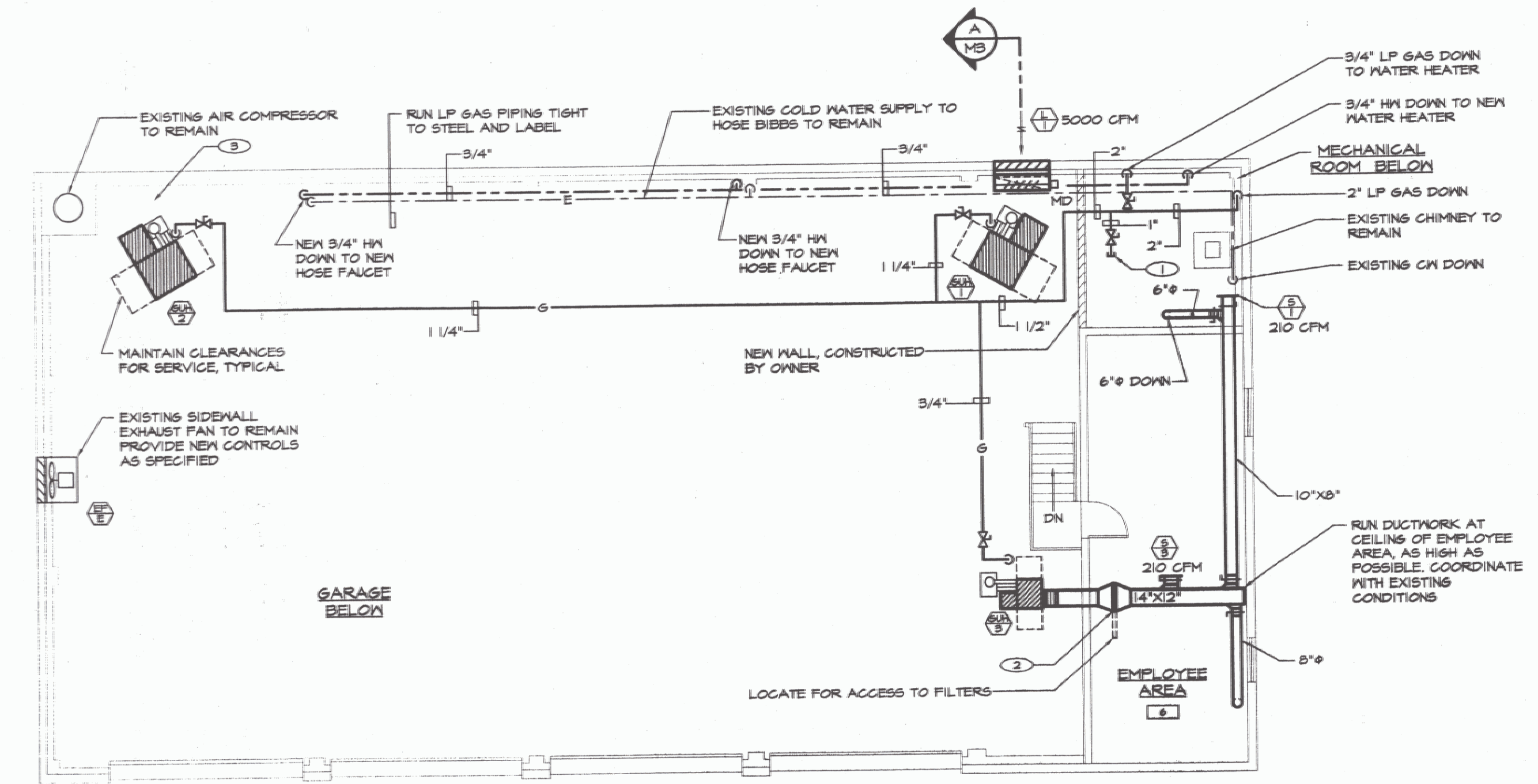


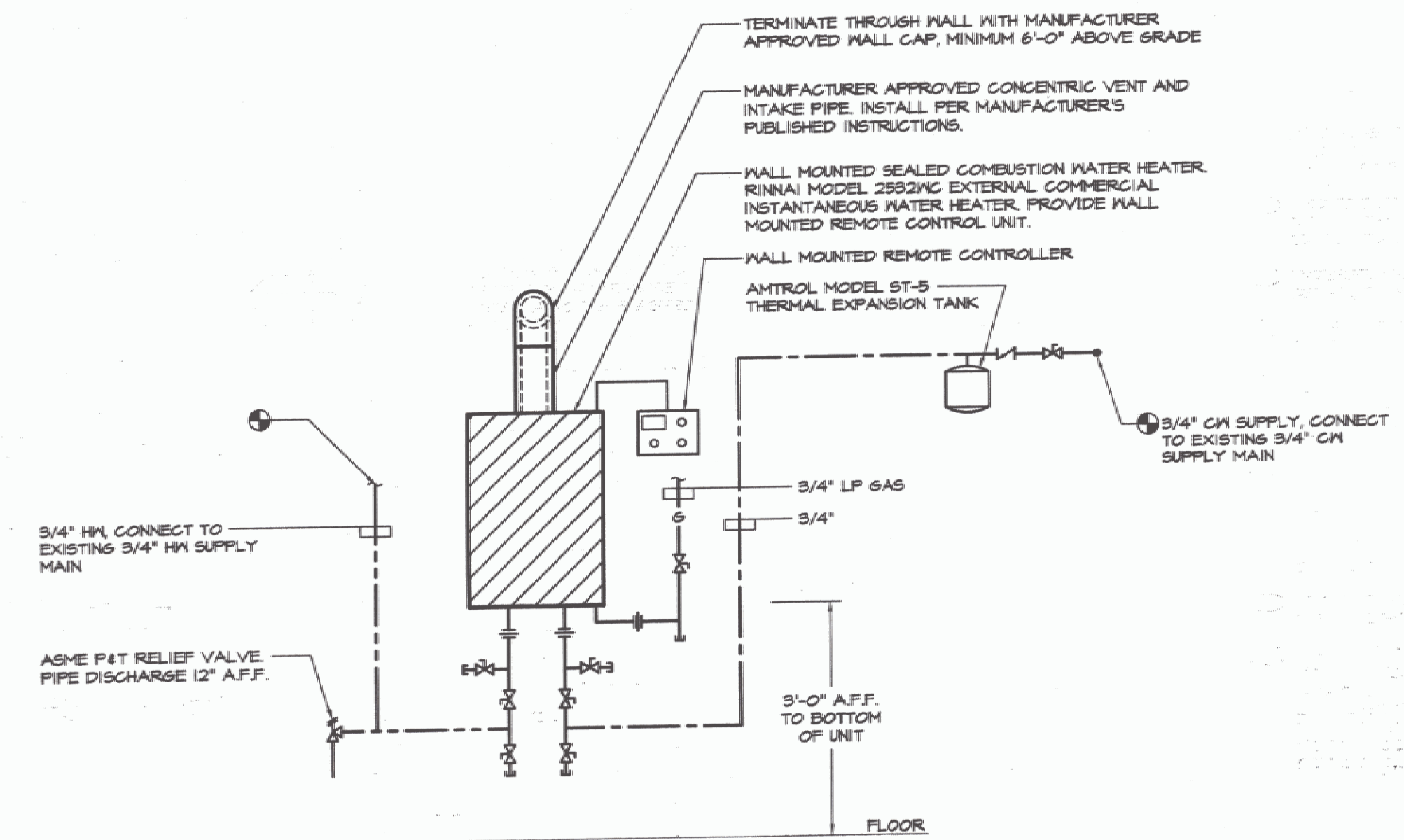
VERTICAL SEPARATED COMBUSTION / VENT DETAIL
NOT TO SCALE

DRAWING NOTES: (APPLY TO THIS DRAWING ONLY)

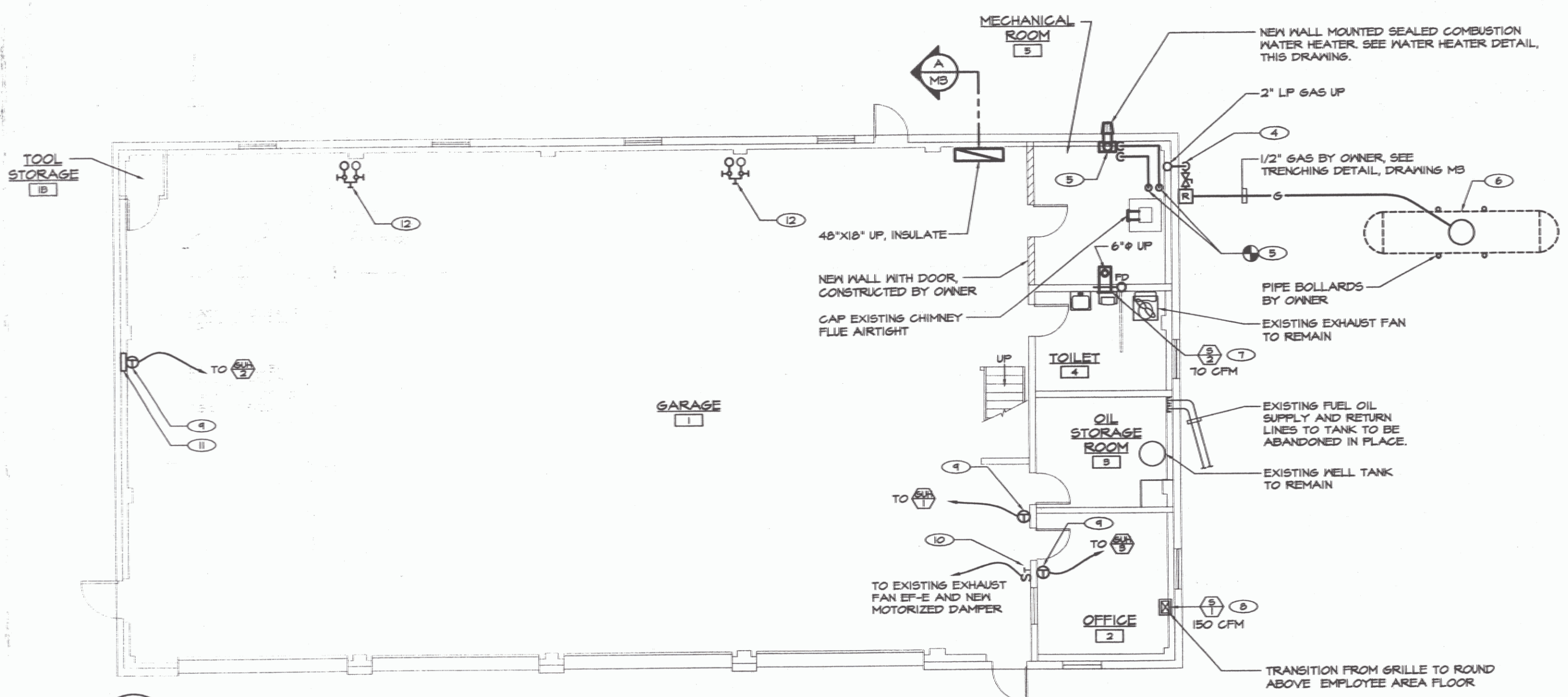
- 1 PROVIDE 1" LP GAS BRANCH, VALVED AND CAPPED FOR FUTURE.
- 2 PROVIDE 24"X24" X 1" THICK FILTER. PROVIDE FILTER RACK WITH GASKETED HINGED ACCESS DOOR.
- 3 PROVIDE VERTICAL SEPARATED COMBUSTION / VENT. SEE DETAIL, THIS DRAWING. TYPICAL EACH GAS FIRED UNIT HEATER.
- 4 2" LP GAS UP. CONNECT TO SECOND STAGE REGULATOR. PROVIDE GAS SHUTOFF IN RISER. SEE LP GAS TANK DETAIL, DRAWING MS.
- 5 PROVIDE LP GAS FIRED WATER HEATER. SEE WATER HEATER DETAIL, THIS DRAWING. CONNECT NEW 3/4" HM SUPPLY & CM SUPPLY TO EXISTING.
- 6 UNDERGROUND 1000 GALLON LP GAS TANK, BY OWNER. SEE DETAIL, DRAWING MS.
- 7 CUT AND PATCH EXISTING WALL MOUNT SUPPLY DIFFUSER, IN TOILET (ROOM 4), 6" FROM CEILING TO TOP.
- 8 CUT AND PATCH EXISTING CEILING FOR NEW REGISTER. TRANSITION TO ROUND ON DUCT RISER.
- 9 MOUNT THERMOSTAT 3/4" A.F.F., TYPICAL.
- 10 FURNISH AND INSTALL NEW 15-MINUTE SPRING-WOUND TIMER. ACTIVATION OF TIMER SWITCH SHALL OPEN MOTORIZED DAMPER FOR INTAKE LOUVER. WHEN DAMPER IS OPEN, END SWITCH SHALL START EXISTING EXHAUST FAN. WHEN TIMER SWITCH IS OFF, DAMPER SHALL CLOSE AND EXHAUST FAN SHALL TURN OFF. COORDINATE WIRING WITH ELECTRICAL CONTRACTOR.
- 11 PROVIDE INSULATED, BACK MOUNTING BLOCK FOR THERMOSTAT.
- 12 FURNISH AND INSTALL LEONARD MODEL 5W-TS-EVD-RF MIXING VALVE WITH 3/4" HOT AND COLD WATER INLETS, STOP AND CHECK VALVES, 3/4" HOSE OUTLET, VACUUM BREAKER, STAINLESS STEEL HOSE RACK, ROUGH BRASS FINISH. CONNECT TO TO EXISTING 3/4" COLD WATER AND NEW 3/4" HOT WATER. MOUNT HOSE STATION 3'-6" ABOVE FINISHED FLOOR TO CENTERLINE.



MEZZANINE FLOOR PLAN - MECHANICAL DEMOLITION
SCALE: 1/4"=1'-0"




WATER HEATER DETAIL
NOT TO SCALE



MAIN FLOOR PLAN - MECHANICAL DEMOLITION
SCALE: 1/4"=1'-0"

X:\031221\Drawings\Mech\031221.M02.dwg, M2, 7/7/2005 11:11:17 PM, © LANE ASSOCIATES CONSULTING ENGINEERS PC, 2005



NO.	ISSUED FOR	DATE
1	BIDDING AND CONSTRUCTION	07/2005

LANE ASSOCIATES
CONSULTING ENGINEERS, P.C.

HEATING, VENTILATION, & AIR CONDITIONING,
PLUMBING, FIRE PROTECTION, & ELECTRICAL.

CHARLES F. LANE, P.E.
DANIEL W. DUPRAS, P.E.

51 KILLINGTON AVENUE,
RUTLAND, VERMONT 05701
TELEPHONE: (802)747-3346
FAX/MODEM: (802)747-3356

MECHANICAL NEW WORK

EDEN AOT GARAGE
VERMONT AGENCY OF TRANSPORTATION
EDEN, VERMONT

APPR: DWD DRAWN: KPC SCALE: AS NOTED PROJ. NO. 0912-21

M 2