

- NOTES:
1. ALL PROPOSED PAVEMENT SHALL HAVE A 1/4" THICK TYPE III WEARING COURSE AND A 3/4" THICK TYPE II BINDER COURSE. ITEM 406.25 BITUMINOUS CONCRETE PAVEMENT, UNLESS OTHERWISE DIRECTED BY THE RESIDENT ENGINEER. ALL LIQUID ASPHALT USED IN BITUMINOUS CONCRETE PAVEMENT SHALL BE PG 58-28.
 2. TACK COAT: ITEM 404.65, EMULSIFIED ASPHALT, IS TO BE APPLIED ON ALL EXISTING PAVEMENT SURFACES, ON COLD PLANE SURFACES AND BETWEEN ALL COURSES OF PAVEMENT AT THE RATE OF 0.015 GAL/SY OR AS DIRECTED BY THE RESIDENT ENGINEER.
 3. GROSS HATCHED AREAS ON PLAN SHALL HAVE EXISTING SURFACES REMOVED (PAID AS ITEM 203.28, EXCAVATION OF SURFACES AND PAVEMENTS), WITH CLEAN CUT EDGES ALONG JOINTS, TAKING CARE TO NOT DISTURB REMAINING PAVEMENT AND/OR SUBBASE. THE EXCAVATED MATERIAL SHALL BE REMOVED FROM THE PROJECT, AS DIRECTED BY THE RESIDENT ENGINEER.

EXISTING SUBBASE MATERIAL DEEMED UNSUITABLE BY THE ENGINEER SHALL BE EXCAVATED TO A DEPTH OF 3'+/- OR AS DIRECTED BY THE ENGINEER. EXCAVATED MATERIAL SHALL BE USED AS BORROW OR REMOVED FROM THE PROJECT, AS DIRECTED BY THE RESIDENT ENGINEER. EXCAVATION WILL BE PAID FOR AS ITEM 203.28 EXCAVATION OF SURFACES AND PAVEMENTS.

MATERIAL REMOVED SHALL BE REPLACED WITH ITEM 301.28, SUBBASE OF CRUSHED GRAVEL (FINE GRADED).

ALONG THE CUT EDGES OF PAVEMENT, THE SUBBASE SHALL BE BROUGHT UP TO GRADE WITH ITEM 301.28, SUBBASE OF CRUSHED GRAVEL (FINE GRADED), AS DIRECTED BY THE RESIDENT ENGINEER. SEE DETAILS ON THIS SHEET.

4. THERE SHALL BE A 3" VERTICAL GRADE DIFFERENTIAL BETWEEN THE FINISH FLOOR ELEVATION OF THE SHEDS DOWN TO THE FINISH BITUMINOUS PAVEMENT ELEVATION ALONG THE DOOR OPENING, OR AS DIRECTED BY THE RESIDENT ENGINEER.

UPON COMPLETION OF THE GRADING OPERATIONS FOR EARTH SIDESLOPE AREAS, THE CONTRACTOR SHALL IMMEDIATELY ESTABLISH VEGETATION IN ACCORDANCE WITH THE SEEDING REQUIREMENTS ON THIS SHEET.

6. SEE VAOT STANDARD DRAWINGS T-1 AND T-2 FOR TEMPORARY EROSION CONTROL DETAILS.

7. ALL EXISTING MATERIAL STORED ON SITE (SAND, COLD PLANE GRINDINGS, BRUSH, ECT.) SHALL BE REMOVED BY VAOT PRIOR TO CONSTRUCTION.

8. UTILITIES SHOWN ON THESE PLANS ARE APPROXIMATE. THE CONTRACTOR SHALL WORK WITH THE VAOT IN DETERMINING ACTUAL LOCATION OF UTILITIES.

SEEDING FORMULA
RURAL AREAS

Z, WT.	LBS./A.	NAME	PUR. %	GERM. %
37.5	22.5	CREeping RED FESCUE	98	85
37.5	22.5	TALL FESCUE	95	90
5.0	3.0	RED TOP	95	90
15.0	9.0	BIRDFOOT TREFOLI	98	85
5.0	3.0	ANNUAL RYE GRASS	95	85
100.0	60.0			

SEEDING FORMULA
URBAN AREAS

Z, WT.	LBS./A.	NAME	PUR. %	GERM. %
42.5	34.0	CREeping RED FESCUE	98	85
10.0	8.0	PERENNIAL RYE GRASS	95	90
42.5	34.0	KENTUCKY BLUE GRASS	85	85
5.0	4.0	ANNUAL RYE GRASS	95	85
100.0	80.0			

SEED MIXTURE SHALL NOT HAVE A WEED CONTENT EXCEEDING 0.40% BY WEIGHT AND SHALL BE FREE OF ALL NOXIOUS SEED.

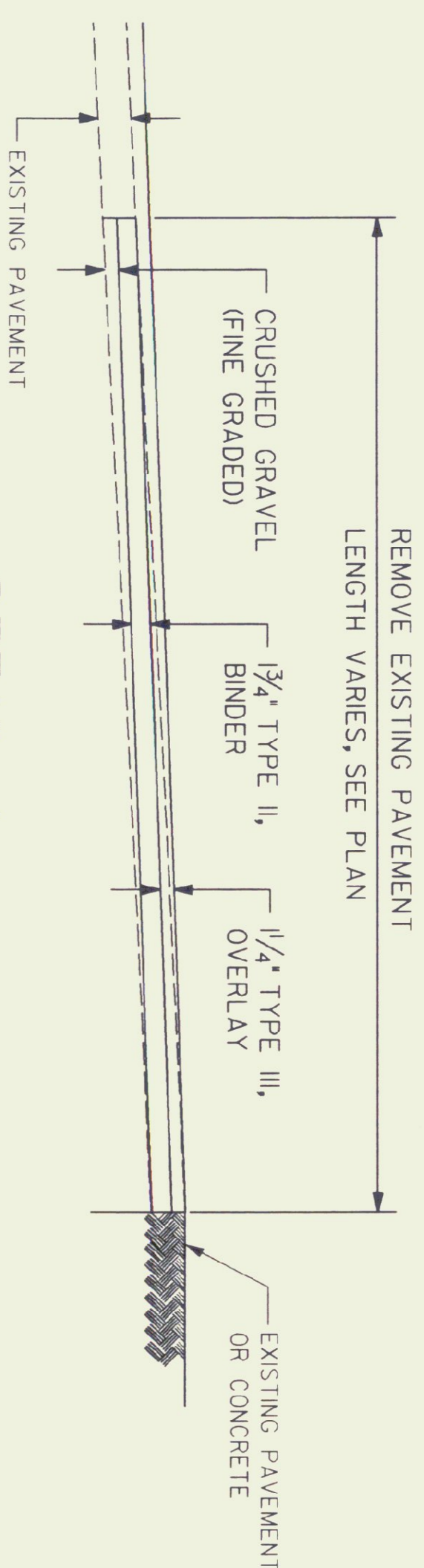
SEEDS TO BE APPLIED PER SEEDING FORMULA OR AS DIRECTED BY THE ENGINEER.

FERTILIZER FORMULA 10-20-10 TO BE USED WITH SEED, APPLIED AT THE RATE OF 500 LBS./ACRE (HYDRO SEEDERS MAY USE 19-19-19 FORMULA).

AGRICULTURAL LIMESTONE: TO BE APPLIED AT THE RATE OF 2 TONS/ACRE, OR AS DIRECTED BY THE ENGINEER.

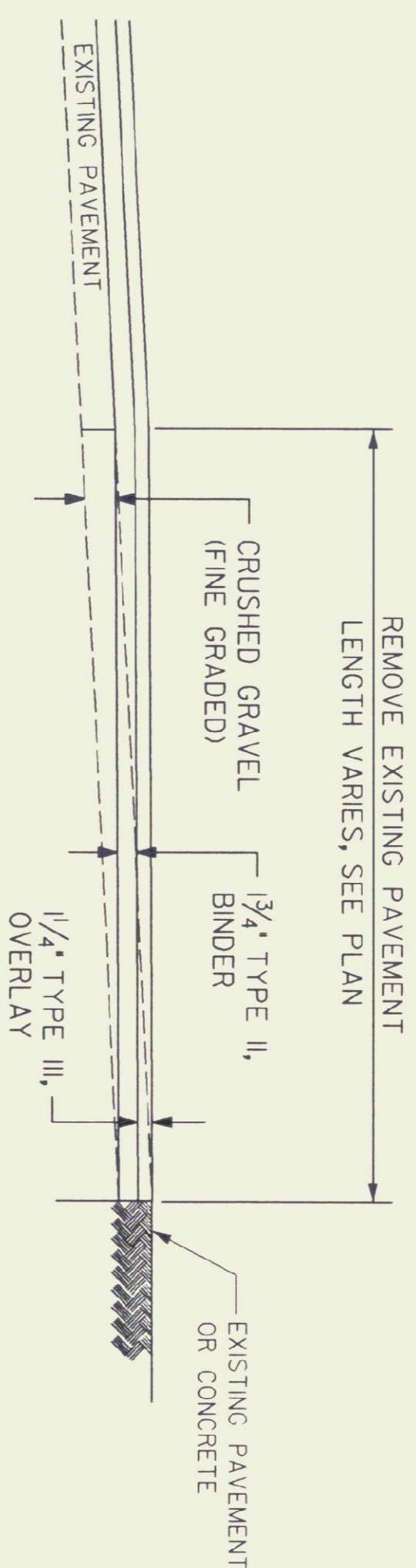
HAY MULCH TO BE PLACED ON EARTH SLOPES AT THE RATE OF 2 TONS/ACRE, OR AS DIRECTED BY THE ENGINEER.

TOPSOIL: TO BE USED WITH SEED AS INDICATED ON THE PLANS, OR AS DIRECTED BY THE ENGINEER.



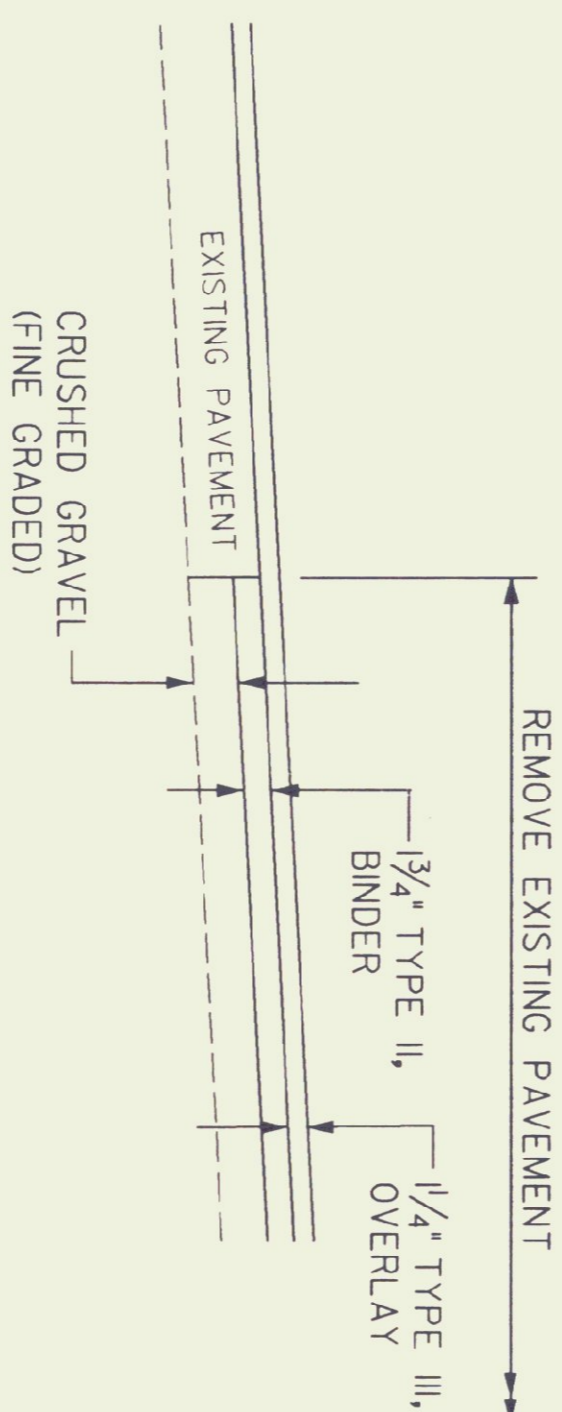
- This detail applies to this project
 This detail does not apply to this project

DETAIL - A




- This detail applies to this project
 This detail does not apply to this project

DETAIL - B



- This detail applies to this project
 This detail does not apply to this project

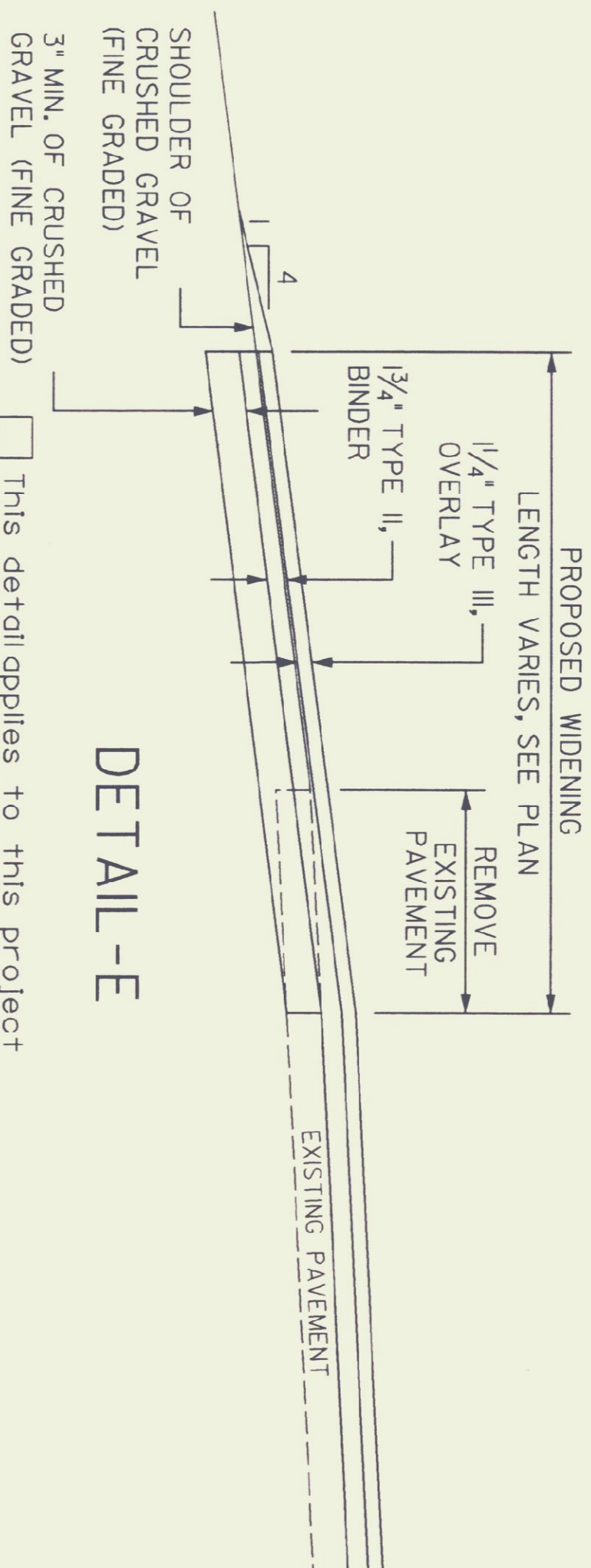
DETAIL - C



- This detail applies to this project
 This detail does not apply to this project

PAVEMENT GRINDING DETAIL
(PAID AS BITUMINOUS CONCRETE PAVEMENT)

DETAIL - D



- This detail applies to this project
 This detail does not apply to this project

DETAIL - E

This detail applies to this project

This detail does not apply to this project

- This detail applies to this project
 This detail does not apply to this project

PROJECT: ST. JOHNSBURY SALT SHED

DESIGN FILE NAME: 98211TYP.DGN

IPARM FILE NAME: CUD_ENGINEERS

SURVEYED BY: J. WARNER

SQUAD LEADER: T. LUTHER

PROJECT NO.: STP SALT(4)5

PLOT DATE: 13 AUG 98

SURVEY DATE: N/A

SHEET: 2 OF 5

DATUM
VERTICAL _____
HORIZONTAL _____



540 COMMERCIAL, ST.
MADISON, VT 05632
PHONE: (802) 868-8800
FAX: (802) 868-8802
E-MAIL: CL@CEENGINEERS.COM